

[查询"5SDF05F4502"供应商](#)
 $V_{RRM} = 4500 \text{ V}$

$I_{FAVM} = 435 \text{ A}$

$I_{FSM} = 16 \text{ kA}$

$V_{F0} = 2.42 \text{ V}$

$r_F = 2.1 \text{ m}\Omega$

$V_{DClink} = 2800 \text{ V}$

Fast Recovery Diode

5SDF 05F4502

Doc. No. 5SYA1151-01 Sep. 01

- Patented free-floating technology
- Industry standard housing
- Cosmic radiation withstand rating
- Low on-state and switching losses
- Optimized to use in snubberless operation

Blocking

V_{RRM}	Repetitive peak reverse voltage	4500 V	Half sine wave, $t_p = 10 \text{ ms}$, $f = 50 \text{ Hz}$	
I_{RRM}	Repetitive peak reverse current	$\leq 20 \text{ mA}$	$V_R = V_{RRM}$, $T_J = 115^\circ\text{C}$	
V_{DClink}	Permanent DC voltage for 100 FIT failure rate	2800 V	100% Duty	Ambient cosmic radiation at sea level in open air.
V_{DClink}	Permanent DC voltage for 100 FIT failure rate	3200 V	5% Duty	

Mechanical data

F_m	Mounting force	min.	18 kN	
		max.	22 kN	
a	Acceleration: Device unclamped Device clamped		50 m/s^2	
			200 m/s^2	
m	Weight		0.46 kg	
D_s	Surface creepage distance	\geq	33 mm	
D_a	Air strike distance	\geq	20 mm	

ABB Semiconductors AG reserves the right to change specifications without notice.



On-state (see Fig. 1.2)

I_{FAVM}	Max. average on-state current	435 A	Half sine wave, $T_c = 70^\circ\text{C}$	
I_{FRMS}	Max. RMS on-state current	685 A		
I_{FSM}	Max. peak non-repetitive surge current	16 kA	$t_p = 10\text{ ms}$	Before surge: $T_c = T_j = 115^\circ\text{C}$
		32 kA	$t_p = 1\text{ ms}$	
$\int I^2 dt$	Max. surge current integral	$1.28 \cdot 10^6\text{ A}^2\text{s}$	$t_p = 10\text{ ms}$	After surge: $V_R \approx 0\text{ V}$
		$0.5 \cdot 10^6\text{ A}^2\text{s}$	$t_p = 1\text{ ms}$	
V_F	Forward voltage drop	$\leq 4.7\text{ V}$	$I_F = 1100\text{ A}$	$T_j = 115^\circ\text{C}$
V_{F0}	Threshold voltage	2.42 V	Approximation for	
r_F	Slope resistance	2.1 m Ω	$I_F = 200 \dots 2000\text{ A}$	

Turn-on

V_{fr}	Peak forward recovery voltage	$\leq 370\text{ V}$	$di/dt = 1000\text{ A}/\mu\text{s}$, $T_j = 115^\circ\text{C}$
----------	-------------------------------	---------------------	---

Turn-off (see Fig. 3, 4)

di/dt_{crit}	Max. decay rate of on-state current	$\leq 430\text{ A}/\mu\text{s}$	$I_F = 1100\text{ A}$, $T_j = 115^\circ\text{C}$ $V_{Dclink} = 2800\text{ V}$
I_{rr}	Reverse recovery current	$\leq 610\text{ A}$	$I_F = 1100\text{ A}$, $V_{Dclink} = 2700\text{ V}$ $di/dt = 360\text{ A}/\mu\text{s}$, $T_j = 115^\circ\text{C}$,
Q_{rr}	Reverse recovery charge	$\leq \mu\text{C}$	
E_{rr}	Turn-off energy	$\leq 3.1\text{ J}$	

Thermal

T_j	Operating junction temperature range	-40...115 $^\circ\text{C}$		
T_{stg}	Storage temperature range	-40...125 $^\circ\text{C}$		
R_{thJC}	Thermal resistance junction to case	$\leq 32\text{ K/KW}$	Anode side cooled	$F_m = 18 \dots 22\text{ kN}$
		$\leq 32\text{ K/KW}$	Cathode side cooled	
		$\leq 17\text{ K/KW}$	Double side cooled	
R_{thCH}	Thermal resistance case to heatsink	$\leq 10\text{ K/KW}$	Single side cooled	
		$\leq 5\text{ K/KW}$	Double side cooled	

Analytical function for transient thermal impedance.

$$Z_{thJC}(t) = \sum_{i=1}^n R_i (1 - e^{-t/\tau_i})$$

i	1	2	3	4
$R_i(\text{K/KW})$	9.64	3.08	1.18	0.55
$\tau_i(\text{s})$	0.381	0.428	0.0048	0.0013
$F_m = 18 \dots 22\text{ kN}$ Double side cooled				

[查询"5SDF05F4502"供应商](#)

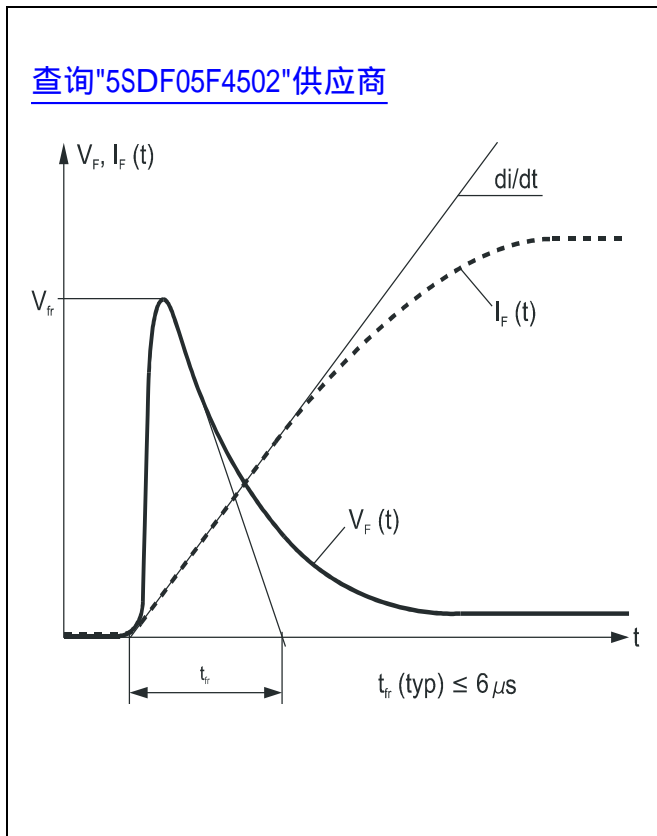


Fig. 1 Typical forward voltage waveform when the diode is turned on with high di/dt.

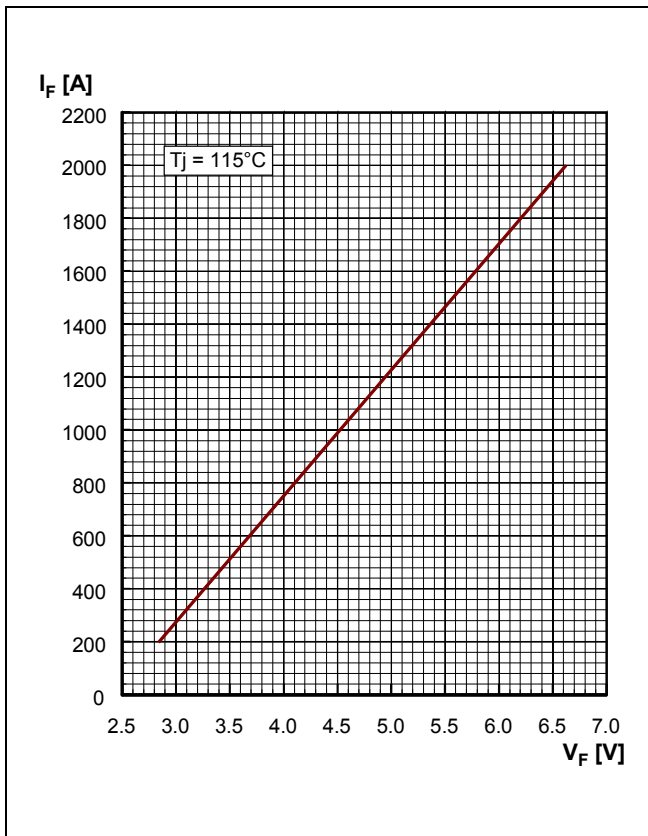


Fig. 2 Forward current vs. forward voltage.

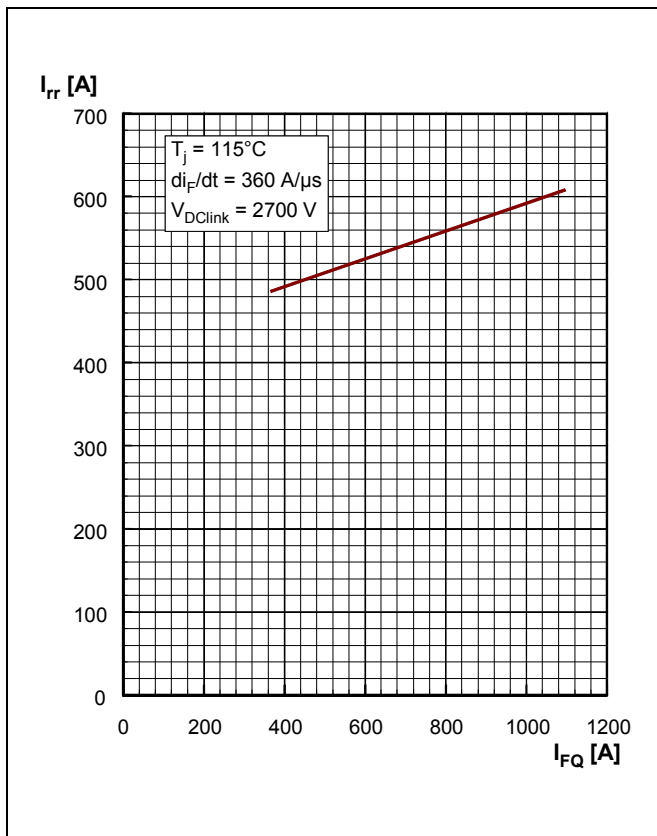


Fig. 3 Diode reverse recovery current vs. turn-off current.

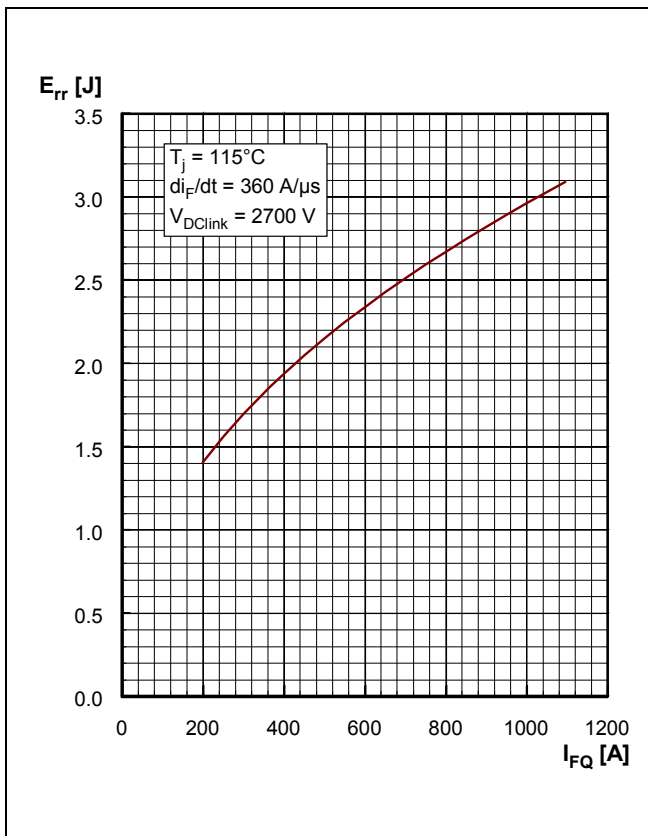


Fig. 4 Diode turn-off energy per pulse vs. turn-off current.

[查询"5SDF05F4502"供应商](#)

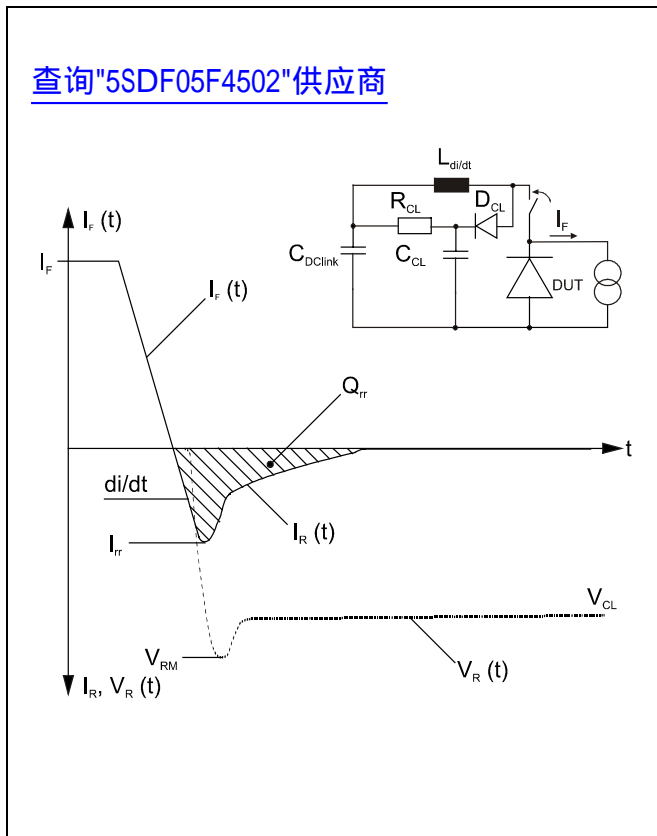


Fig. 5 Typical current and voltage waveforms at turn-off in a circuit with voltage clamp.

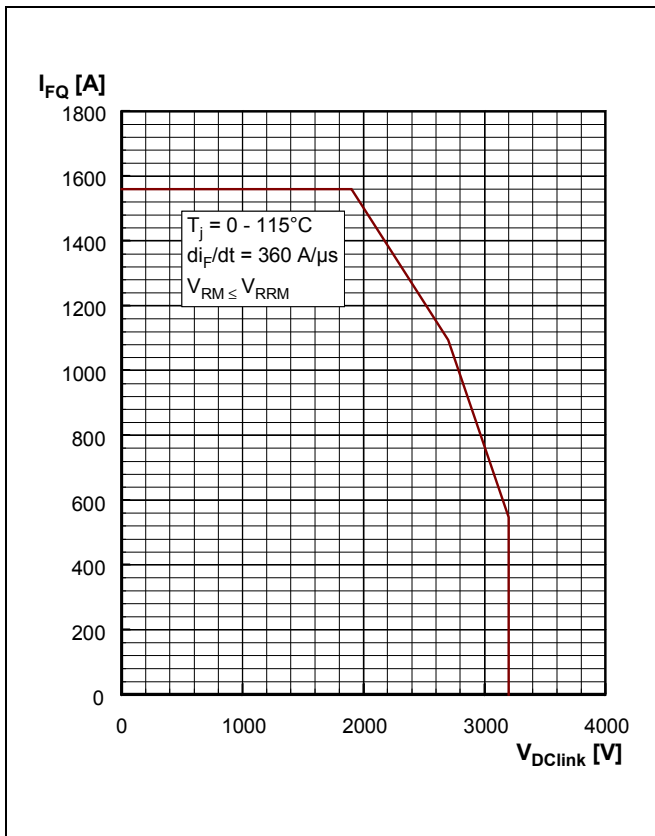


Fig. 6 Max. repetitive diode forward current.

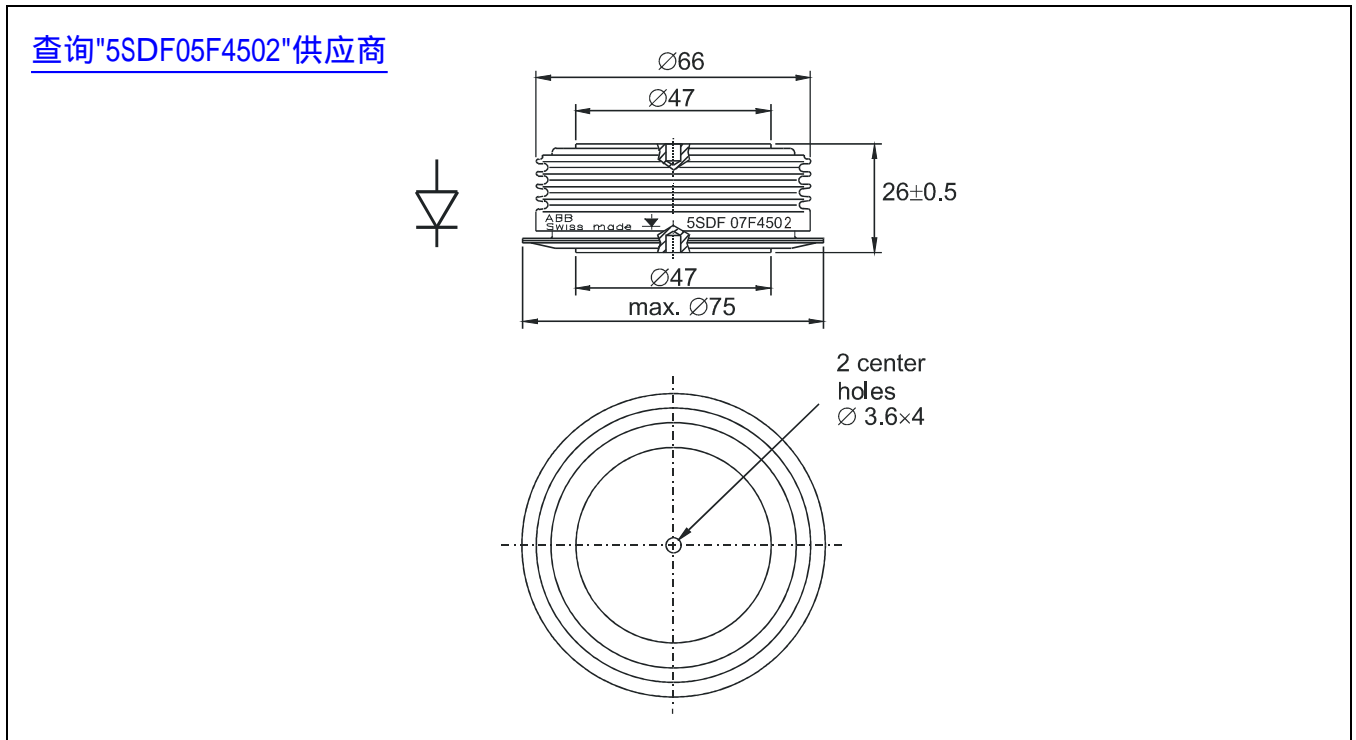


Fig. 7 Outline drawing. All dimensions are in millimeters and represent nominal values unless stated otherwise.

ABB Semiconductors AG reserves the right to change specifications without notice.

ABB

ABB Semiconductors AG
 Fabrikstrasse 3
 CH-5600 Lenzburg, Switzerland

Doc. No. 5SYA1151-01 Sep. 01

Telephone +41 (0)62 888 6419
 Fax +41 (0)62 888 6306
 Email abbsem@ch.abb.com
 Internet www.abbsem.com