查询"1-1104204-1"供应商

© Copyright 1997 BY AMP INCORPORATED ALL RIGHTS RESERVED ALLE RECHTE VORBEHALTEN

MATED WITH PASSEND ZU: HSB 6/35

LAY A1 | DIST -

REVISIONS

LTR	DESCRIPTION	DATE	DWN	APVD
A1	Zeichnungsnr.	04.06.98	SN	AK

Maßbild
Outline drawing

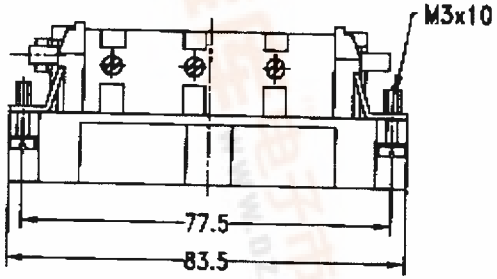

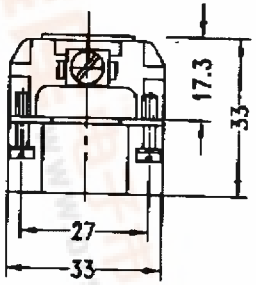

Montagehinweis
Assemling instruction

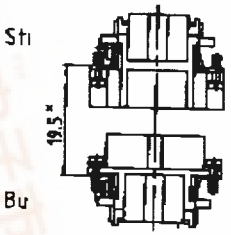

*Abstand für sichere Kontaktgabe max: 21 mm

Kontaktanordnung
Contact arrangement

Ansicht Anschlußseite
view from termination side

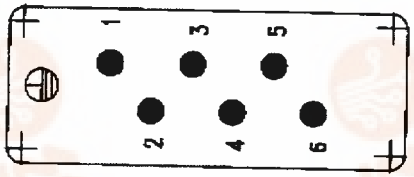

Montageausschnitt bei Verwendung ohne Gehäuse
Panel cut-out for contact insert when used without housing

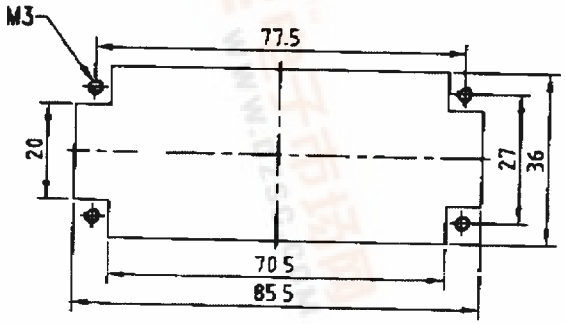

Notes,

1. Material: insert, PC
   UL-File Nr E101788(R)
2. Finish. contact, Ag

Bemerkungen,

1. Material: Einsatz PC
   UL-File Nr. E101788(R)
2. Oberfläche: Kontakt, Ag

1	Stifteinsatz HSB 6/35 Schraub	1	beige	1	-
1-1	DESCRIPTION / BENENNUNG		MATERIAL	COLOR / FARBE	ITEM NO. POS.

REMARKS / BEMERKUNGEN

HSB 6/35.SH.S

GENERAL TEXT / ALLGEMEINTEXT

DIMENSIONS / DIMENSIONEN: mm

TOLERANCES UNLESS OTHERWISE SPECIFIED / ALLGEMEINTOLERANZEN

MATERIAL -

FINISH / OBERFLÄCHE -

DWN Schweiger 04.06.98
CHK Kramer 04.06.98
APVD -

PRODUCT SPEC / PRODUKTSPEC. 108-74006
APPLICATION SPEC / VERWENDUNGSSPEC. 114-74007
WEIGHT / GEWICHT 86 g

AMP
HTS Elektrotechnik
53819 Neunkirchen, Germany

NAME
MALE INSERT
STIFTEINSATZ HSB

SIZE A3 | CAGE CODE 00779 | DRAWING NO / ZEICHNUNGS-NR. C-1104204 | RESTRICTED TO / NUR FÜR -

CUSTOMER DRAWING /KUNDENZEICHNUNG | MASSSTAB 1:1 | BLATT 1 OF VON 1 | REV A1

AMP 1470-19 REV X7.JUN96

This is a TRANSLATED file from Computervision, Inc., Medusa Version 12 2.57