2SD1731

查询"2SD1731"供应商

Silicon PNP Triple-Diffused Planar Type

Horizontal Deflection Output

■ Features

- Damper diode built-in
- Minimizes external component counts and simplifies circuitry
- High breakdown voltage, high reliability
- High speed switching
- Wide area of safety operation (ASO)

■ Package Dimensions

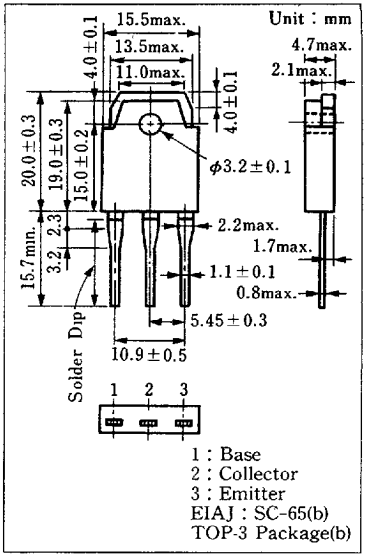

■ Absolute Maximum Ratings (Tc=25°C)

Item		Symbol	Value	Unit
Collector-base voltage		V_{CBO}	1500	V
Collector-emitter voltage		V_{CES}	1500	V
		V_{CEO}	700	V
Emitter-base voltage		V_{EBO}	7	V
Peak collector current		I_{CP}	18	A
Collector current		I_C	6	A
Base current		I_B	2.5	A
Collector power dissipation	Tc=25°C	P_C	100	W
	Ta=25°C		2.5	
Junction temperature		T_j	150	°C
Storage temperature		T_{stg}	−55～+150	°C

■ Inner Circuit

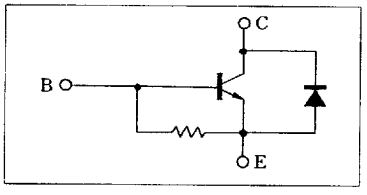

■ Electrical Characteristics (Tc=25°C)

Item	Symbol	Condition	min.	typ.	max.	Unit
Collector cutoff current	I_{CBO}	V_{CB}=750 V, I_E=0			10	μA
		V_{CB}=1500 V, I_E=0			1	mA
Emitter-base voltage	V_{EBO}	I_E=500 mA, I_C=0	7			V
DC current gain	h_{FE}	V_{CE}=5 V, I_C=1 A	5		25	
Collector-emitter saturation voltage	$V_{CE(sat)}$	I_C=5A, I_B=1.2A			8	V
Base-emitter saturation voltage	$V_{BE(sat)}$	I_C=5A, I_B=1.2A			1.5	V
Transition frequency	f_T	V_{CE}=10V, I_C=1A, f=0.5MHz		2		MHz
Storage time (L load)	t_{stg}	I_C=5A, I_{B1}=1.2A			10	μs
Fall time (L load)	t_f	I_{B2}=−1.2A, L_{leak}=5H			0.8	μs
Storage time (R load)	t_{stg}	I_C=5 A, I_{B1}=1 A		1.5		μs
Fall time (R load)	t_f	I_{B2}=−2 A, V_{CC}=200 V		0.2		μs
Diode forward voltage	V_F	I_C=−6 A, I_B=0			−2.3	V

This Material Copyrighted By Its Respective Manufacturer

查询"2SD1731"供应商

$P_C - Ta$

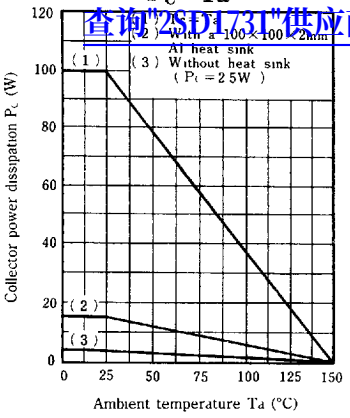

$I_C - V_{CE}$

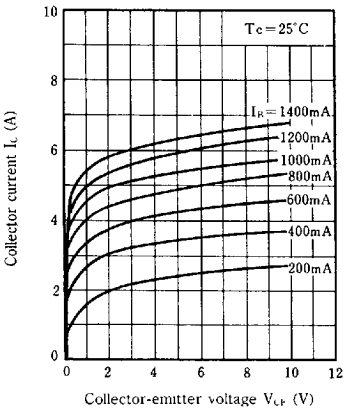

$V_{CE(sat)} - I_C$

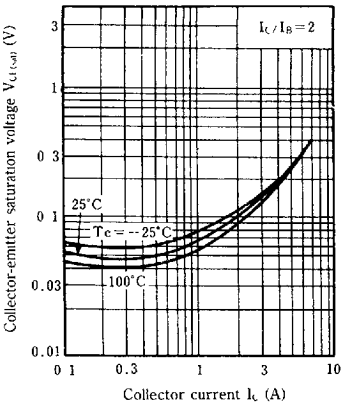

$V_{BE(sat)} - I_C$

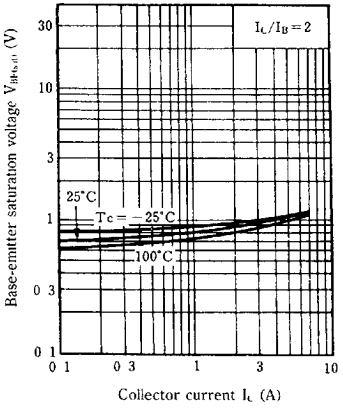

$h_{FE} - I_C$

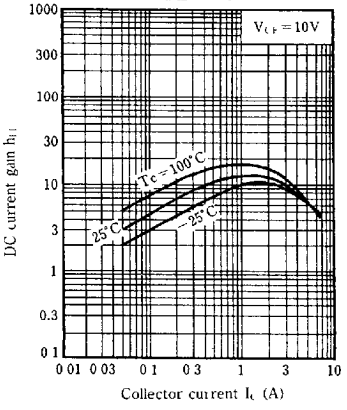

Area of safe operation (ASO)

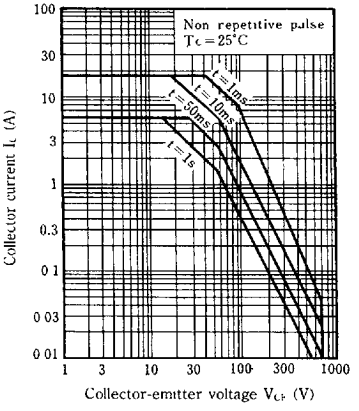

Area of safe operation (ASO)

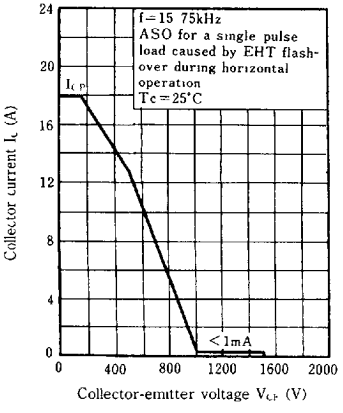

$R_{th(t)} - t$

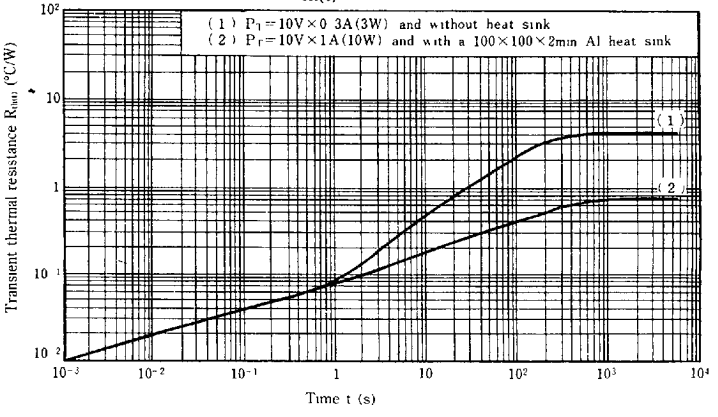

This Material Copyrighted By Its Respective Manufacturer