

600W Surface Mount Transient Voltage Suppressor

Features

- Stand-off voltage from 5.0 to 170 volts
- 600W Peak Pulse Power capability on 10/1000 μ s waveform repetition rate(duty cycle): 0.01%
- Fast response time: typically less than 1.0ps from 0v to VBR
- Low incremental surge resistance, excellent clamping capability
- Typical IR less than 1 μ A above 10V
- High temperature soldering guaranteed:250°C/10 seconds at terminals
- This series is UL recognized under component index. File number E315008
- RoHS Compliant

SMB



Mechanical Data

Case:	SMB JEDEC DO-214AA molded plastic
Epoxy:	Meets UL 94V-0 flammability rating
Terminals:	Plated axial leads, solderable per MIL-STD-750, Method 2026
Polarity:	Cathode indicated by color band except Bi-directional
Weight:	0.003 ounces, 0.093 gram

Maximum Ratings ($T_{Ambient}=25^{\circ}C$ unless noted otherwise)

Symbol	Description	Value	Unit	Conditions	
V_{WM}	Stand-Off Voltage	5.0 to 170	V		
P_{PPM}	Peak Pulse Power Dissipation on 10/1000 μ s waveform	600 Minimum	W	Non-repetitive current pulse	
I_{PPM}	Peak Pulse current on 10/1000 μ s waveform	See Table	A	Non-repetitive current pulse	
P_{M(AV)}	Steady State Power Dissipation	5.0	W	At TL(Lead Temperature)=75°C (Note 1)	
I_{FSM}	Peak Forward Surge Current	100	A	Note 1 & 2	
V_F	Maximum Instantaneous Forward Voltage	3.5	V_{WM} < 100	V	I _{PP} =25A, Note 2
		5.0	V_{WM} ≥ 100		
T_J, T_{STG}	Operating and Storage Temperature Range	-55 to 150	°C		

600W Surface Mount Transient Voltage Suppressor

SMBJ5.0A~170CA

Note: (1) PCB mounted on copper pad area of 0.2" x 0.2" (5.0mmx5.0mm).
 (2) 8.3ms single half sine-wave superimposed on rated load (uni-direction only), TL=75°C

Electrical Characteristics ($T_{Ambient}=25^{\circ}C$ unless noted otherwise)

P/N (note1)		Device Marking Code		Stand-Off Voltage	Breakdown Voltage @ Test Current		IT(mA)	Max. Clamping Voltage @ IPPM	Max. Peak Pulse Current	Max. Reverse Leakage Current @ V _{WM}
					V _{BR}					
Uni-Polar	Bi-Polar	Uni	Bi	V _{WM} (V)	Min.	Max.		V _C (V)	IPPM (A)	I _D (μA) (note2)
SMBJ5.0A	SMBJ5.0CA	KE	AE	5.0	6.4	7.07	10	9.2	65.2	800/1600
SMBJ6.0A	SMBJ6.0CA	KG	AG	6.0	6.67	7.37		10.3	58.3	800/1600
SMBJ6.5A	SMBJ6.5CA	KK	AK	6.5	7.22	7.98		11.2	53.6	500/1000
SMBJ7.0A	SMBJ7.0CA	KM	AM	7.0	7.78	8.6		12.0	50.0	200/400
SMBJ7.5A	SMBJ7.5CA	KP	AP	7.5	8.33	9.21	1.0	12.9	46.5	100/200
SMBJ8.0A	SMBJ8.0CA	KR	AR	8.0	8.89	9.83		13.6	44.1	50/100
SMBJ8.5A	SMBJ8.5CA	KT	AT	8.5	9.44	10.4		14.4	41.7	20/40
SMBJ9.0A	SMBJ9.0CA	KV	AV	9.0	10.0	11.1		15.4	39.0	5/10
SMBJ10A	SMBJ10CA	KX	AX	10	11.1	12.3	1.0	17.0	35.3	5/10
SMBJ11A	SMBJ11CA	KZ	AZ	11	12.2	13.5	1.0	18.2	33.0	5.0
SMBJ12A	SMBJ12CA	LE	BE	12	13.3	14.7	1.0	19.9	30.2	5.0
SMBJ13A	SMBJ13CA	LG	BG	13	14.4	15.9	1.0	21.5	27.9	1.0
SMBJ14A	SMBJ14CA	LK	BK	14	15.6	17.2	1.0	23.2	25.9	1.0
SMBJ15A	SMBJ15CA	LM	BM	15	16.7	18.5		24.4	24.6	
SMBJ16A	SMBJ16CA	LP	BP	16	17.8	19.7		26.0	23.1	
SMBJ17A	SMBJ17CA	LR	BR	17	18.9	20.9		27.6	21.7	
SMBJ18A	SMBJ18CA	LT	BT	18	20.0	22.1		29.2	20.5	
SMBJ20A	SMBJ20CA	LV	BV	20	22.2	24.5		32.4	18.5	
SMBJ22A	SMBJ22CA	LX	BX	22	24.4	26.9		35.5	16.9	
SMBJ24A	SMBJ24CA	LZ	BZ	24	26.7	29.5		38.9	15.4	
SMBJ26A	SMBJ26CA	ME	CE	26	28.9	31.9		42.1	14.3	
SMBJ28A	SMBJ28CA	MG	CG	28	31.1	34.4		45.4	13.2	
SMBJ30A	SMBJ30CA	MK	CK	30	33.3	36.8		48.4	12.4	
SMBJ33A	SMBJ33CA	MM	CM	33	36.7	40.6		53.3	11.3	

600W Surface Mount Transient Voltage Suppressor

SMBJ5.0A~170CA

Electrical Characteristics ($T_{Ambient}=25^{\circ}C$ unless noted otherwise)

P/N		Device Marking Code		Stand-Off Voltage	Breakdown Voltage @ Test Current			Max. Clamping Voltage @ IPPM	Max. Peak Pulse Current	Max. Reverse Leakage Current @ V_{WM}
					V_{BR}		I_T (mA)			
Uni-Polar	Bi-Polar	Uni	Bi	V_{WM} (Volts)	Min.	Max.		V_C (Volts)	IPPM (Amps)	I_D (μA)
SMBJ36A	SMBJ36CA	MP	CP	36	40.0	44.2	1.0			
SMBJ40A	SMBJ40CA	MR	CR	40	44.4	49.1		64.5	9.3	
SMBJ43A	SMBJ43CA	MT	CT	43	47.8	52.8	1.0	69.4	8.6	1.0
SMBJ45A	SMBJ45CA	MV	CV	45	50.0	55.3		72.7	8.3	
SMBJ48A	SMBJ48CA	MX	CX	48	53.3	58.9		77.4	7.8	
SMBJ51A	SMBJ51CA	MZ	CZ	51	56.7	62.7		82.4	7.3	
SMBJ54A	SMBJ54CA	NE	DE	54	60.0	66.3	1.0	87.1	6.9	1.0
SMBJ58A	SMBJ58CA	NG	DG	58	64.4	71.2		93.6	6.4	
SMBJ60A	SMBJ60CA	NK	DK	60	66.7	73.7		96.8	6.2	
SMBJ64A	SMBJ64CA	NM	DM	64	71.1	78.6		103	5.8	
SMBJ70A	SMBJ70CA	NP	DP	70	77.8	86.0	1.0	113	5.3	1.0
SMBJ75A	SMBJ75CA	NR	DR	75	83.3	92.1		121	5.0	
SMBJ78A	SMBJ78CA	NT	DT	78	86.7	95.8		126	4.8	
SMBJ85A	SMBJ85CA	NV	DV	85	94.4	104		137	4.4	
SMBJ90A	SMBJ90CA	NX	DX	90	100	111	1.0	146	4.1	1.0
SMBJ100A	SMBJ100CA	NZ	DZ	100	111	123		162	3.7	
SMBJ110A	SMBJ110CA	PE	EE	110	122	135		177	3.4	
SMBJ120A	SMBJ120CA	PG	EG	120	133	147		193	3.1	
SMBJ130A	SMBJ130CA	PK	EK	130	144	159	1.0	209	2.9	1.0
SMBJ150A	SMBJ150CA	PM	EM	150	167	185		243	2.5	
SMBJ160A	SMBJ160CA	PP	EP	160	178	197		259	2.3	
SMBJ170A	SMBJ170CA	PR	ER	170	189	209		275	2.2	

- Note:**
1. For parts with suffix A, the V_{BR} is +/- 5%.
 2. For Bi-directional type having V_{WM} of 10V or less, the I_D limit is double.

600W Surface Mount Transient Voltage Suppressor

SMBJ5.0A~170CA

Typical Characteristics Curves

Fig.1- Peak Pulse Power Derating Curve

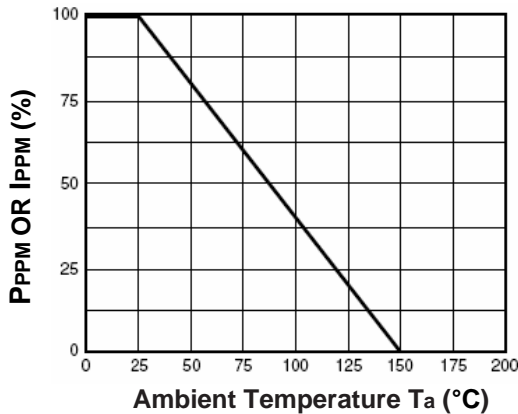


Fig.2- Peak Pulse Power Rating Curve

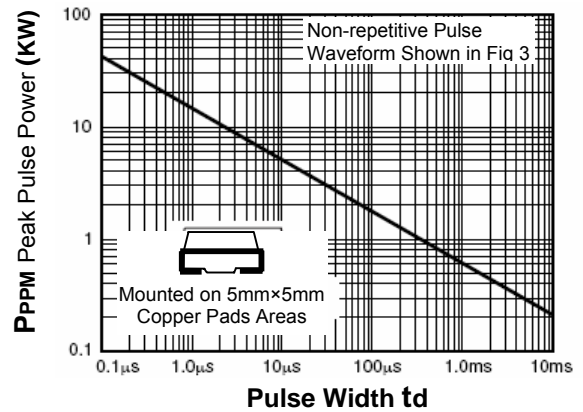
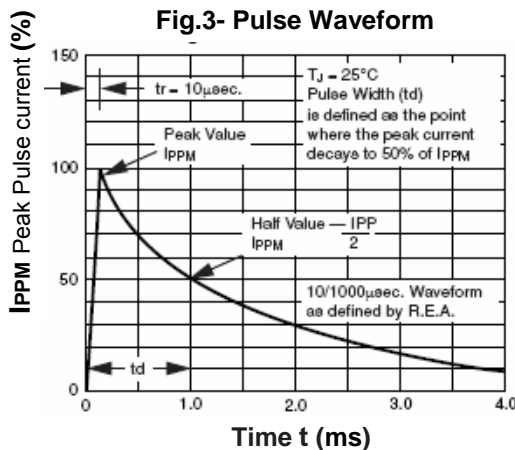


Fig.3- Pulse Waveform



4- Max. Non-Repetitive Forward Surge Current

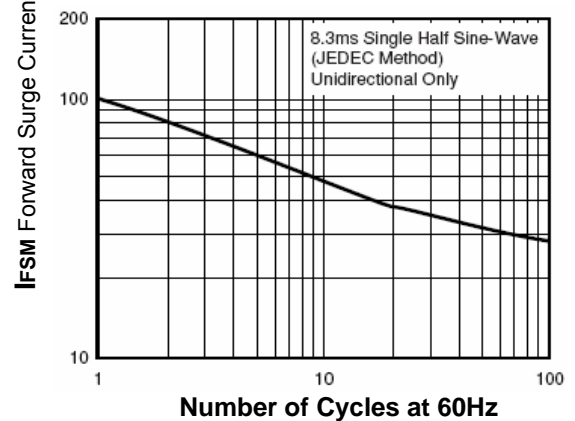


Fig.6- Capacitance for Uni-direction

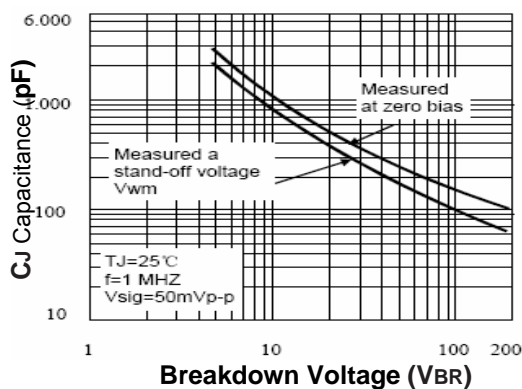
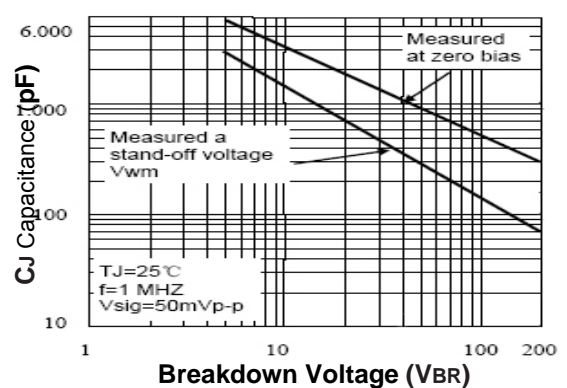


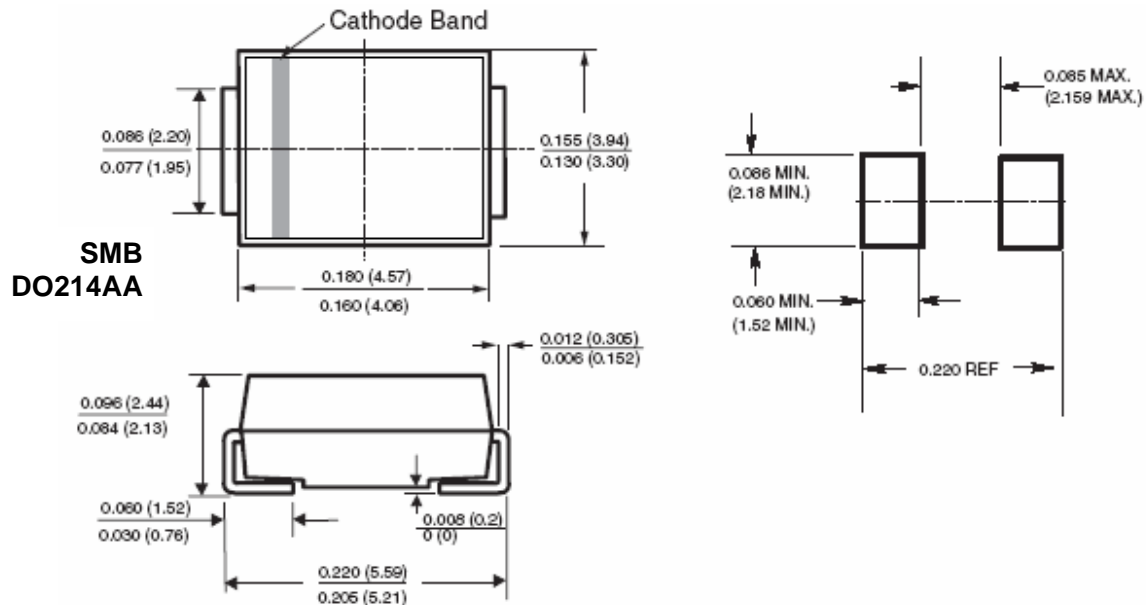
Fig.6- Capacitance for Bi-direction



600W Surface Mount Transient Voltage Suppressor

SMBJ5.0A~170CA

Dimensions in inches (mm)



How to contact us:

US HEADQUARTERS

28040 WEST HARRISON PARKWAY, VALENCIA, CA 91355-4162

Tel: (800) TAITRON (800) 247-2232 (661) 257-6060

Fax: (800) TAITFAX (800) 824-8329 (661) 257-6415

Email: taitron@taitroncomponents.com

Http://www.taitroncomponents.com

TAITRON COMPONENTS MEXICO, S.A .DE C.V.

BOULEVARD CENTRAL 5000 INTERIOR 5 PARQUE INDUSTRIAL ATITALAQUIA, HIDALGO C.P.

42970 MEXICO

Tel: +52-55-5560-1519

Fax: +52-55-5560-2190

TAITRON COMPONETS INCORPORATED E REPRESENTAÇÕES DO BRASIL LTDA

RUA DOMINGOS DE MORAIS, 2777, 2.ANDAR, SALA 24 SAÚDE - SÃO PAULO-SP 04035-001 BRAZIL

Tel: +55-11-5574-7949

Fax: +55-11-5572-0052

TAITRON COMPONETS INCORPORATED, SHANGHAI REPRESENTATIVE OFFICE

CROSS REGION PLAZA, 899 LINGLING ROAD, SUITE 18C, SHANGHAI, 200030, CHINA

Tel: +86-21-5424-9942

Fax: +86-21-5424-9931