

O/E/N 22 MICRO SWITCH

- 1 Form Z Configuration
- High Switching Reliability
- Suitable for Low Level & Power Level Switching
- Gold Plating Optional

SPECIFICATIONS

Contact Arrangement : 1 Form Z
(SPDT-DB 2 Circuit)

Contact Rating

With 200 ± 20gms

Operating force : 7 Amps (res)
At 28 VDC

1.5 Amps (res)
at 230 VAC

With 325 ± 32gms

Operating force : 10 Amps (res)
at 28 VDC

2 Amps (res)
230 VAC

Maximum Switching Voltage : 220 VDC

Contact Resistance : 100 milli Ohms (Max)

Life Expectancy

Mechanical : 1 x 10⁶ operations

Electrical : 1 x 10⁵ operations at
Rated Load

Dielectric Strength : 150 Vrms.

Insulation Resistance : 100 Meg. Ohms

Ambient Temperature: -25⁰ C to +55⁰ C

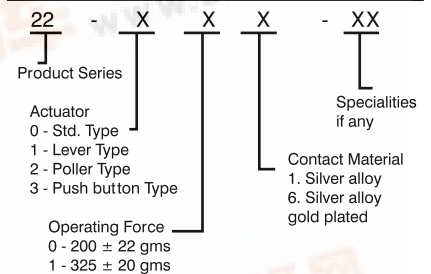
Pre Travel : ≥ 1.1 mm

All dimensions are in mm. Specifications subject to change without notice. Tolerance unless otherwise specified is ± 10%

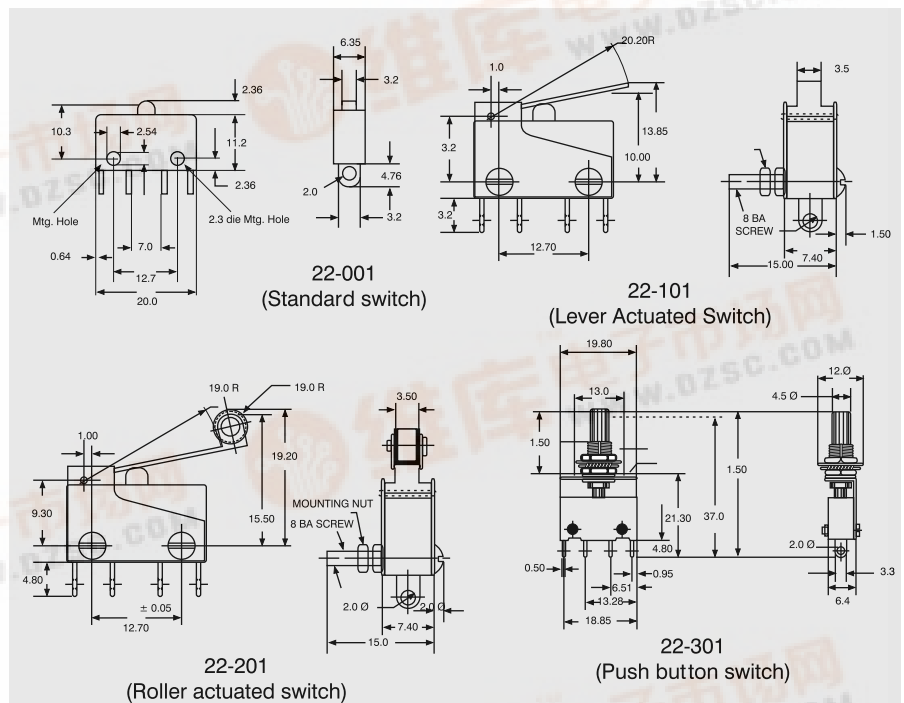
MATERIALS

Plunger : Moulded Thermoplastic
Housing : Moulded Phenolic
Terminals : Brass Silver Plated
Contacts : 1. Silver Alloy
2. Silver Alloy
Gold Plated (Optional)

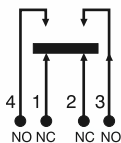
HOW TO ORDER



DIMENSIONS




CIRCUIT DIAGRAMS




All dimensions are in mm. Specifications subject to change without notice.

Lever Actuator



Roller Actuator



Push button Actuator

