

2008/07/21 2008/07/21

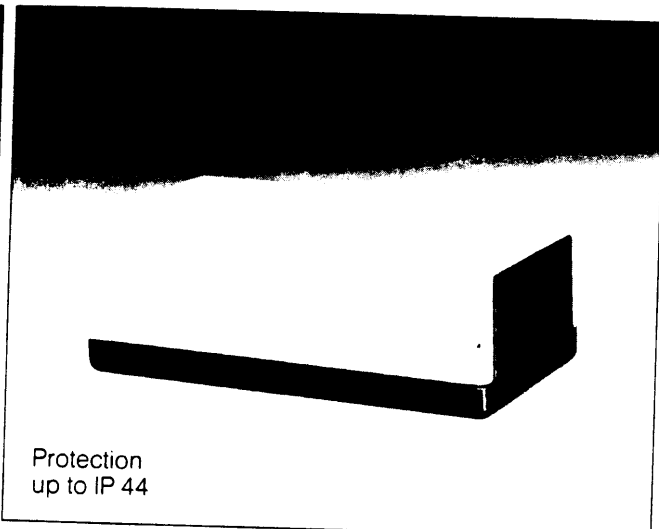
查询 3410000 供应商

Plastic enclosures

BOPLA
ENCLOSURE

Light grey/anthracite

Technical data



Protection up to IP 44

Applications:
Installations of small instruments and devices, PCBs and many other electronic components.
element enclosures are manufactured in-house like all other enclosures.
element enclosures have the special advantage that components can be installed quickly and conveniently through the lower section which is open at the sides. The lower section (dark) is screwed together with the lid (light grey or transparent). The necessary sealing is achieved by means of the groove guide in the lid and the snap-in lower section (dustproof IP 44).

For fastening the components, threaded inserts are pressed into the lower section, at no extra charge.
element enclosures can be mounted on the wall or on equipment by means of pre-marked cutouts.

Choose from the following available enclosures:

Model	External dimensions in mm (LxWxH)		
E 406	65	50	30
E 408	65	50	45
E 410	100	50	25
E 420	100	50	40
E 430	120	65	40
E 430 A**	120	65	40
E 434	188	110	40*
E 435	120	65	65
E 440	150	80	55
E 440 VL***	150	80	55
E 445	150	80	80
E 450	188	110	70*
E 460	188	110	100*
E 470	188	110	120*

*suitable for Eurocards

E 430 A** with aluminium panel in upper section

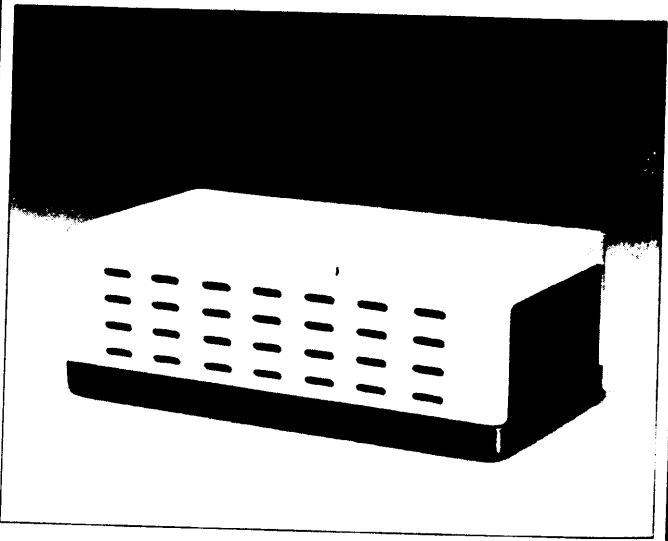
E 440 VL*** with vertical moulded-in ventilation slots

Enclosure material:
Impact-resistant polystyrene, lid light grey, lower section dark grey, heat-resistant up to 65 °C.
Material properties see page 18.
Assembly:
From underneath as a table-top or from above with extra screws as a wall-mounting enclosure.

Accessories at extra charge:

- M = SRBP (laminated paper) mounting plate
- DO = lid fastening from above
- DOB = lid fastening from above, lid drilled
- WA = wall-mounting by hanging (see drawing)
- WL = wall-mounting with metal brackets
- H = handle for models from E 440 (fixing holes pre-stamped, otherwise not assembled)
- F = rubber feet enclosed
- S = snap-closing by means of plastic pinth (patent applied for) without screw-closing of lid.

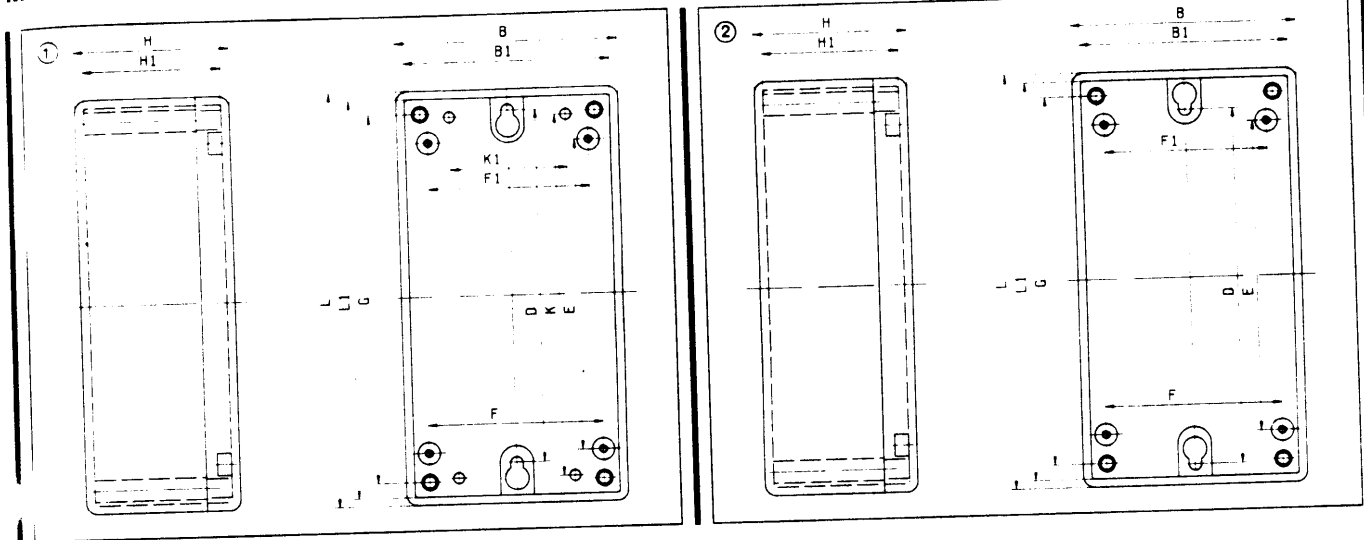
All enclosure available drilled, punched and printed and, in quantities in excess of 500, in different colours.



Enclosures E 430 to E 460 can also be supplied with punched ventilation slots upon request.
E 440 also available with moulded-in ventilation slots.

Plastic enclosures

Model element



Order code

Model	Stock code	Ext. dim. (LxWxH)			Weight
E 406	05406000	65	50	30 mm	45 g
E 408	05408000	65	50	45 mm	55 g
E 410	05410000	100	50	25 mm	55 g
E 420	05420000	100	50	40 mm	70 g
E 430	05430000	120	65	40 mm	100 g
E 434*	05434000	188	110	40 mm	200 g
E 435	05435000	120	65	65 mm	135 g
E 440	05440000	150	80	55 mm	180 g
E 440 VL	05440200	150	80	55 mm	180 g
E 445	05445000	150	80	80 mm	200 g
E 450	05450000	188	110	70 mm	270 g
E 460	05460000	188	110	100 mm	320 g
E 470	05470000	188	110	120 mm	350 g

Model	Internal dimensions (mm)												
	L	L1	W	W1	H	H1	E	F	F1	G	K	K1	D
E 406 ①	65	59	50	44	30	24	32	35	35	48	-	-	-
E 408 ①	65	59	50	44	45	39	32	35	35	48	-	-	77.5
E 410 ①	100	94	50	44	25	19	66	33	28	83	-	-	77.5
E 420 ①	100	94	50	44	40	34	66	33	28	83	-	-	97.5
E 430 ②	120	114	65	59	40	34	86	48	43	103	-	-	162.5
E 434 ①*	188	182	110	104	40	34	151.5	90	85	168	168.5	72	162.5
E 435 ②	120	114	65	59	65	59	86	48	43	103	-	-	97.5
E 440 ①	150	144	80	74	55	49	116	63	58	133	-	-	127.5
E 440 VL ①	150	144	80	74	55	49	116	63	58	133	-	-	127.5
E 445 ①	150	144	80	74	80	74	116	63	58	133	-	-	127.5
E 450 ①	188	182	110	104	70	64	151.5	90	85	168	168.5	72	164.4
E 460 ①	188	182	110	104	100	94	151.5	90	85	168	168.5	72	164.4
E 470 ①	188	182	110	104	120	114	151.5	90	85	168	168.5	72	164.4

① see drawing 1
② see drawing 2
*with snap-closing

All enclosures available drilled, punched and printed and in quantities in excess of 500, in different colours.