

**C/A-284CX-14 FOUR DIGITS DISPLAY**


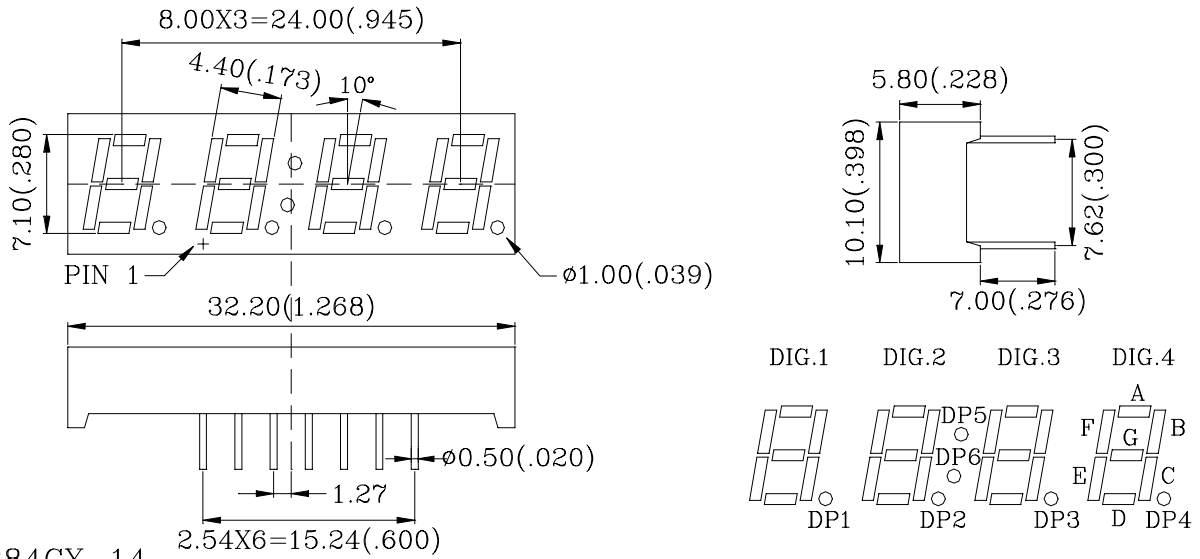
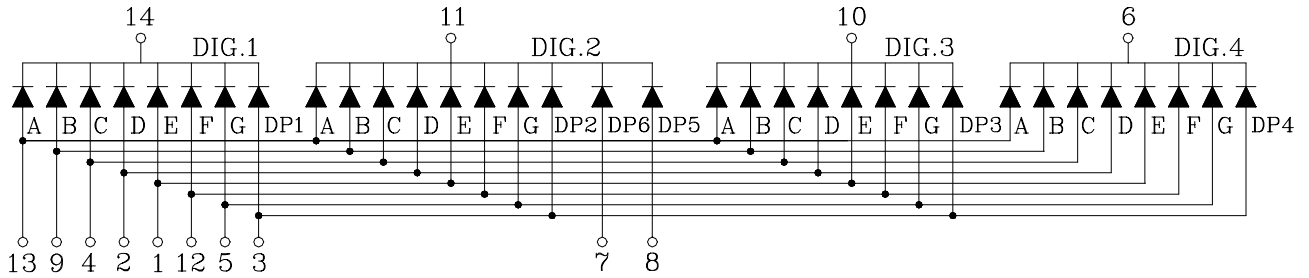
Shape	Part No.		Chip		Wave Length $\lambda_p$ (nm)	Electro-Optical Characteristics			Fig. No.
	Common Cathode	Common Anode	Raw Material	Emitted Color		Vf(V)20mA		Iv(ucd)10mA	
						Typ.	Max.	Typ.	
	C-284CH-14	A-284CH-14	GaP	Red	700	2.1	2.8	550	D47
	C-284CE-14	A-284CE-14	GaAsP/GaP	Hi.effi Red	635	2.0	2.8	1800	
	C-284CG-14	A-284CG-14	GaP	Green	565	2.1	2.8	1600	
	C-284CY-14	A-284CY-14	GaAsP/GaP	Yellow	585	2.1	2.8	1500	
	C-284CSR-14	A-284CSR-14	GaAlAs	Super Red	660	1.8	2.4	5000	

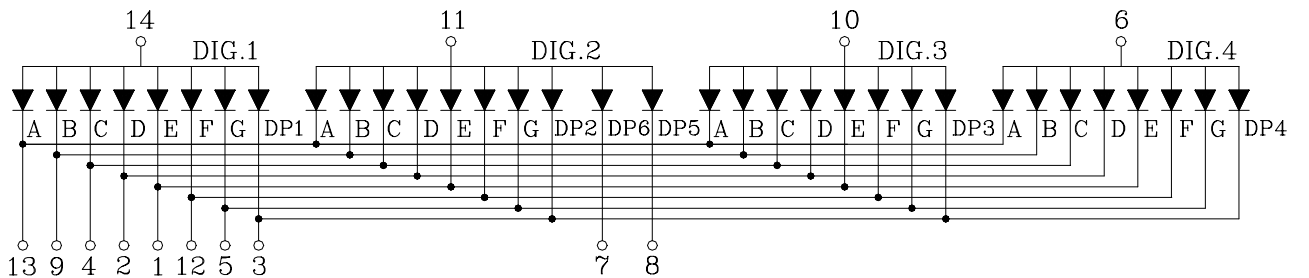
Fig.D47



C-284CX-14



A-284CX-14



1.All dimension are in millimeters (inches).  
 2.Tolerance is  $\pm 0.25$  mm (0.01") unless otherwise specified.