查询"SEMIX252GB176HDS_07"供应商

SEMiX® 2s

Trench IGBT Modules

SEMiX 252GB176HDs

Preliminary Data

Features

- Homogeneous Si
- Trench = Trenchgate technology
- $V_{CE(sat)}$ with positive temperature coefficient
- High short circuit capability

Typical Applications

- AC inverter drives
- UPS
- Electronic welders

Remarks

- short circuit capability is tested @ V_{CC}=1000V (all other static parameters are tested @ V_{CC}=1200V)

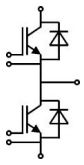

GB

Absolute Maximum Ratings			T_{case} = 25°C, unless otherwise specified	
Symbol	**Conditions**		**Values**	**Units**
IGBT				
V_{CES}	T_j = 25 °C		1700	V
I_C	T_j = 150 °C	T_c = 25 °C	245	A
		T_c = 80 °C	175	A
I_{CRM}	I_{CRM}=2xI_{Cnom}		300	A
V_{GES}			± 20	V
t_{psc}	V_{CC} = 1200 V; V_{GE} ≤ 20 V; V_{CES} < 1700 V	T_j = 125 °C	10	µs
Inverse Diode				
I_F	T_j = 150 °C	T_c = 25 °C	290	A
		T_c = 80 °C	195	A
I_{FRM}	I_{FRM}=2xI_{Fnom}		300	A
I_{FSM}	t_p = 10 ms; sin.	T_j = 25 °C	1200	A
Module				
$I_{t(RMS)}$			600	A
T_{vj}			- 40 ... + 150	°C
T_{stg}			- 40 ... + 125	°C
V_{isol}	AC, 1 min.		4000	V

Characteristics					T_{case} = 25°C, unless otherwise specified	
Symbol	**Conditions**		**min.**	**typ.**	**max.**	**Units**
IGBT						
$V_{GE(th)}$	V_{GE} = V_{CE}, I_C = 6 mA		5,2	5,8	6,4	V
I_{CES}	V_{GE} = 0 V, V_{CE} = V_{CES}	T_j = 25 °C			0,45	mA
		T_j = 125 °C				mA
V_{CE0}		T_j = 25 °C		1	1,2	V
		T_j = 125 °C		0,9	1,1	V
r_{CE}	V_{GE} = 15 V	T_j = 25°C		6,7	8,3	mΩ
		T_j = 125°C		10,3	12	mΩ
$V_{CE(sat)}$	I_{Cnom} = 150 A, V_{GE} = 15 V	T_j = 25°$C_{chiplev.}$		2	2,45	V
		T_j = 125°$C_{chiplev.}$		2,45	2,9	V
C_{ies}	V_{CE} = 25, V_{GE} = 0 V	f = 1 MHz		13,3		nF
C_{oes}				0,55		nF
C_{res}				0,44		nF
Q_G	V_{GE} = -8 V ... +15 V			1400		nC
$t_{d(on)}$	R_{Gon} = 9 Ω	V_{CC} = 1200V, I_{Cnom}= 150A, T_j = 125 °C		265		ns
t_r				55		ns
E_{on}				90		mJ
$t_{d(off)}$	R_{Goff} = 9 Ω			875		ns
t_f				125		ns
E_{off}				55		mJ
$R_{th(j-c)}$	per IGBT				0,12	K/W

 © by SEMIKRON

查询"SEMIX252GB176HDS_07"供应商

SEMiX® 2s

Trench IGBT Modules

SEMiX 252GB176HDs

Preliminary Data

Features

- Homogeneous Si
- Trench = Trenchgate technology
- $V_{CE(sat)}$ with positive temperature coefficient
- High short circuit capability

Typical Applications

- AC inverter drives
- UPS
- Electronic welders

Remarks

- short circuit capability is tested @ V_{CC}=1000V (all other static parameters are tested @ V_{CC}=1200V)

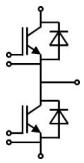

GB

Characteristics

Symbol	Conditions		min.	typ.	max.	Units
Inverse Diode						
$V_F = V_{EC}$	I_{Fnom} = 150 A; V_{GE} = 0 V	T_j = 25 °C$_{chiplev.}$		1,55	1,75	V
		T_j = 125 °C$_{chiplev.}$		1,5	1,7	V
V_{F0}		T_j = 25 °C		1,1	1,3	V
		T_j = 125 °C		0,9	1,1	V
r_F		T_j = 25 °C		3		mΩ
		T_j = 125 °C		4		mΩ
I_{RRM}	I_{Fnom} = 150 A	T_j = 125 °C		205		A
Q_{rr}	di/dt = 3300 A/µs			55		µC
E_{rr}	V_{GE} = -15 V; V_{CC} = 1200 V			32		mJ
$R_{th(j-c)D}$	per diode				0,19	K/W
Module						
L_{CE}				18		nH
$R_{CC'+EE'}$	res., terminal-chip	T_{case}= 25 °C		0,7		mΩ
		T_{case}= 125 °C		1		mΩ
$R_{th(c-s)}$	per module			0,045		K/W
M_s	to heat sink M5		3		5	Nm
M_t	to terminals M6		2,5		5	Nm
w					250	g
Temperature sensor						
R_{100}	T_c=100°C (R_{25}=5 kΩ)			0,493±5%		kΩ
$B_{100/125}$	$R(T)=R_{100}\exp[B_{100/125}(1/T-1/T_{100})]$; T[K]; B			3550±2%		K

This is an electrostatic discharge sensitive device (ESDS), international standard IEC 60747-1, Chapter IX.

This technical information specifies semiconductor devices but promises no characteristics. No warranty or guarantee expressed or implied is made regarding delivery, performance or suitability.

 © by SEMIKRON

查询"SEMIX252GB176HDS_07"供应商

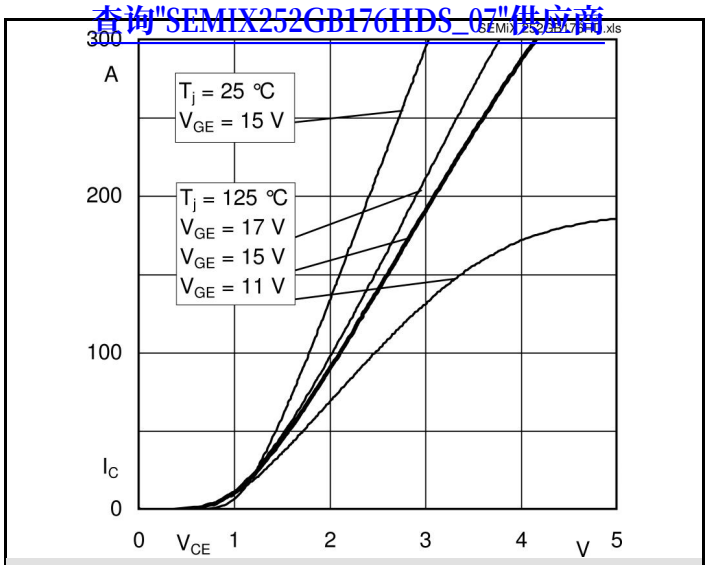

Fig. 1 Typ. output characteristic, inclusive $R_{CC'+EE'}$

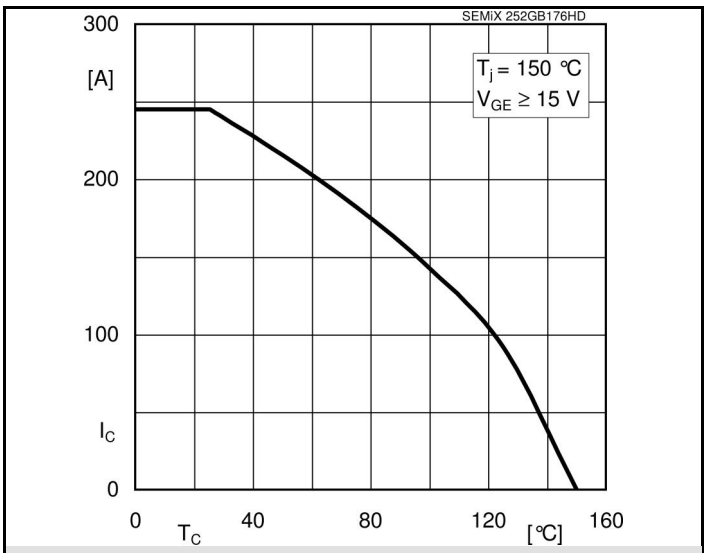

Fig. 2 Rated current vs. temperature $I_C = f(T_C)$

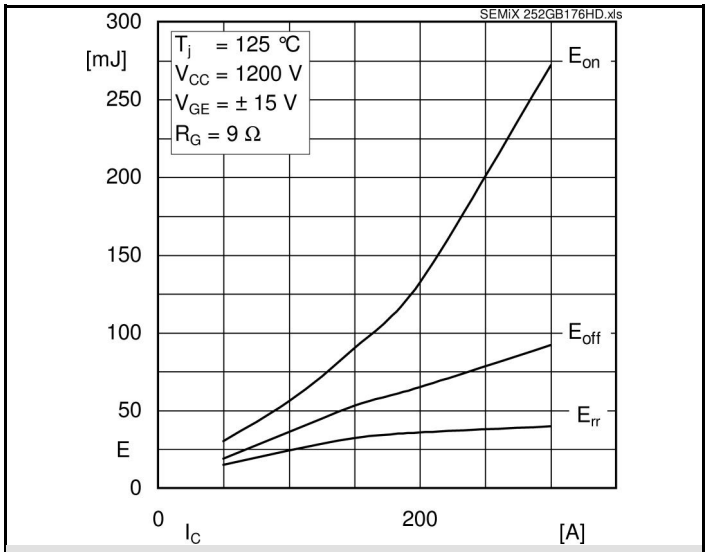

Fig. 3 Typ. turn-on /-off energy = f (I_C)

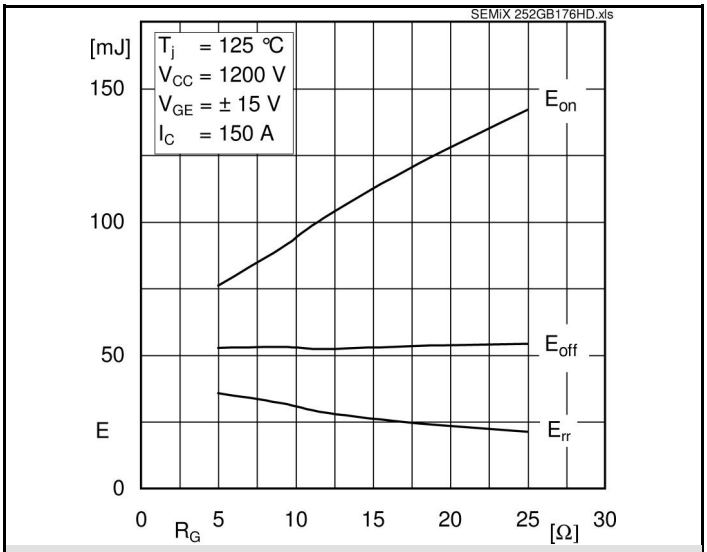

Fig. 4 Typ. turn-on /-off energy = f (R_G)

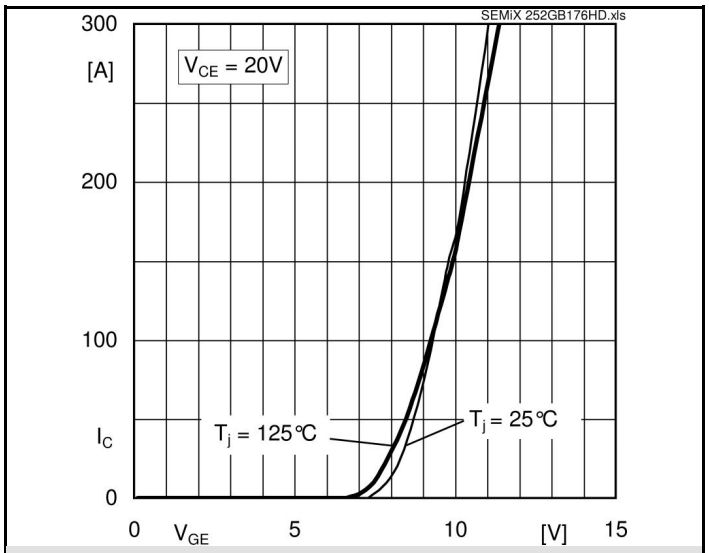

Fig. 5 Typ. transfer characteristic

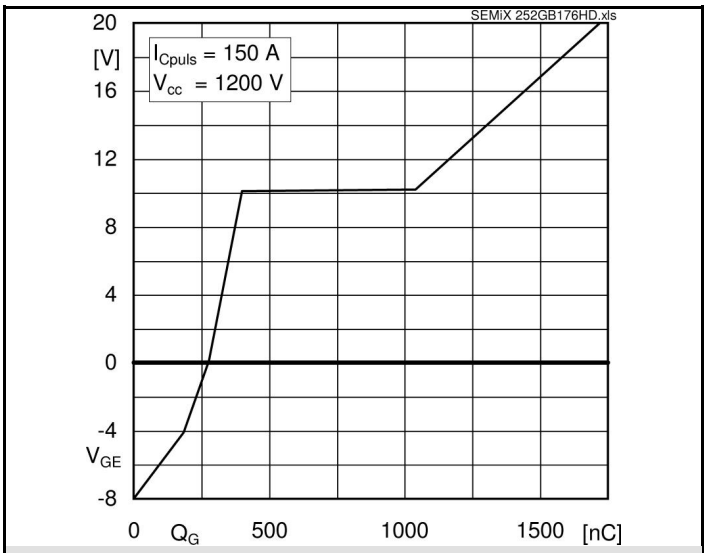

Fig. 6 Typ. gate charge characteristic

 © by SEMIKRON

查询"SEMIX252GB176HDS_07"供应商

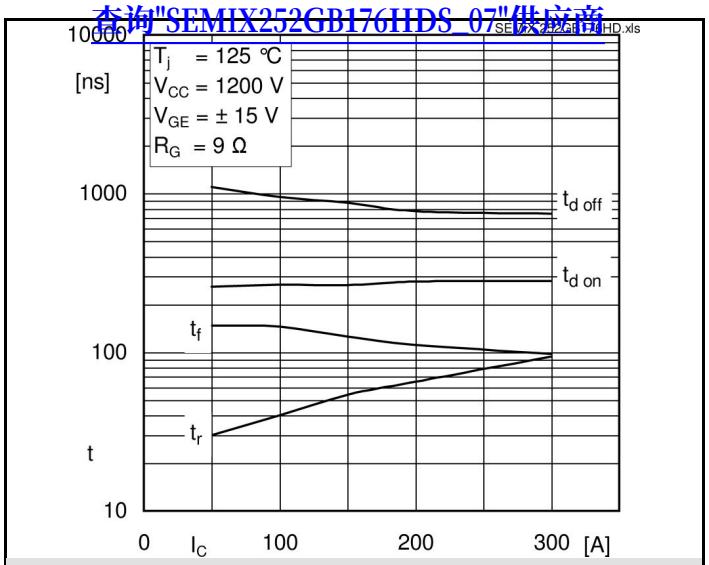

Fig. 7 Typ. switching times vs. I_C

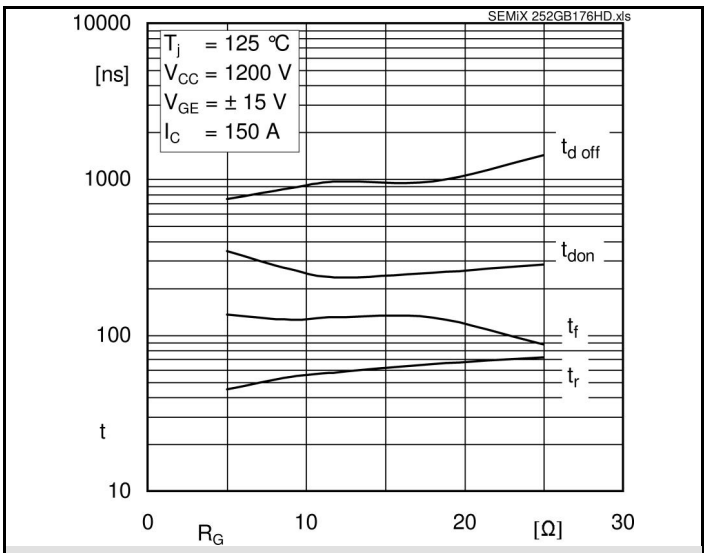

Fig. 8 Typ. switching times vs. gate resistor R_G

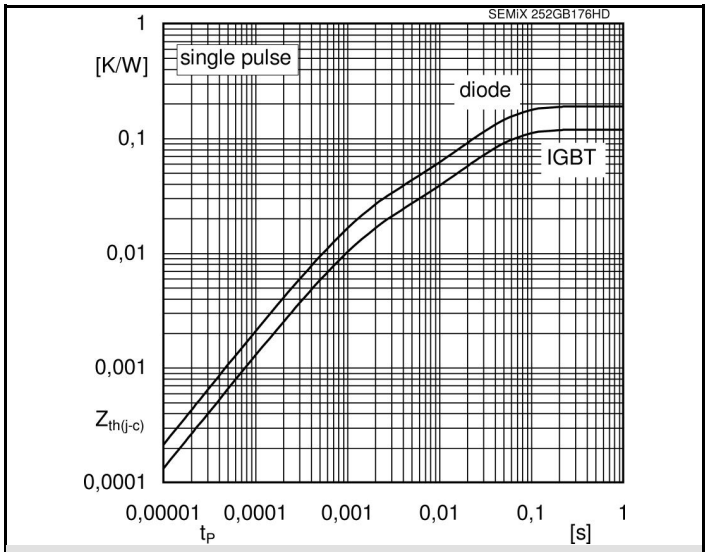

Fig. 9 Typ. transient thermal impedance

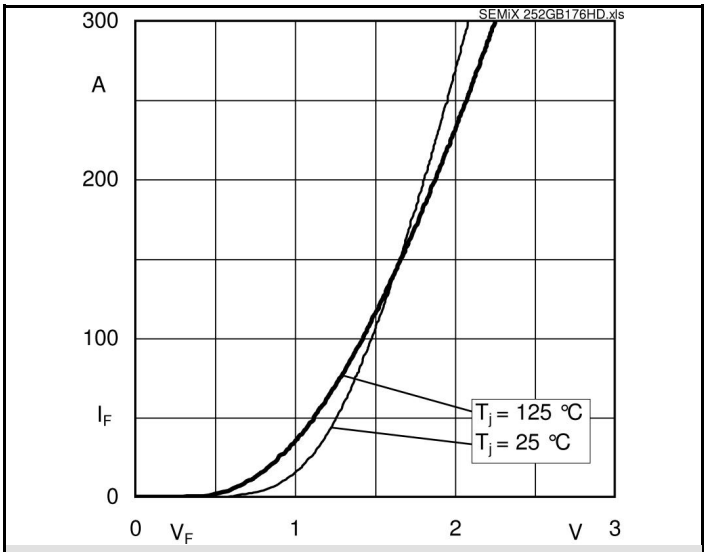

Fig. 10 Typ. CAL diode forward charact., incl. $R_{CC'+EE'}$

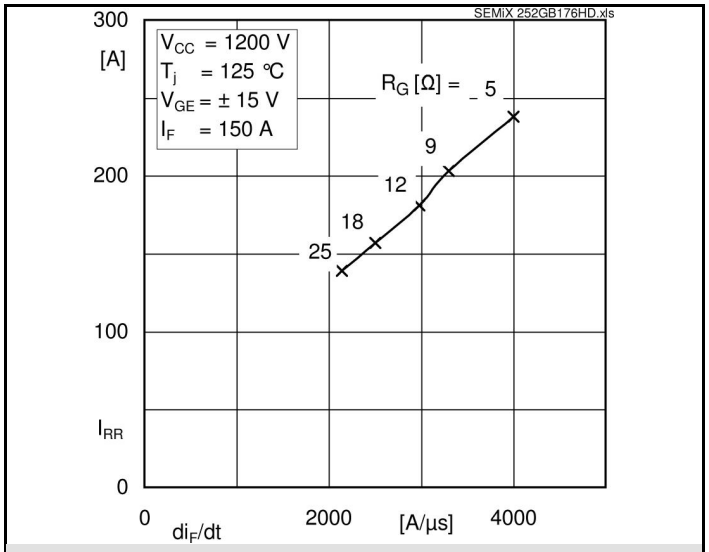

Fig. 11 Typ. CAL diode peak reverse recovery current

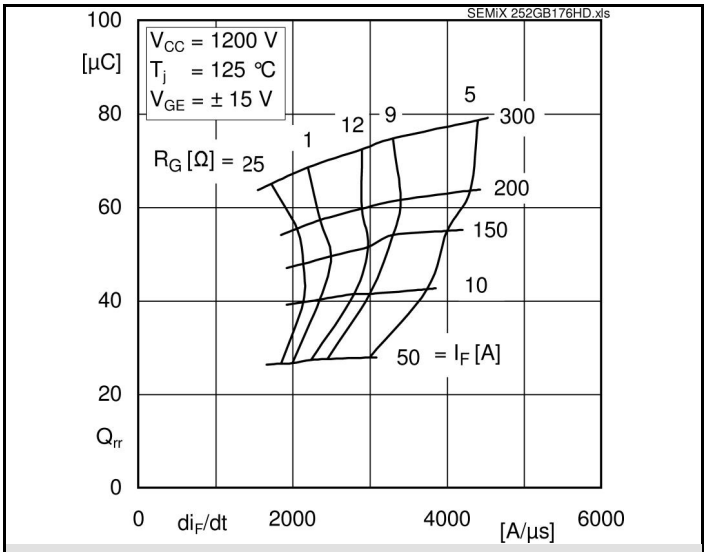

Fig. 12 Typ. CAL diode recovery charge

 © by SEMIKRON

查询"SEMIX252GB176HDS_07"供应商

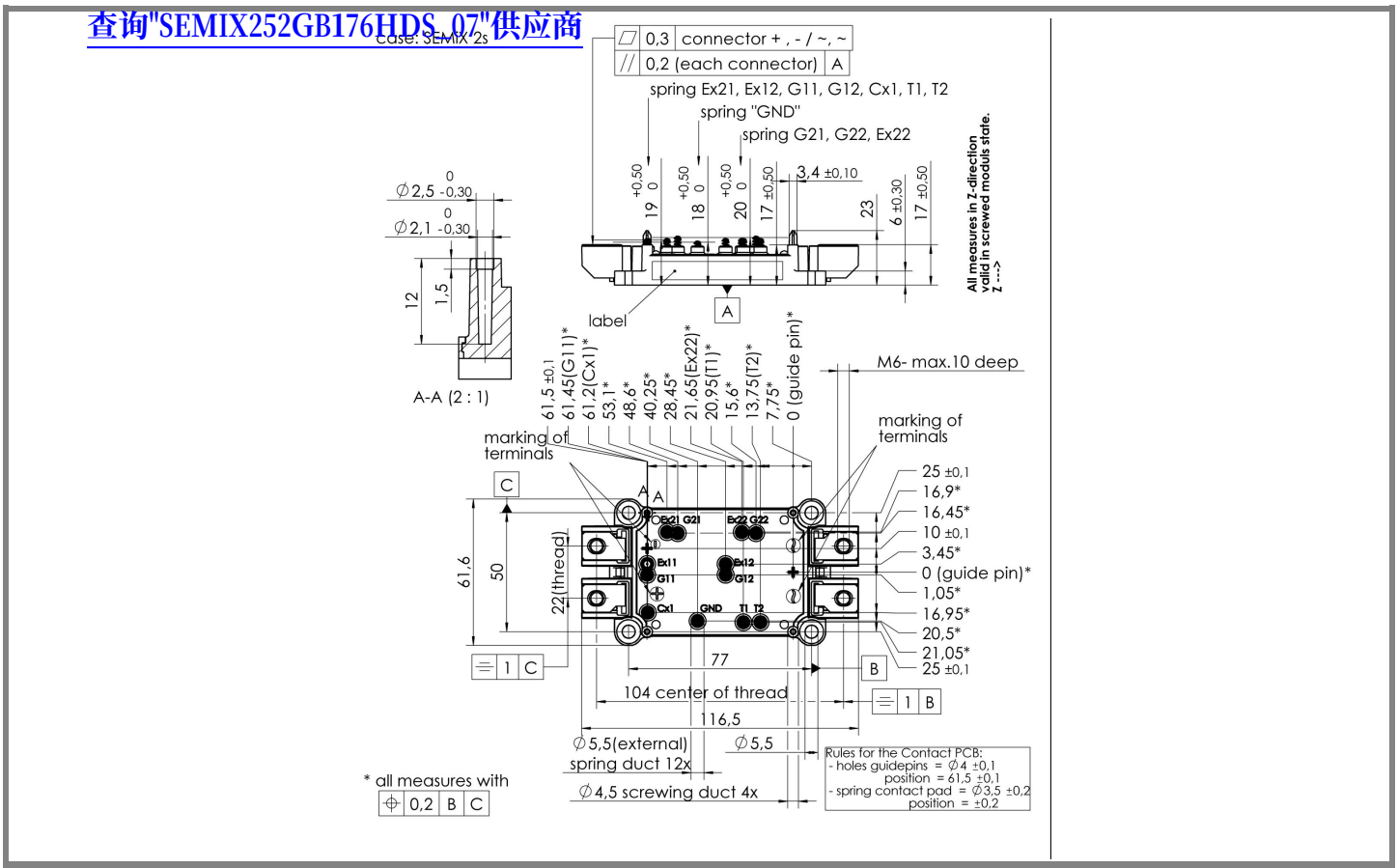

Case SEMiX 2s

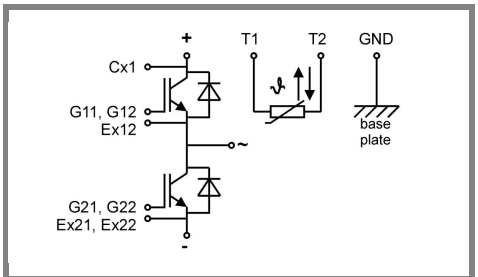

Pinout GB

 © by SEMIKRON