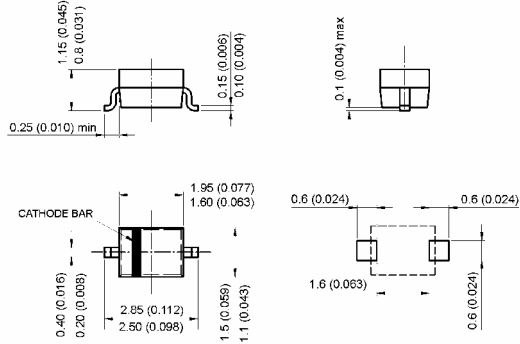




# BZT52C2V4S - BZT52C39S

## 0.2W Plastic-Encapsulate Zener Diode

### SOD-323



### Features

- ✧ Planar die construction
- ✧ Ultra-small surface mount package
- ✧ Ideally suited for automated assembly processes

### Mechanical Data

- ✧ Case: SOD-323, Plastic
- ✧ Case material: molded plastic. UL Flammability classification rating 94V-0
- ✧ Moisture sensitivity: level 1 per J-STD-020C
- ✧ Terminals: Solderable per MIIL-STD-202, Method 208
- ✧ Lead free plating
- ✧ Polarity: Cathode band
- ✧ Marking: See sheet 2
- ✧ Weight: 0.004 grams (approx.)

Dimensions in inches and (millimeters)

### Maximum Ratings and Electrical Characteristics

Rating at 25 °C ambient temperature unless otherwise specified.

Type Number	Symbol	Value	Units
Forward Voltage @ IF = 10mA	VF	0.9	V
Power Dissipation (Note 1)	Pd	200	mW
Thermal Resistance Junction to Ambient Air (Note 1)	R <sub>θJA</sub>	625	°C/W
Operating and Storage Temperature Range	T <sub>J</sub> , T <sub>STG</sub>	-65 to + 150	°C

- Notes: 1. Valid provided the device terminals are kept at ambient temperature.  
 2. Short duration test pulse used in minimize self-heating effect.  
 3. f = 1KHz.

:

ELECTRICAL CHARACTERISTICS (TA=25°C unless otherwise noted)

Type Number (Note 1)	Marking Code	Zener Voltage Range (Note 2)				Maximum Zener Impedance (Note 3)			Maximum Reverse Current		Typical Temperature Coefficient @ IZT mV / °C	
		Vz @ Izt			Izt	Zzt @ IZT	Zzk @ IZK		IR	VR	Min	Max
		Nom (V)	Min (V)	Max (V)	mA	Ohms	Ohms	mA	uA	V		
BZT52C2V4S	WX	2.4	2.2	2.6	5	100	600	1.0	50	1.0	-3.5	0
BZT52C2V7S	W1	2.7	2.5	2.9	5	100	600	1.0	20	1.0	-3.5	0
BZT52C3V0S	W2	3.0	2.8	3.2	5	95	600	1.0	10	1.0	-3.5	0
BZT52C3V3S	W3	3.3	3.1	3.5	5	95	600	1.0	5.0	1.0	-3.5	0
BZT52C3V6S	W4	3.6	3.4	3.8	5	90	600	1.0	5.0	1.0	-3.5	0
BZT52C3V9S	W5	3.9	3.7	4.1	5	90	600	1.0	3.0	1.0	-3.5	0
BZT52C4V3S	W6	4.3	4.0	4.6	5	90	600	1.0	3.0	1.0	-3.5	0
BZT52C4V7S	W7	4.7	4.4	5.0	5	80	500	1.0	3.0	2.0	-3.5	0.2
BZT52C5V1S	W8	5.1	4.8	5.4	5	60	480	1.0	2.0	2.0	-2.7	1.2
BZT52C5V6S	W9	5.6	5.2	6.0	5	40	400	1.0	1.0	2.0	-2.0	2.5
BZT52C6V2S	WA	6.4	5.8	6.6	5	10	150	1.0	3.0	4.0	0.4	3.7
BZT52C6V8S	WB	6.8	6.4	7.2	5	15	80	1.0	2.0	4.0	1.2	4.5
BZT52C7V5S	WC	7.5	7.0	7.9	5	15	80	1.0	1.0	5.0	2.5	5.3
BZT52C8V2S	WD	8.2	7.7	8.7	5	15	80	1.0	0.7	5.0	3.2	6.2
BZT52C9V1S	WE	9.1	8.5	9.6	5	15	100	1.0	0.5	6.0	3.8	7.0
BZT52C10S	WF	10	9.4	10.6	5	20	150	1.0	0.2	7.0	4.5	8.0
BZT52C11S	WG	11	10.4	11.6	5	20	150	1.0	0.1	8.0	5.4	9.0
BZT52C12S	WH	12	11.4	12.7	5	25	150	1.0	0.1	8.0	6.0	10.0
BZT52C13S	WI	13	12.4	14.1	5	30	170	1.0	0.1	8.0	7.0	11.0
BZT52C15S	WJ	15	13.8	15.6	5	30	200	1.0	0.1	10.5	9.2	13.0
BZT52C16S	WK	16	15.3	17.1	5	40	200	1.0	0.1	11.2	10.4	14.0
BZT52C18S	WL	18	16.8	19.1	5	45	225	1.0	0.1	12.6	12.4	16.0
BZT52C20S	WM	20	18.8	21.2	5	55	225	1.0	0.1	14.0	14.4	18.0
BZT52C22S	WN	22	20.8	23.3	5	55	250	1.0	0.1	15.4	16.4	20.0
BZT52C24S	WO	24	22.8	25.6	5	70	250	1.0	0.1	16.8	18.4	22.0
BZT52C27S	WP	27	25.1	28.9	2	80	300	0.5	0.1	18.9	21.4	25.3
BZT52C30S	WQ	30	28	32	2	80	300	0.5	0.1	21.0	24.4	29.4
BZT52C33S	WR	33	31	35	2	80	325	0.5	0.1	23.1	27.4	33.4
BZT52C36S	WS	36	34	38	2	90	350	0.5	0.1	25.2	30.4	37.4
BZT52C39S	WT	39	37	41	2	130	350	0.5	0.1	27.3	33.4	41.2

- Notes: 1. Valid provided that device terminals are kept at ambient temperature.  
 2. Tested with pulses, 300us pulse width, period = 5ms.  
 3. f = 1KHz.

RATINGS AND CHARACTERISTIC CURVES (BZT52C2V4S THRU BZT52C39S)

FIG.1- POWER DERATING CURVE

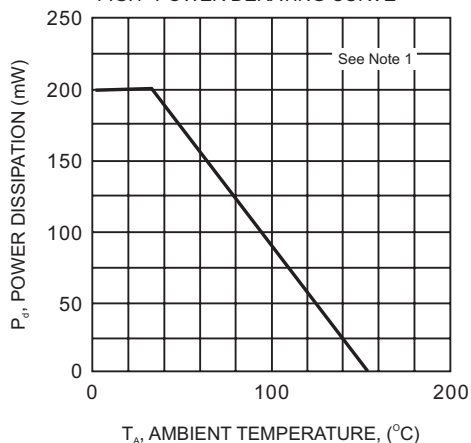


FIG.2- ZENER BREAKDOWN CHARACTERISTICS

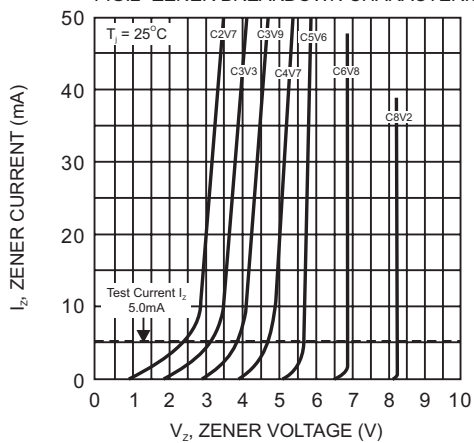


FIG.3- ZENER BREAKDOWN CHARACTERISTICS

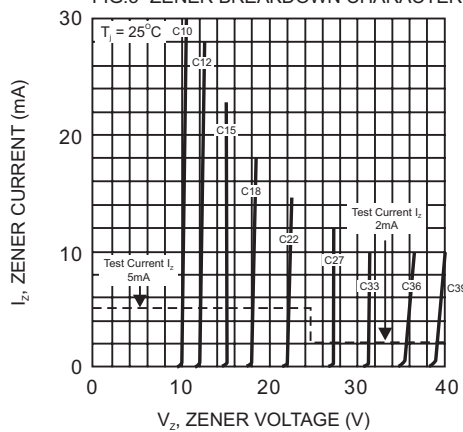


FIG.4- JUNCTION CAPACITANCE VS NOMINAL ZENER VOLTAGE

