

Type: CS55, CS55B

Product Description

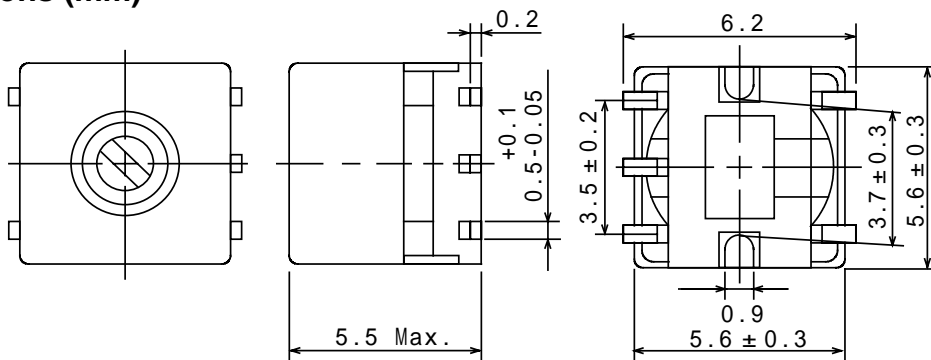
- 6.2 x 5.9mm Max.(L x W), 5.5mm Max. Height.
- Inductance: 0.1 μ H ~5 μ H Max.
- Operating frequency:3 MHz ~150MHz Max.
- In addition to the reference versions of parameters shown here, custom designs are available to meet your exact requirements.



Feature

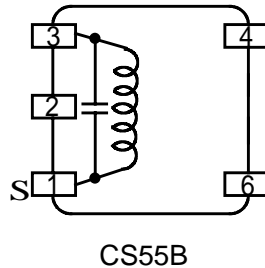
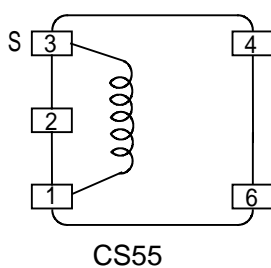
- Variable shielded RF type.
- Built-in chip condenser(2012 SIZE chip for CS55,1608 SIZE chip for CS55B) are available.
- RoHS Compliance

Dimensions (mm)



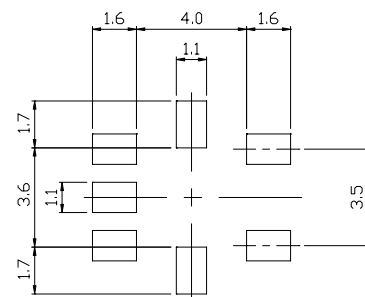
- * Dimension does not include solder used on coil.
- * Pin pitch should be measured at the root of terminal.
- * Dimensions without tolerance are approx.

Connection (Bottom View)



“ S ” is winding start.

Land Patterns(mm)



Type: CS55, CS55B

Specification-1 (CS55 Part Number: 5210-T337)

Item	(1 - 3)	Measuring Condition
Tuning capacity	44.7 pF ± 1 % Within	50MHz
Unloaded Q	25 Min.	50MHz

Specification-2 (CS55B Part Number: S0746399)

Item	(1 - 3)	Measuring Condition
Frequency	27.85MHz ± 5% Within	—————
Unloaded Q	25 Min.	27.85MHz
Tuning Capacity(Int.)	82pF ± 10 %	—————
Ext. stray capacity 0pF between (1-3) at measuring.		