

查询"LP6-PBL1-03-N1"供应商

Cree® SMD LED

Model # LP6-PBL1-03-N1

Data Sheet

120-degree, 6.0 x 5.0 mm, SMT LED in blue color with water-transparent lens

Applications

- Indicators
- Illuminations
- LCD Back Lights
- Automobile Applications

Absolute Maximum Ratings ($T_A = 25^\circ\text{C}$)

| Items | Symbol | Absolute Maximum Rating | Unit |
|--|------------|-------------------------|------|
| Forward Current | I_F | 3 x 50 | mA |
| Peak Forward Current ^{Note 1} | I_{FP} | 3 x 100 | mA |
| Reverse Voltage | V_R | 5 | V |
| Power Dissipation | P_D | 3 x 255 | mW |
| Operation Temperature | T_{opr} | -40 ~ +100 | °C |
| Storage Temperature | T_{stg} | -40 ~ +100 | °C |
| Junction Temperature | T_J | 110 | °C |
| Junction/Ambient ^{Note 2} | R_{THJA} | 3 x 300 | °C/W |
| Junction/Solder Point | R_{THJS} | 3 x 160 | °C/W |

Notes:

1. Pulse width ≤ 0.1 msec, duty $\leq 1/10$.
2. Rth test condition: mounted on PCB FR4 (pad size ≥ 40 mm²)

Typical Electrical & Optical Characteristics ($T_A = 25^\circ\text{C}$)


| Characteristics | Symbol | Condition | Unit | Minimum | Typical | Maximum |
|---------------------|-----------------|------------------------|---------------|---------|---------|---------|
| Forward Voltage | V_F | $I_F = 3 \times 50$ mA | V | | 4.0 | 5.1 |
| Reverse Current | I_R | $V_R = 5$ V | μA | | | 10 |
| Luminous Flux | θ_v | $I_F = 3 \times 50$ mA | mlm | | 2400 | |
| Luminous Intensity | I_v | $I_F = 3 \times 50$ mA | mcd | 560 | 850 | |
| Dominant Wavelength | λ_D | $I_F = 50$ mA | nm | 460 | 470 | 480 |
| 50% Power Angle | $2\theta_{1/2}$ | $I_F = 3 \times 50$ mA | deg | | 120 | |

Standard Bins for LP6-PBL1-03-N1 ($I_F = 3 \times 50 \text{ mA}$)

Lamps are sorted to luminous intensity (I_V) and chromaticity coordinates (x,y) bins shown.

Orders for LP6-PBL1-03-N1 may be filled with any or all bins contained as below.

All luminous intensity (I_V) and chromaticity coordinates (x,y) values shown and specified are at $I_F = 3 \times 50 \text{ mA}$.



Important Notes:

1. All ranks will be included per delivery; rank ratio will be based on the dice distribution.
2. Tolerance of measurement of luminous intensity is $\pm 10\%$.
3. Tolerance of measurement of dominant wavelength is $\pm 1 \text{ nm}$.
4. Tolerance of measurement of V_F is $\pm 0.05 \text{ V}$.
5. Packaging methods are available for selection; please refer to the "Cree LED Lamp Packaging Standard" document.
6. Please refer to the "Cree LED Lamp Reliability Test Standards" document for reliability test conditions.
7. Please refer to the "Cree LED Lamp Soldering & Handling" document for information about how to use this LED product safely.

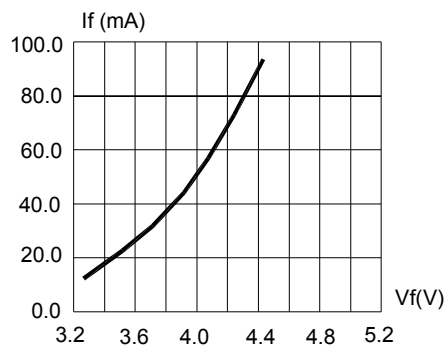


FIG.1 FORWARD CURRENT VS. FORWARD VOLTAGE.

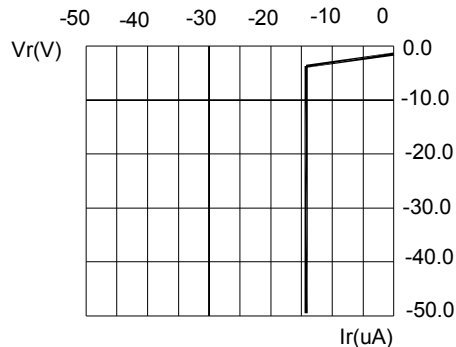


FIG.2 REVERSE CURRENT VS. REVERSE VOLTAGE.

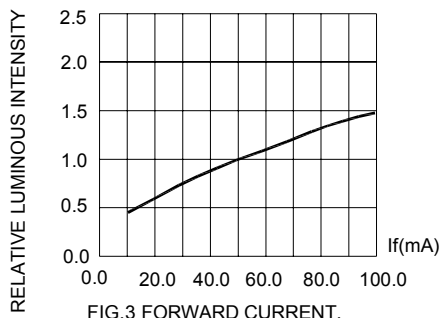


FIG.3 FORWARD CURRENT.

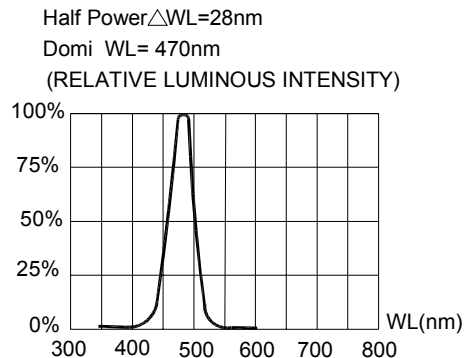


FIG.4 RELATIVE LUMINOUS INTENSITY VS. WAVELENGTH.

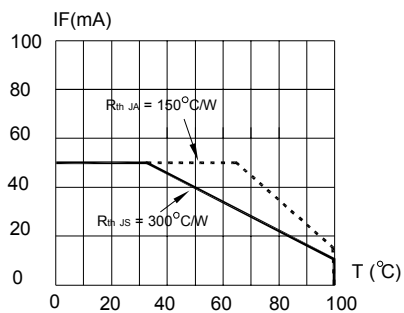


FIG.5 MAXIMUM FORWARD DC CURRENT VS TEMPERATURE. DERATING BASED ON $T_{jmax} = 110^{\circ}C$

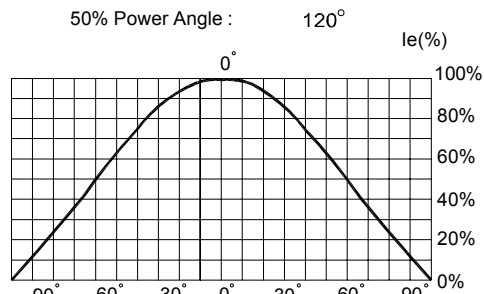
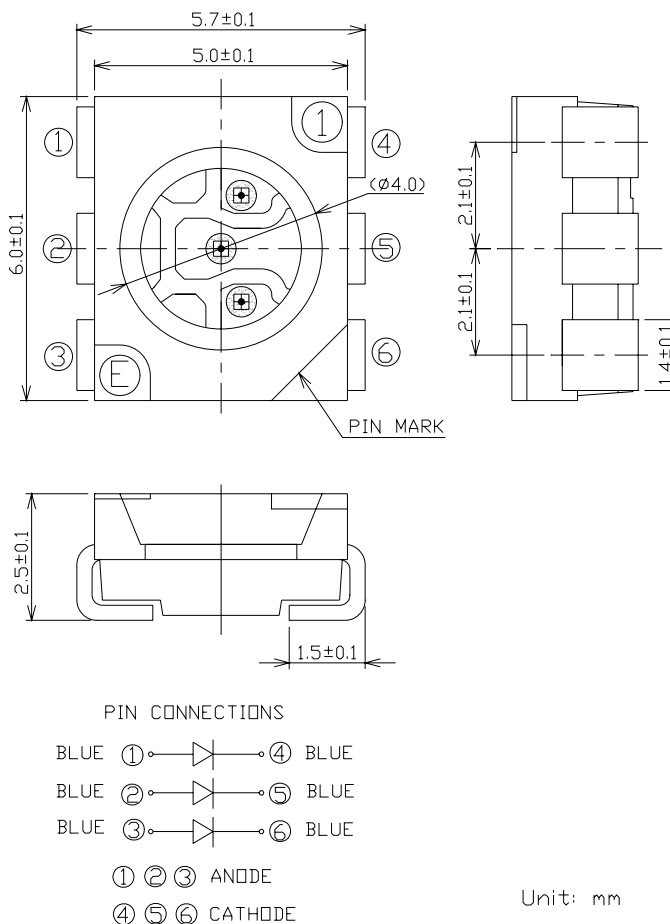


FIG.6 SPATIAL DISTRIBUTION.

Mechanical Dimensions

All dimensions are in mm.



Notes

RoHS Compliance

The levels of environmentally sensitive, persistent biologically toxic (PBT), persistent organic pollutants (POP), or otherwise restricted materials in this product are below the maximum concentration values (also referred to as the threshold limits) permitted for such substances, or are used in an exempted application, in accordance with EU Directive 2002/95/EC on the restriction of the use of certain hazardous substances in electrical and electronic equipment (RoHS), as amended through April 21, 2006.

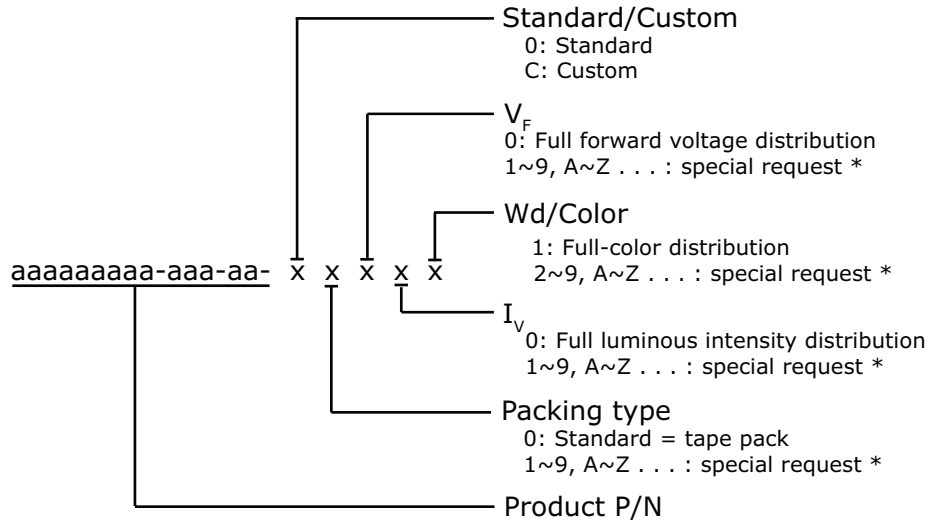
Vision Advisory Claim

Users should be cautioned not to stare at the light of this LED product. The bright light can damage the eye.

Kit Number System

Cree LED lamps are tested and sorted into performance bins. A bin is specified by ranges of color, forward voltage, and brightness. Sorted LEDs are packaged for shipping in various convenient options. Please refer to the "Cree LED Lamp Packaging Standard" document for more information about shipping and packaging options.

Cree LEDs are sold by order codes in combinations of bins called kits. Order codes are configured in the following manner:



* Contact your Cree sales representative for ordering information.

Standard Available Kits*

| Kit Number | Description |
|----------------------|--|
| LP6-PBL1-03-N1-00001 | SMD 120 Blue 470nm, FULL RANK, Tape & Reel |

* Please contact your Cree representative about the availability of non-standard kits.