查询"SKIIP37AC12T4V1"供应商



MiniSKiiP®3

3-phase bridge inverter

SKiiP 37AC12T4V1

Target Data

Features

- Trench 4 IGBT´s
- Robust and soft freewheeling diodes in CAL technology
- Highly reliable spring contacts for electrical connections
- UL recognised file no. E63532

Typical Applications

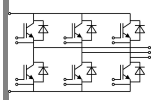

AC

Absolute Maximum Ratings			T_s = 25 °C, unless otherwise specified	
Symbol	**Conditions**		**Values**	**Units**
IGBT				
V_{CES}	T_j = 25 °C		1200	V
I_C	T_j = 175 °C	T_c = 25 °C	98	A
		T_c = 70 °C	78	A
I_{CRM}	I_{CRM} = 3xI_{Cnom}		225	A
V_{GES}			±20	V
t_{psc}	V_{CC} = 600 V; $V_{GE} \leq$ 20 V; VCES < 1200 V	T_j = 150 °C	10	µs
Inverse Diode				
I_F	T_j = 175 °C	T_c = 25 °C	82	A
		T_c = 70 °C	65	A
I_{FRM}	I_{CRM} = 3xI_{Cnom}		225	A
I_{FSM}	t_p = 10 ms; sin	T_j = 150 °C	425	A
Module				
$I_{t(RMS)}$			160	A
T_{vj}			-40...+150	°C
T_{stg}			-40...+125	°C
V_{isol}	AC, 1 min.		2500	V

Characteristics			T_s = 25 °C, unless otherwise specified			
Symbol	**Conditions**		**min.**	**typ.**	**max.**	**Units**
IGBT						
$V_{GE(th)}$	V_{GE} = V_{CE}, I_C = mA		5	5,8	6,5	V
I_{CES}	V_{GE} = V, V_{CE} = V_{CES}	T_j = °C				mA
V_{CE0}		T_j = 25 °C		1,1	1,3	V
		T_j = 150 °C		1	1,2	V
r_{CE}	V_{GE} = 15 V	T_j = 25°C		10	10	mΩ
		T_j = 150°C		17	17	mΩ
$V_{CE(sat)}$	I_{Cnom} = 75 A, V_{GE} = 15 V	T_j = 25°$C_{chiplev.}$		1,85	2,05	V
		T_j = 150°$C_{chiplev.}$		2,25	2,45	V
C_{ies}	V_{CE} = , V_{GE} = V	f = MHz				nF
C_{oes}						nF
C_{res}						nF
R_{Gint}	T_j = 25 °C			10		Ω
$t_{d(on)}$	R_{Gon} = 1 Ω	V_{CC} = V				ns
t_r		I_{Cnom}= 75A				ns
E_{on}		T_j = 150 °C		11,5		mJ
$t_{d(off)}$	R_{Goff} = 1 Ω	V_{GE} = ±15V				ns
t_f						ns
E_{off}				7,3		mJ
$R_{th(j-s)}$	per IGBT			0,52		K/W

 © by SEMIKRON

查询"SKIIP37AC12T4V1"供应商



MiniSKiiP®3

3-phase bridge inverter

SKiiP 37AC12T4V1

Target Data

Features

- Trench 4 IGBT´s
- Robust and soft freewheeling diodes in CAL technology
- Highly reliable spring contacts for electrical connections
- UL recognised file no. E63532

Typical Applications

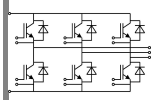

AC

Characteristics						
Symbol	**Conditions**		**min.**	**typ.**	**max.**	**Units**
Inverse Diode						
$V_F = V_{EC}$	I_{Fnom} = 75 A; V_{GE} = 15 V	T_j = 25 °C$_{chiplev.}$		2,2	2,5	V
		T_j = 150 °C$_{chiplev.}$		2,1	2,45	V
V_{F0}		T_j = 25 °C		1,3	1,5	V
		T_j = 150 °C		0,9	1,1	V
r_F		T_j = 25 °C		12	13	mΩ
		T_j = 150 °C		16	18	mΩ
I_{RRM}	I_{Fnom} = 75 A	T_j = 125 °C		74		A
Q_{rr}				13,4		µC
E_{rr}	V_{GE} = ±15V			5,7		mJ
$R_{th(j-s)}$	per diode			0,76		K/W
M_s	to heat sink		2		2,5	Nm
w				95		g
Temperature sensor						
R_{ts}	3%, Tr = 25°C			1000		Ω
R_{ts}	3%, Tr = 100°C			1670		Ω

This is an electrostatic discharge sensitive device (ESDS), international standard IEC 60747-1, Chapter IX.

This technical information specifies semiconductor devices but promises no characteristics. No warranty or guarantee expressed or implied is made regarding delivery, performance or suitability.

 © by SEMIKRON

查询"SKIIP37AC12T4V1"供应商

UL recognized file no. E 63 532

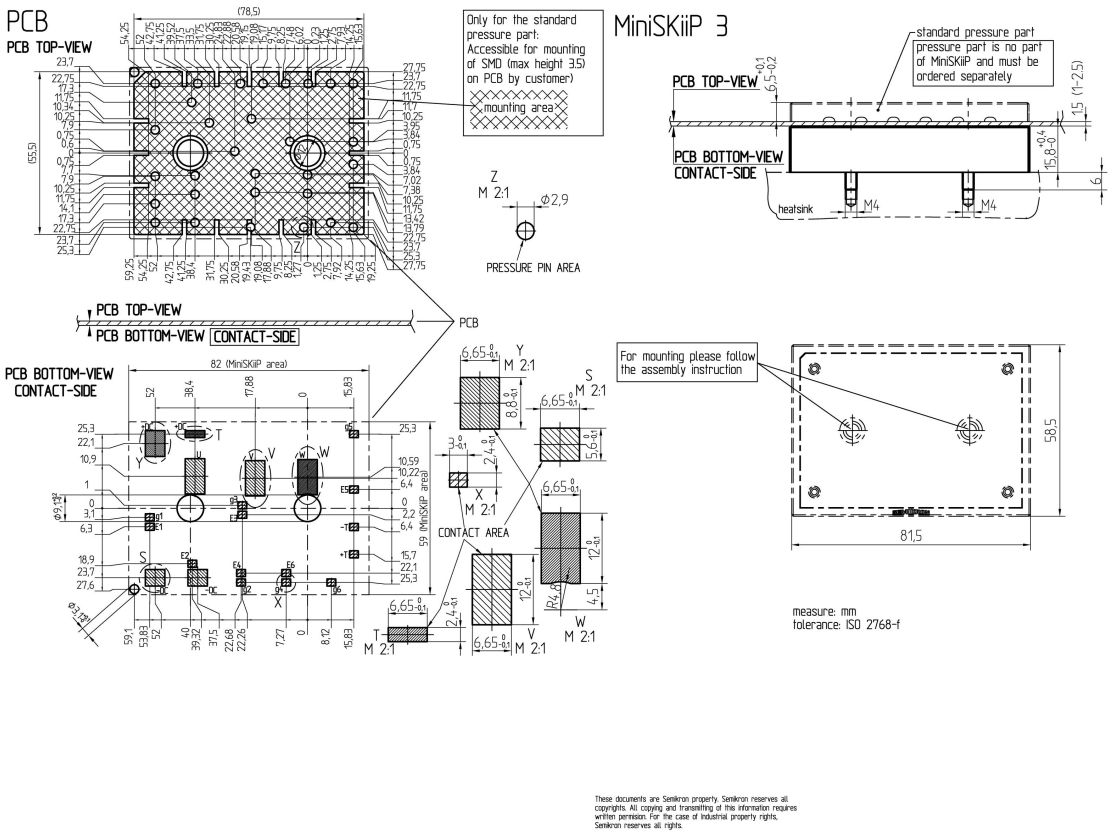

These documents are Semikron property. Semikron reserves all copyrights. All copying and transmitting of this information requires written permission. For the case of industrial property rights, Semikron reserves all rights.

case

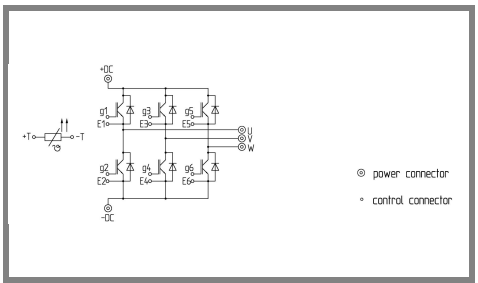

pinout

 © by SEMIKRON