



NEW!

查询 0001.1033 供应商

Chip Inductors – 0603HP Series (1608)

- Higher Q and lower DCR than other 0603 inductors
- Highest SRF values – as high as 16 GHz
- Excellent current handling capability – up to 2100 mA
- 54 inductance values from 1.8 to 390 nH

Core material Ceramic

Terminations RoHS compliant silver-palladium-platinum-glass frit. Other terminations available at additional cost.

Weight 2.0 – 3.2 mg

Ambient temperature –40°C to +125°C with I_{rms} current, +125°C to +140°C with derated current

Storage temperature Component: –40°C to +140°C. Packaging: –40°C to +80°C

Resistance to soldering heat Max three 40 second reflows at +260°C, parts cooled to room temperature between cycles

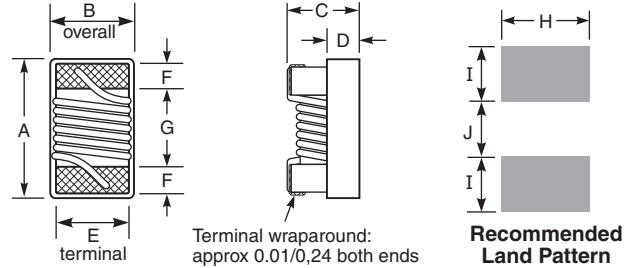
Temperature Coefficient of Inductance (TCL) +25 to +125 ppm/°C

Moisture Sensitivity Level (MSL) 1 (unlimited floor life at <30°C / 85% relative humidity)

Failures in Time (FIT) / Mean Time Between Failures (MTBF) One per billion hours / one billion hours, calculated per Telcordia SR-332

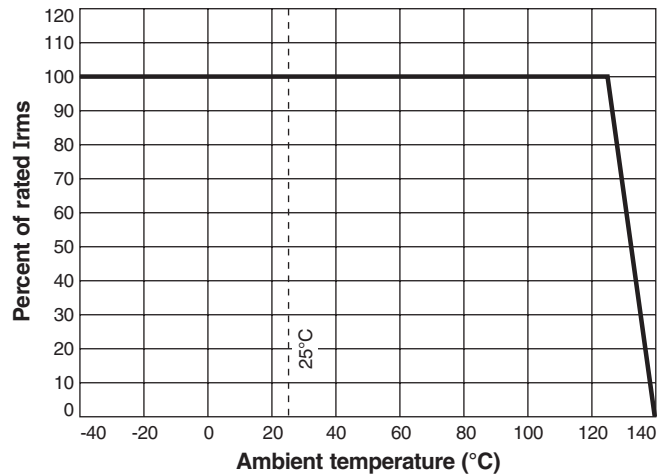
Packaging 2000 per 7" reel. Paper tape: 8 mm wide, 1 mm thick, 4 mm pocket spacing

PCB washing Only pure water or alcohol recommended

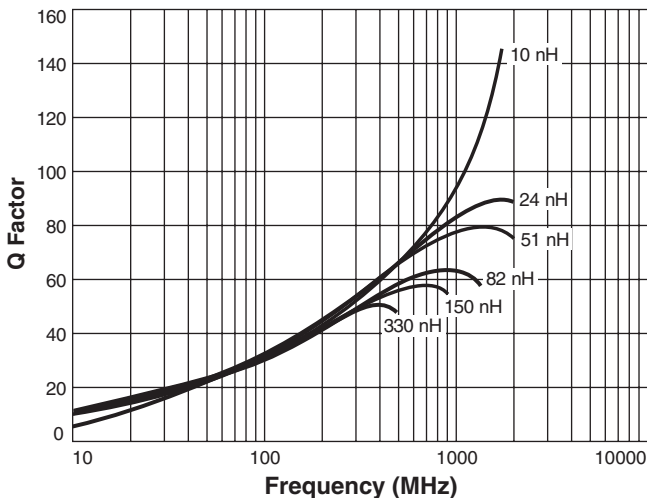


A	B	C	D	E	F	G	H	I	J
max	min-max	max							
0.069	0.034-0.043	0.034	0.015	0.029	0.013	0.038	0.040	0.027	0.028
1,75	0,86-1,09	0,86	0,38	0,74	0,33	0,96	1,02	0,69	0,71

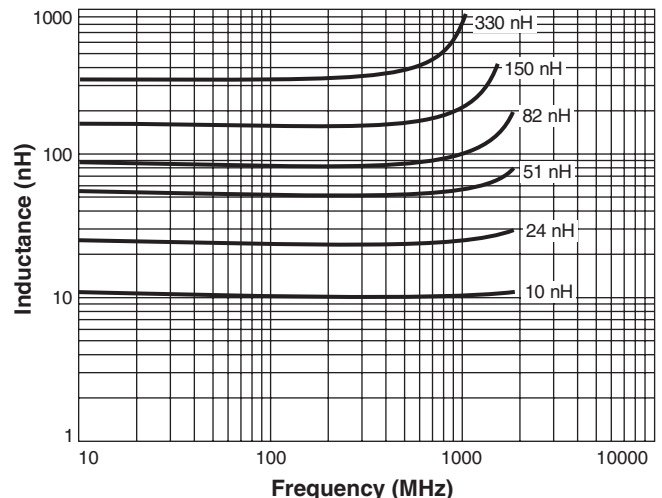
Current Derating



Typical Q vs Frequency



Typical L vs Frequency



Coilcraft[®]

Specifications subject to change without notice. Please check our website for latest information.

Document 537-1 Revised 05/18/09

1102 Silver Lake Road Cary, Illinois 60013 Phone 847/639-6400 Fax 847/639-1469

E-mail info@coilcraft.com Web <http://www.coilcraft.com>



NEW!

查询"0001.1033"供应商

0603HP Series (1608)

Designer's Kits C406A and B contain 10 each of all 5% values
Designer's Kits C406A-2 and B-2 contain 10 each of all 2% values

Part number ¹	Inductance ² (nH)	Percent tol	L test freq (MHz)	Q typ at 250 MHz	900 MHz		1.7 GHz		SRF typ ⁴ (GHz)	DCR max ⁵ (Ohms)	Irms ⁶ (mA)	Color code
					L typ	Q typ ³	L typ	Q typ ³				
0603HP-1N8XJL_	1.8	5	250	23	1.77	40	1.77	65	16.0	0.033	2100	Black
0603HP-2N2XJL_	2.2	5	250	13	2.14	25	2.12	35	15.0	0.180	900	Yellow
0603HP-3N3X_L_	3.3	5,2	250	32	3.28	67	3.32	104	9.60	0.024	1900	Blue
0603HP-3N6X_L_	3.6	5,2	250	40	3.59	70	3.62	116	9.70	0.031	1900	Red
0603HP-3N9X_L_	3.9	5,2	250	35	3.88	68	3.95	108	7.50	0.039	1600	Brown
0603HP-4N3X_L_	4.3	5,2	250	30	4.29	58	4.31	91	7.50	0.080	1300	Orange
0603HP-4N7X_L_	4.7	5,2	250	26	4.65	48	4.71	75	7.90	0.100	1100	Violet
0603HP-5N1X_L_	5.1	5,2	250	40	5.08	84	5.12	140	8.90	0.036	1700	Green
0603HP-5N6X_L_	5.6	5,2	250	48	5.60	87	5.73	145	6.60	0.036	1700	Black
0603HP-6N0X_L_	6.0	5,2	250	49	5.92	94	6.12	154	6.00	0.036	1700	White
0603HP-6N8X_L_	6.8	5,2	250	42	6.83	88	7.05	143	5.80	0.042	1400	Red
0603HP-7N2X_L_	7.2	5,2	250	48	7.25	96	7.38	139	5.40	0.052	1400	Green
0603HP-7N5X_L_	7.5	5,2	250	41	7.55	81	7.85	112	5.30	0.080	1300	Brown
0603HP-8N2X_L_	8.2	5,2	250	46	8.21	96	8.39	148	5.90	0.054	1400	Orange
0603HP-8N7X_L_	8.7	5,2	250	46	8.73	97	9.00	149	5.50	0.054	1400	Yellow
0603HP-9N1X_L_	9.1	5,2	250	40	9.18	76	9.64	109	5.10	0.037	1400	Black
0603HP-9N5X_L_	9.5	5,2	250	49	9.56	98	9.99	149	4.90	0.053	1400	Blue
0603HP-10NX_L_	10	5,2	250	49	10.16	90	10.64	142	4.30	0.048	1400	Orange
0603HP-11NX_L_	11	5,2	250	41	11.06	78	11.82	108	4.10	0.042	1400	Gray
0603HP-12NX_L_	12	5,2	250	37	12.26	69	13.20	91	4.10	0.088	1100	Yellow
0603HP-15NX_L_	15	5,2	250	48	15.41	83	17.20	124	3.60	0.078	1200	Green
0603HP-16NX_L_	16	5,2	250	45	16.37	77	18.70	116	3.50	0.085	1100	White
0603HP-18NX_L_	18	5,2	250	41	18.56	76	20.90	100	3.30	0.066	1200	Blue
0603HP-22NX_L_	22	5,2	250	44	22.7	77	25.90	88	3.15	0.140	850	Violet
0603HP-23NX_L_	23	5,2	250	40	24.0	69	29.53	80	3.00	0.150	850	Orange
0603HP-24NX_L_	24	5,2	250	42	24.9	77	28.90	91	2.95	0.074	1100	Black
0603HP-27NX_L_	27	5,2	250	44	28.4	74	34.00	84	2.80	0.150	780	Gray
0603HP-30NX_L_	30	5,2	250	49	31.5	82	37.90	82	2.80	0.130	920	Brown
0603HP-33NX_L_	33	5,2	250	45	34.9	76	42.90	80	2.70	0.170	680	White
0603HP-36NX_L_	36	5,2	250	44	38.5	69	50.00	64	2.50	0.225	720	Red
0603HP-39NX_L_	39	5,2	250	48	41.5	78	51.90	74	2.45	0.19	680	Black
0603HP-43NX_L_	43	5,2	250	45	45.7	83	58.10	76	2.45	0.17	810	Orange
0603HP-47NX_L_	47	5,2	200	47	50.6	77	66.90	72	2.30	0.24	680	Brown
0603HP-51NX_L_	51	5,2	200	49	54.6	73	71.30	62	2.30	0.28	660	Blue
0603HP-56NX_L_	56	5,2	200	50	60.3	74	79.90	56	2.20	0.30	610	Red
0603HP-68NX_L_	68	5,2	200	46	75.5	73	113.3	49	2.00	0.33	600	Orange
0603HP-72NX_L_	72	5,2	150	46	80.8	69	—	—	1.90	0.42	550	Yellow
0603HP-75NX_L_	75	5,2	150	46	84.6	71	—	—	1.90	0.52	500	Violet
0603HP-82NX_L_	82	5,2	150	45	94.0	62	—	—	1.80	0.46	510	Green
0603HP-91NX_L_	91	5,2	150	45	103.0	64	—	—	1.65	0.58	440	White
0603HP-R10X_L_	100	5,2	150	49	114.0	69	—	—	1.70	0.54	470	Blue
0603HP-R11X_L_	110	5,2	150	47	126.2	63	—	—	1.60	0.58	440	Violet
0603HP-R12X_L_	120	5,2	150	47	142.4	61	—	—	1.55	0.72	420	Gray
0603HP-R15X_L_	150	5,2	150	47	188.8	57	—	—	1.35	0.82	390	White
0603HP-R18X_L_	180	5,2	100	48	232.2	50	—	—	1.30	1.50	310	Black
0603HP-R20X_L_	200	5,2	100	47	265.0	47	—	—	1.25	2.00	280	Green
0603HP-R21X_L_	210	5,2	100	48	288.0	45	—	—	1.20	2.00	280	Gray
0603HP-R22X_L_	220	5,2	100	47	315.0	41	—	—	1.10	2.00	280	Brown
0603HP-R25X_L_	250	5,2	100	45	—	—	—	—	1.05	3.00	240	Violet
0603HP-R27X_L_	270	5,2	100	46	—	—	—	—	1.05	2.25	260	Red
0603HP-R30X_L_	300	5,2	100	47	—	—	—	—	0.99	2.80	220	Green
0603HP-R33X_L_	330	5,2	100	46	—	—	—	—	0.93	3.60	180	Blue
0603HP-R36X_L_	360	5,2	100	47	—	—	—	—	0.93	4.00	170	Gray
0603HP-R39X_L_	390	5,2	100	47	—	—	—	—	0.88	4.00	170	Yellow

1. When ordering, please specify **tolerance, termination and packaging** codes:

0603HP-R39X J L W

Tolerance: G = 2% J = 5% (Table shows stock tolerances in bold.)

Termination: L = RoHS compliant silver-palladium-platinum-glass frit.

Special order: T = RoHS tin-silver-copper (95.5/4/0.5) or S = non-RoHS tin-lead (63/37).

Packaging: W = 7" machine-ready reel. EIA-481 punched paper tape (2000 parts per full reel).

U = Less than full reel. In tape, but not machine ready. To have a leader and trailer added (\$25 charge), use code letter W instead.

2. Inductance tested at listed frequency using an Agilent/HP 4286A impedance analyzer with a Coilcraft SMD-A fixture and Coilcraft-provided correlation pieces.

3. Q measured using an Agilent/HP 16197 test fixture in an Agilent/HP 4291 impedance analyzer.

4. SRF measured using an Agilent/HP 8722ES network analyzer and a Coilcraft SMD-D test fixture.

5. DCR measured on a micro-ohmmeter and a Coilcraft CCF858 test fixture.

6. Current that causes a 15°C temperature rise from 25°C ambient.

7. Electrical specifications at 25°C.

Refer to Doc 362 "Soldering Surface Mount Components" before soldering.

Coilcraft®

Specifications subject to change without notice.
Please check our website for latest information.

Document 537-2 Revised 05/18/09

1102 Silver Lake Road Cary, Illinois 60013 Phone 847/639-6400 Fax 847/639-1469

E-mail info@coilcraft.com Web <http://www.coilcraft.com>