

$V_{RRM} = 5500 \text{ V}$
 $I_{FAVM} = 380 \text{ A}$
 $I_{FSM} = 10 \text{ kA}$
 $V_{F0} = 2.7 \text{ V}$
 $r_F = 2.8 \text{ m}\Omega$
 $V_{DClink} = 3300 \text{ V}$

Fast Recovery Diode

5SDF 04F6004

Doc. No. 5SYA1150-02 Sep. 01

- Patented free-floating technology
- Industry standard housing
- Cosmic radiation withstand rating
- Low on-state and switching losses
- Optimized to use in snubberless operation

Blocking

V_{RRM}	Repetitive peak reverse voltage	5500 V	Half sine wave, $t_p = 10 \text{ ms}$, $f = 50 \text{ Hz}$	
I_{RRM}	Repetitive peak reverse current	$\leq 20 \text{ mA}$	$V_R = V_{RRM}$, $T_J = 115^\circ\text{C}$	
V_{DClink}	Permanent DC voltage for 100 FIT failure rate	3300 V	100% Duty	Ambient cosmic radiation at sea level in open air.
V_{DClink}	Permanent DC voltage for 100 FIT failure rate	3900 V	5% Duty	

Mechanical data

F_m	Mounting force	min.	18 kN	
		max.	22 kN	
a	Acceleration: Device unclamped Device clamped		50 m/s^2	
			200 m/s^2	
m	Weight		0.46 kg	
D_s	Surface creepage distance	\geq	33 mm	
D_a	Air strike distance	\geq	20 mm	

ABB Semiconductors AG reserves the right to change specifications without notice.



On-state (see Fig. 1.2)

I_{FAVM}	Max. average on-state current	380 A	Half sine wave, $T_c = 70^\circ\text{C}$	
I_{FRMS}	Max. RMS on-state current	600 A		
I_{FSM}	Max. peak non-repetitive surge current	10 kA	$t_p = 10\text{ ms}$	Before surge: $T_c = T_j = 115^\circ\text{C}$
		22 kA	$t_p = 1\text{ ms}$	
$\int I^2 dt$	Max. surge current integral	$0.5 \cdot 10^6\text{ A}^2\text{s}$	$t_p = 10\text{ ms}$	After surge: $V_R \approx 0\text{ V}$
		$0.24 \cdot 10^6\text{ A}^2\text{s}$	$t_p = 1\text{ ms}$	
V_F	Forward voltage drop	$\leq 5.2\text{ V}$	$I_F = 900\text{ A}$	$T_j = 115^\circ\text{C}$
V_{F0}	Threshold voltage	2.7 V	Approximation for	
r_F	Slope resistance	2.8 m Ω	$I_F = 200 \dots 2000\text{ A}$	

Turn-on (see Fig. 3, 4)

V_{fr}	Peak forward recovery voltage	$\leq 370\text{ V}$	$di/dt = 1000\text{ A}/\mu\text{s}$, $T_j = 115^\circ\text{C}$
----------	-------------------------------	---------------------	-----------------------------------------------------------------

Turn-off

di/dt_{crit}	Max. decay rate of on-state current	$\leq 340\text{ A}/\mu\text{s}$	$I_F = 900\text{ A}$, $V_{Dclink} = 3300\text{ V}$	$T_j = 115^\circ\text{C}$
I_{rr}	Reverse recovery current	$\leq 600\text{ A}$		
Q_{rr}	Reverse recovery charge	$\leq \mu\text{C}$		
E_{rr}	Turn-off energy	$\leq 3.5\text{ J}$		

Thermal

T_j	Operating junction temperature range	-40...115 $^\circ\text{C}$		
T_{stg}	Storage temperature range	-40...125 $^\circ\text{C}$		
R_{thJC}	Thermal resistance junction to case	$\leq 44\text{ K/kW}$	Anode side cooled	$F_m = 18 \dots 22\text{ kN}$
		$\leq 44\text{ K/kW}$	Cathode side cooled	
		$\leq 22\text{ K/kW}$	Double side cooled	
R_{thCH}	Thermal resistance case to heatsink	$\leq 10\text{ K/kW}$	Single side cooled	
		$\leq 5\text{ K/kW}$	Double side cooled	

Analytical function for transient thermal impedance.

$$Z_{thJC}(t) = \sum_{i=1}^n R_i (1 - e^{-t/\tau_i})$$

i	1	2	3	4
$R_i(\text{K/kW})$	9.74	3.12	1.18	0.52
$\tau_i(\text{s})$	0.387	0.0457	0.006	0.0018
$F_m = 18 \dots 22\text{ kN}$ Double side cooled				

[查询"5SDF04F6004"供应商](#)

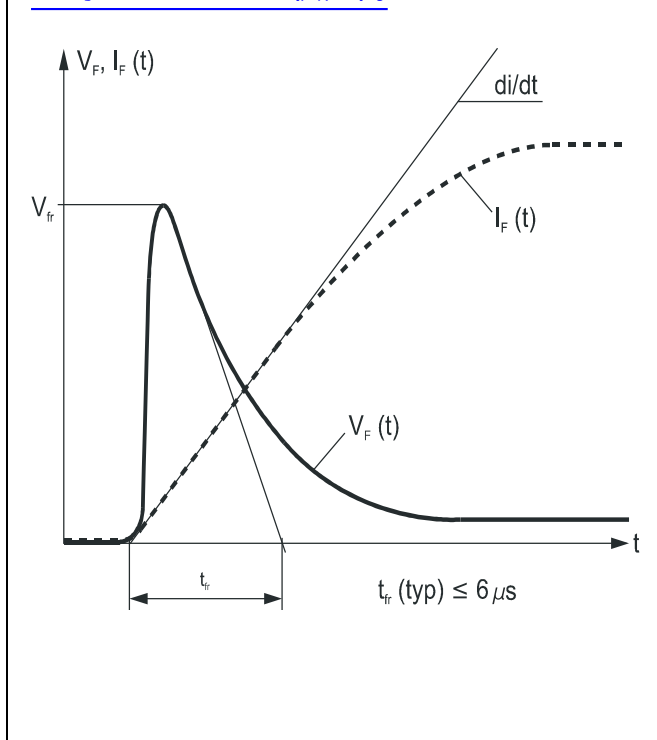


Fig. 1 Typical forward voltage waveform when the diode is turned on with high di/dt .

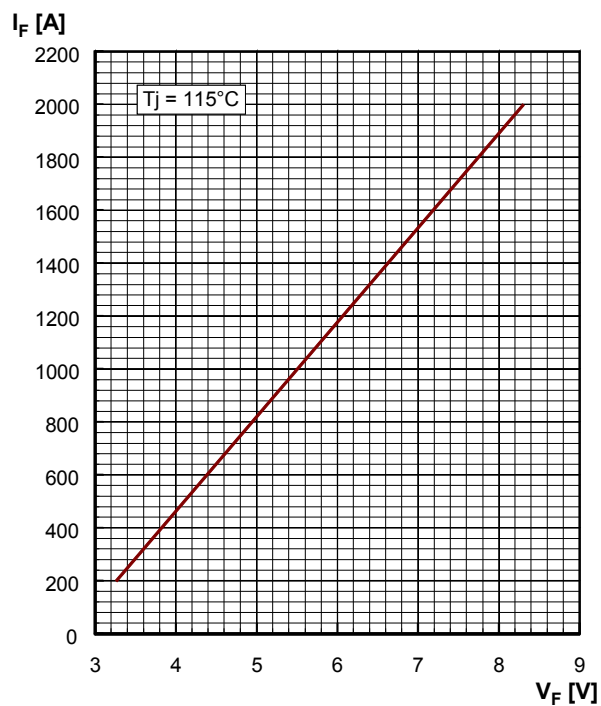


Fig. 2 Forward current vs. forward voltage.

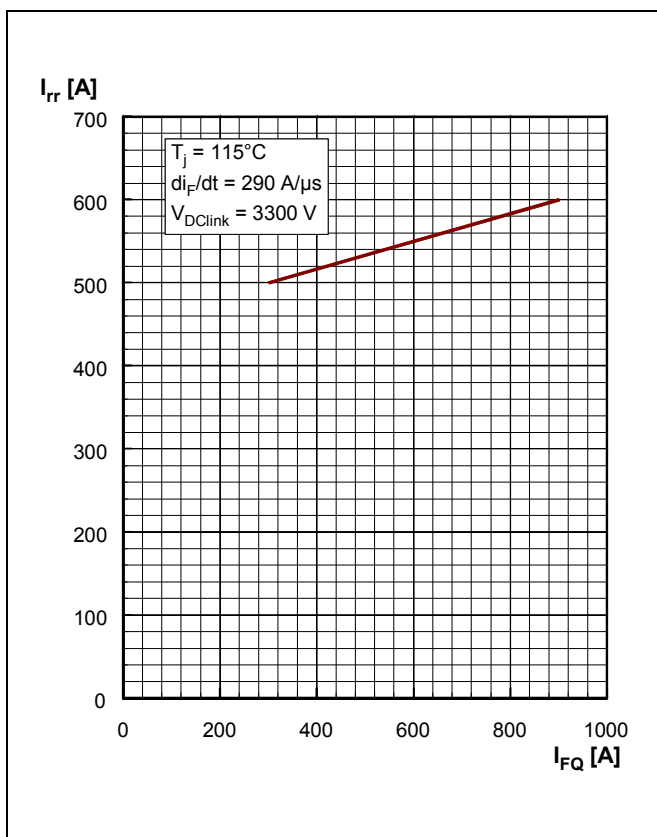


Fig. 3 Diode reverse recovery current vs. turn-off current.

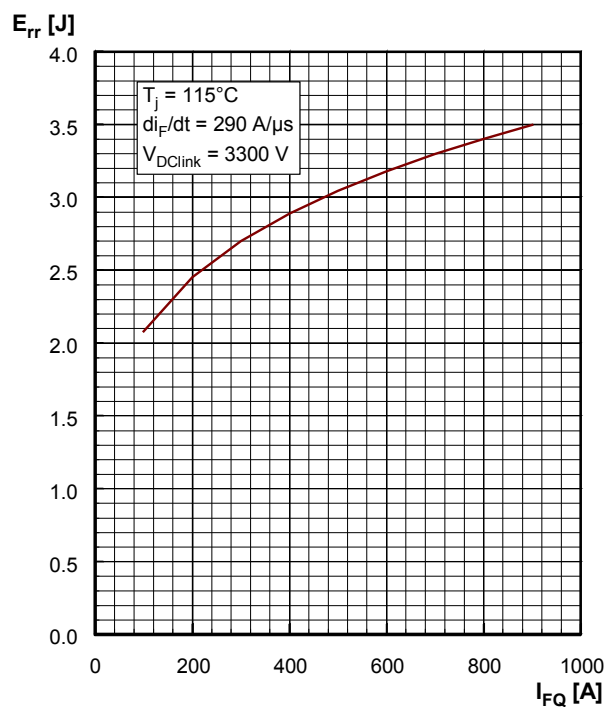


Fig. 4 Diode turn-off energy per pulse vs. turn-off current.

[查询"5SDF04F6004"供应商](#)

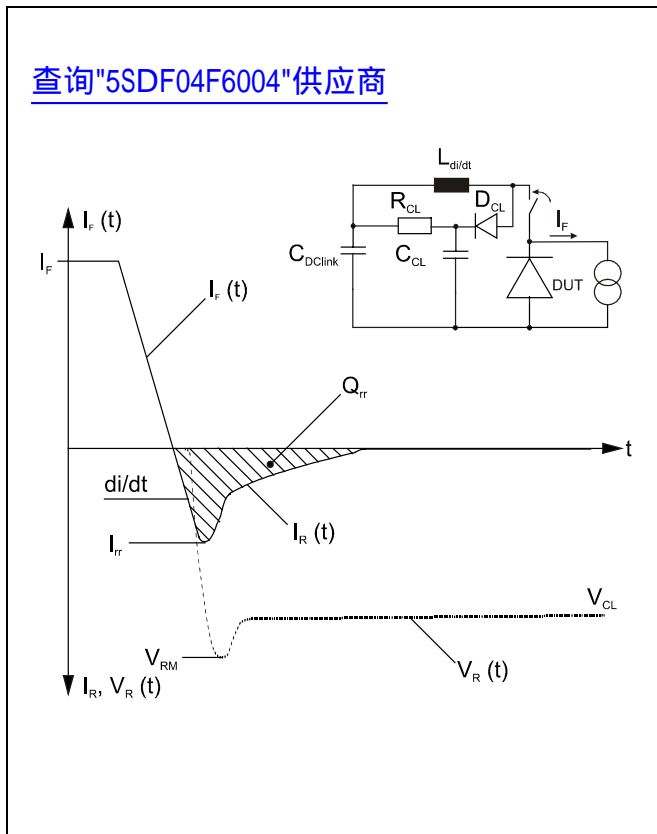


Fig. 5 Typical current and voltage waveforms at turn-off in a circuit with voltage clamp.

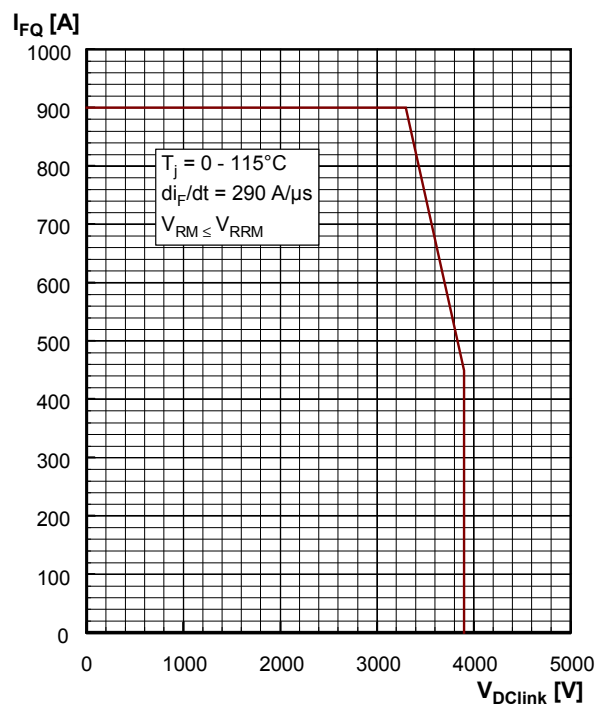


Fig. 6 Max. repetitive diode forward current.

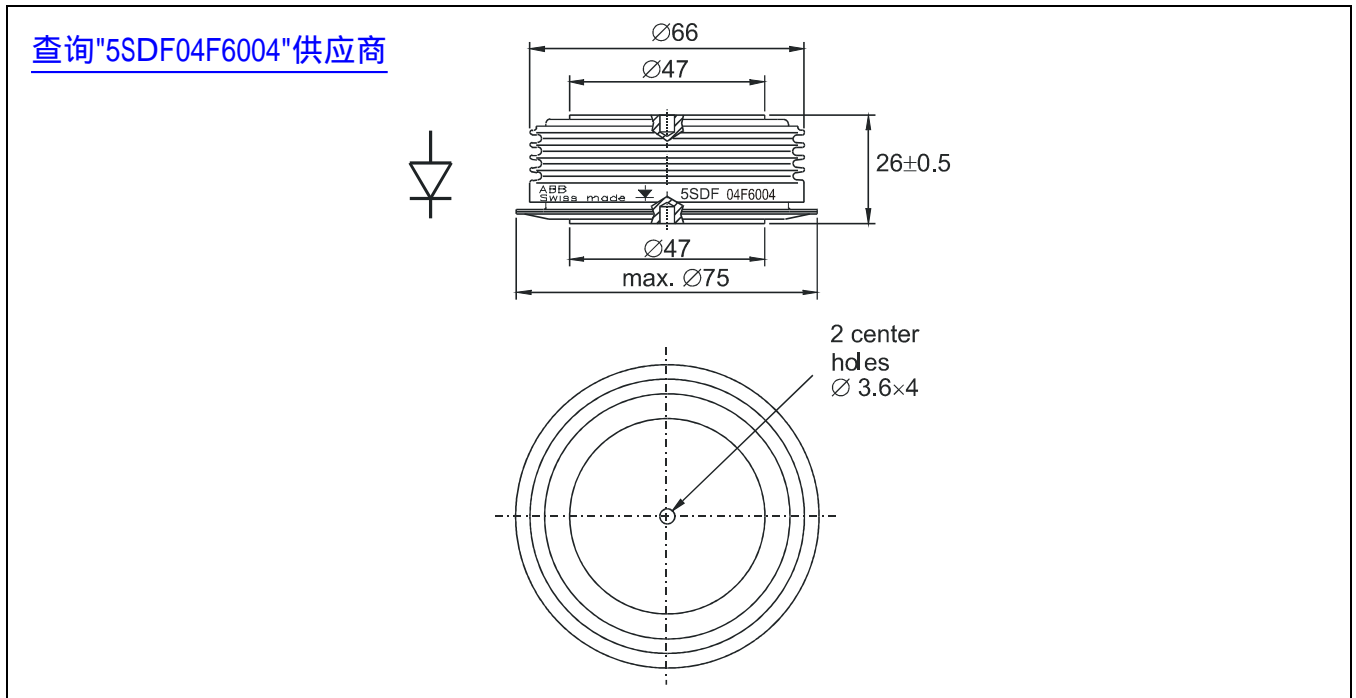


Fig. 7 Outline drawing. All dimensions are in millimeters and represent nominal values unless stated otherwise.

ABB Semiconductors AG reserves the right to change specifications without notice.

ABB

ABB Semiconductors AG
Fabrikstrasse 3
CH-5600 Lenzburg, Switzerland

Doc. No. 5SYA1150-02 Sep. 01

Telephone +41 (0)62 888 6419
Fax +41 (0)62 888 6306
Email abbsem@ch.abb.com
Internet www.abbsem.com