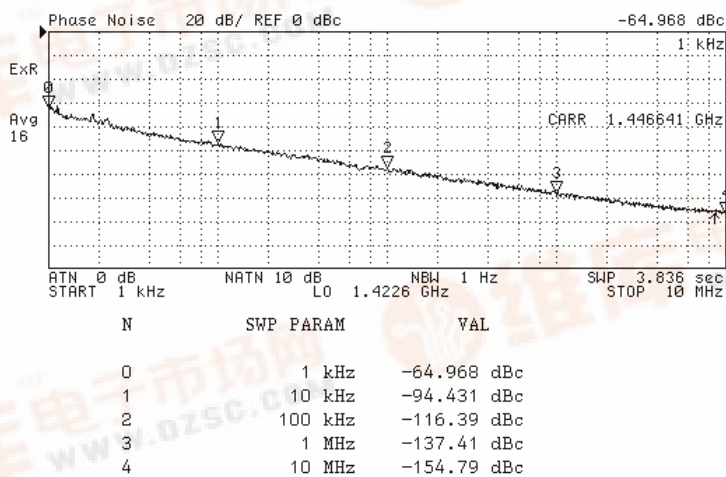


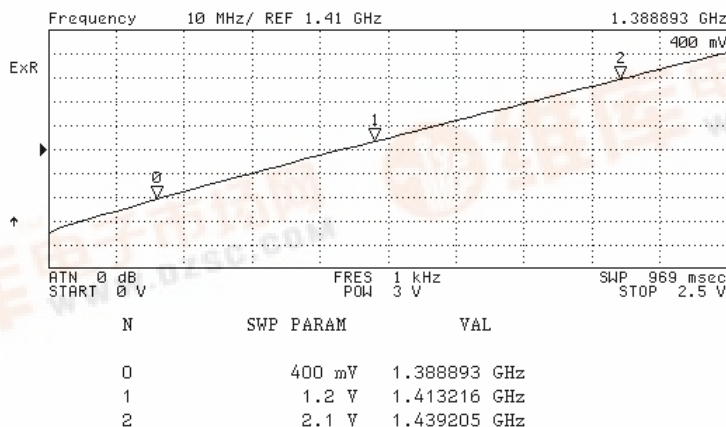


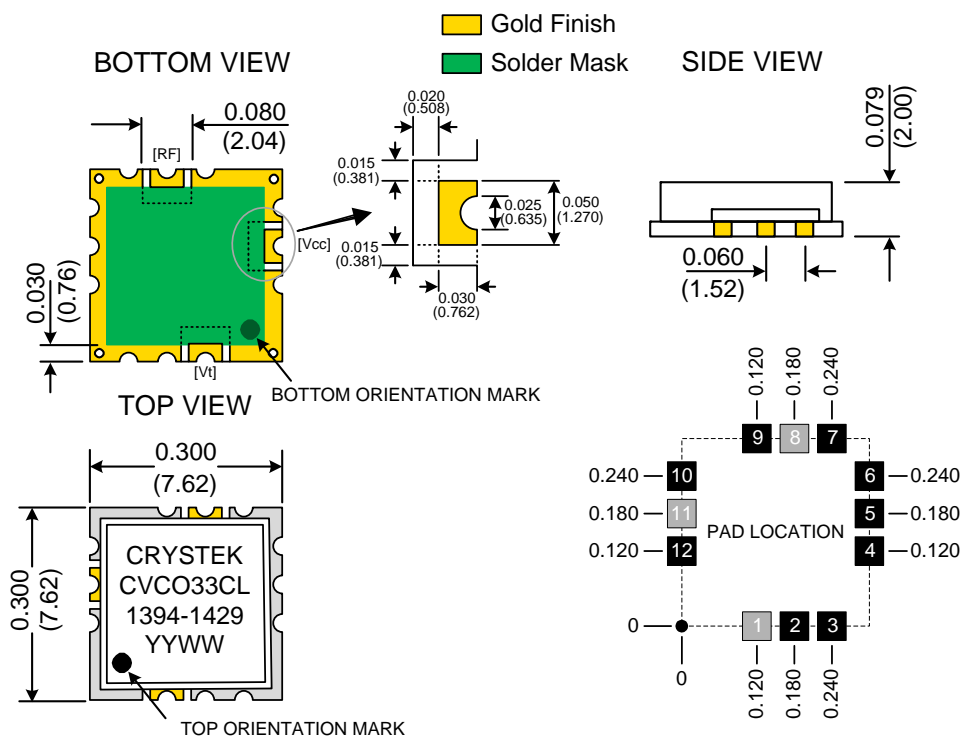
PERFORMANCE SPECIFICATION	MIN	TYP	MAX	UNITS
Lower Frequency:			1394	MHz
Upper Frequency:	1429			MHz
Tuning Voltage:	0.4		2.1	VDC
Supply Voltage:	2.85	3.0	3.15	VDC
Output Power:	+3.0	+5.0	+7.0	dBm
Supply Current:			15	mA
Harmonic Suppression (2 <sup>nd</sup> Harmonic):		-15		dBc
Pushing:			2.0	MHz/V
Pulling, all Phases:			6.0	MHz pk-pk
Tuning Sensitivity:		30		MHz/V
Phase Noise @ 10kHz offset:		-94		dBc/Hz
Phase Noise @ 100kHz offset:		-115		dBc/Hz
Load Impedance:		50		$\Omega$
Input Capacitance:			22	pF
Operating Temperature Range:	-40		+85	$^{\circ}\text{C}$
Storage Temperature Range:	-45		+90	$^{\circ}\text{C}$

Phase Noise  
(1 Hz BW, Typical)



Tuning Curve  
(Typical)

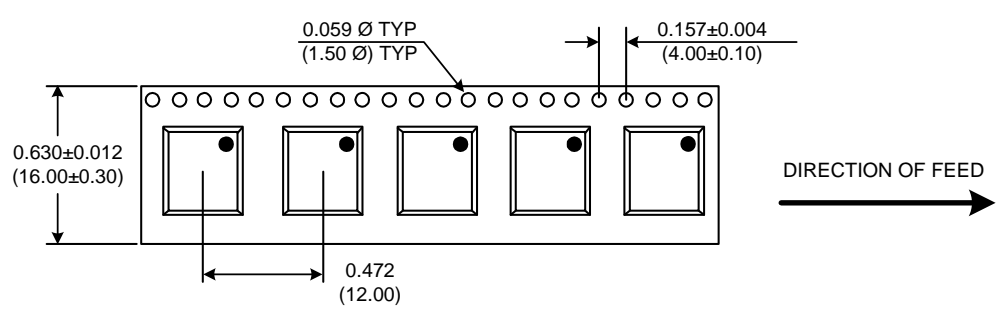




Pad	Connection
1	Vt
8	RF-OUTPUT
11	Vcc
Others	GROUND

- Unless otherwise specified, Dimensions are in:  $\frac{IN}{(mm)}$
- Pad Location Dimensions are in: Inches

### TAPE AND REEL



Drawing not to scale

Product Control:			
Crystek Part Number:	CVCO33CL-1394-1429	Release Date:	20-Feb-08
Revision Level:	B	Responsible:	C. Vales

Specification is subject to change without notice  
 Page 2 of 2