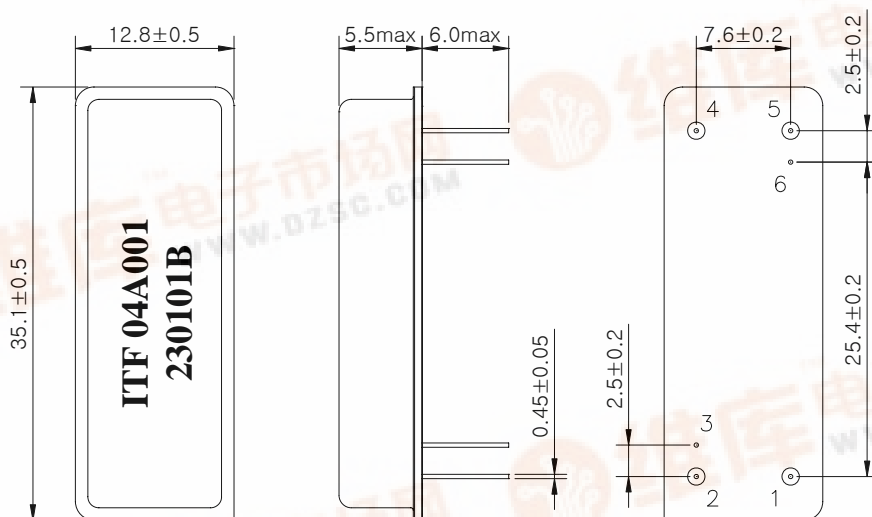


# SAW Bandpass Filter 230101B

## 1. Features

- IF bandpass filter
- High attenuation
- Single-ended operation
- DIP Package
- Maximum Storage Temperature Range : -40°C ~ 85°C
- Electrostatics Sensitive Device (ESD)

## 2. Package Dimension



Package : D3512

Dimensions shown are nominal in millimeters

Base : Fe(SPCC), Au plating over Ni plated

Cap : Cu & Cr Alloy, Ni Plated

Termination : Kovar, Au Plated

Pin Configuration	
1	Input
4	Output
2, 5	Ground
3, 6	Case ground

	<b>ITF Co., Ltd.</b> 102-901, Bucheon Technopark 364, Samjeong-Dong, Ojeong-Gu, Bucheon-City, Gyeonggi-Do, Korea 421-809	Part No.	230101B	
		Rev. Date	2004-03-16	
		Rev.	NW3022-CS02	1/5

## SAW Bandpass Filter 230101B

### 3. Specifications

Fo = 72.5 MHz


Terminating source impedance : 50Ω and matching network

Terminating load impedance : 50Ω and matching network

Operating temperature range : -10°C ~ +60°C		Minimum	Typical	Maximum
Center Frequency	MHz	72.45	72.5	72.55
Insertion Loss	dB	-	21.0	24.0
1dB Bandwidth	MHz	1.35	1.4	-
3dB Bandwidth	MHz	-	1.6	-
40dB Bandwidth	MHz	-	2.35	2.4
Amplitude Ripple (Fo +/- 0.615 MHz)	dB	-	0.5	1.0
Group Delay Variation (Fo +/- 0.615 MHz)	nsec	-	150	250
Absolute Delay	usec	-	3.17	3.3
Ultimate Rejection	dB	50	55	-
Temperature Coefficient of Frequency	ppm/°C <sup>2</sup>	-	-0.03	-

#### Notes :

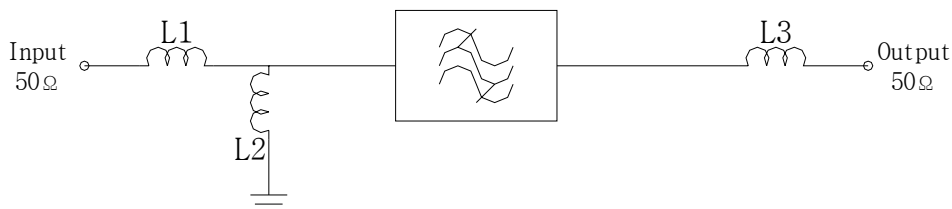
- 1) All specifications are based on the matching schematic shown below
- 2) All specifications are measured by Agilent Network analyzer and full 2 port calibration
- 3) Electrical margin has been built into the design to account for the variations due to temperature drift and manufacturing tolerances
- 4) All attenuation measurements are measured relative to insertion loss

	<b>ITF Co., Ltd.</b> 102-901, Bucheon Technopark 364, Samjeong-Dong, Ojeong-Gu, Bucheon-City, Gyeonggi-Do, Korea 421-809	Part No.	230101B	
		Rev. Date	2004-03-16	
		Rev.	NW3022-CS02	2/5

## SAW Bandpass Filter 230101B

### 4. Matching Schematic

( Actual matching values may vary due to PCB layout and parasitics )




L1 = 270 nH,      L3 = 220 nH  
L2 = 270 nH

### 5. Marking Configuration

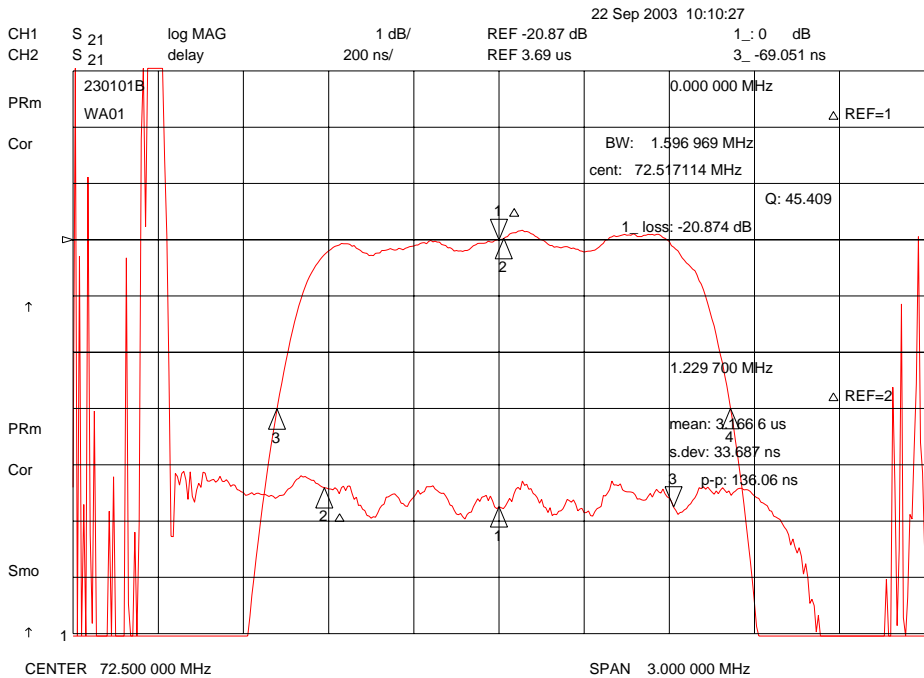
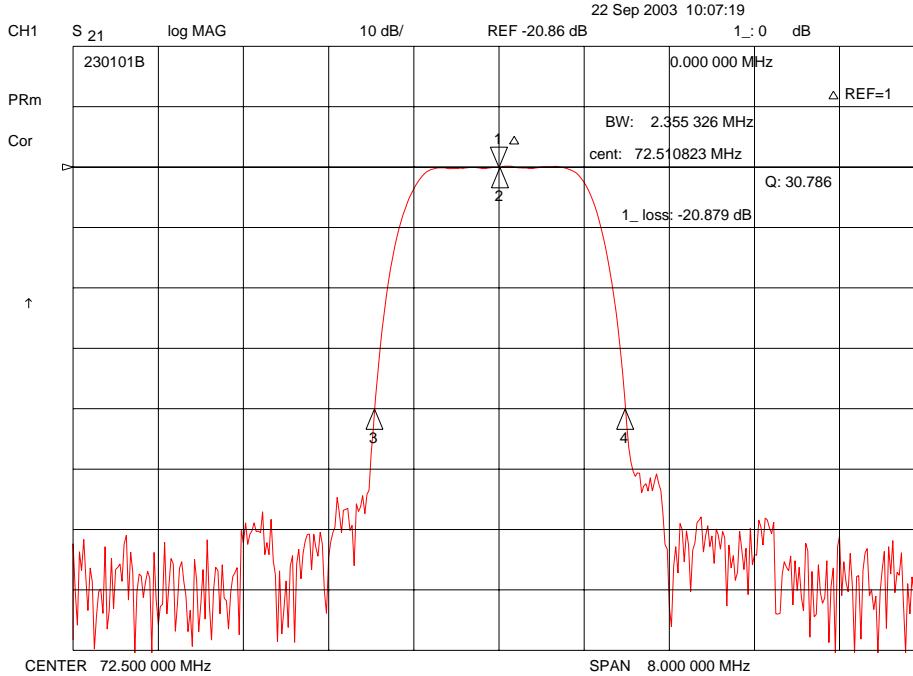
ITF<sup>1)</sup>04A001<sup>2)</sup>  
230101B<sup>3)</sup>

- 1) Manufacturer name
- 2) Lot Number
- 3) Part Number

	<b>ITF Co., Ltd.</b> 102-901, Bucheon Technopark 364, Samjeong-Dong, Ojeong-Gu, Bucheon-City, Gyeonggi-Do, Korea 421-809	Part No.	230101B	
		Rev. Date	2004-03-16	
		Rev.	NW3022-CS02	3/5

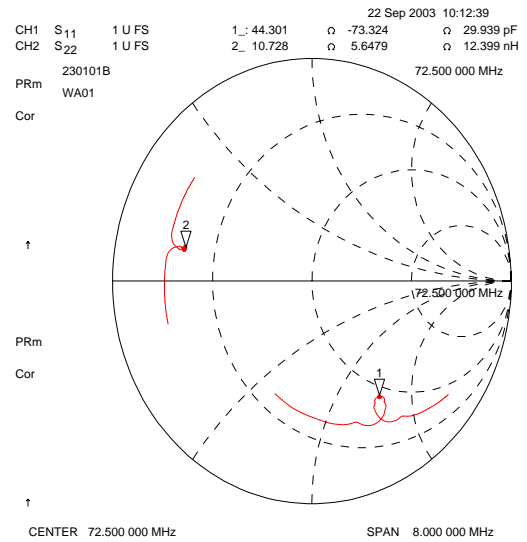
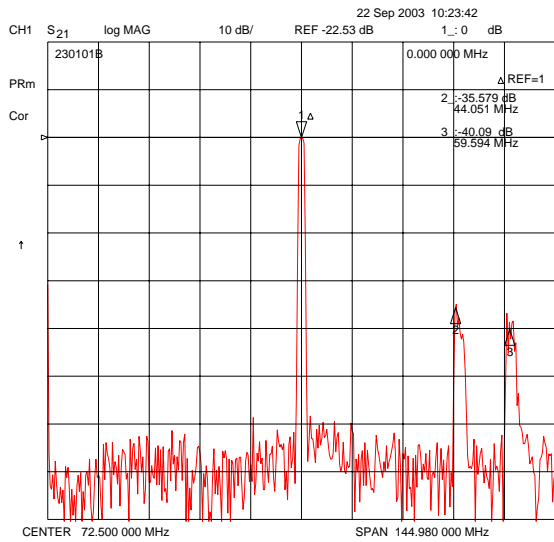
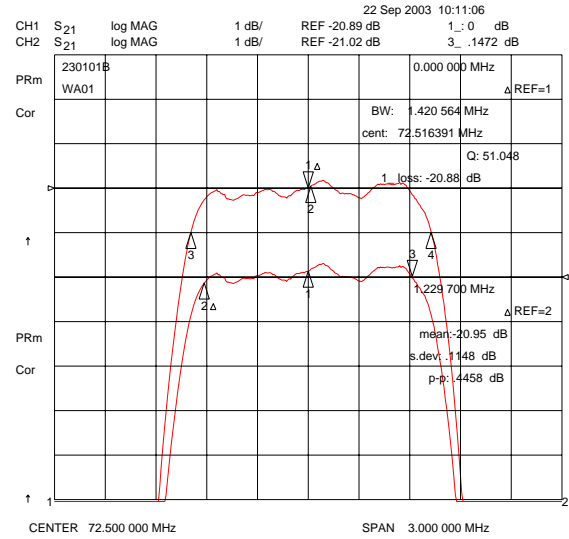
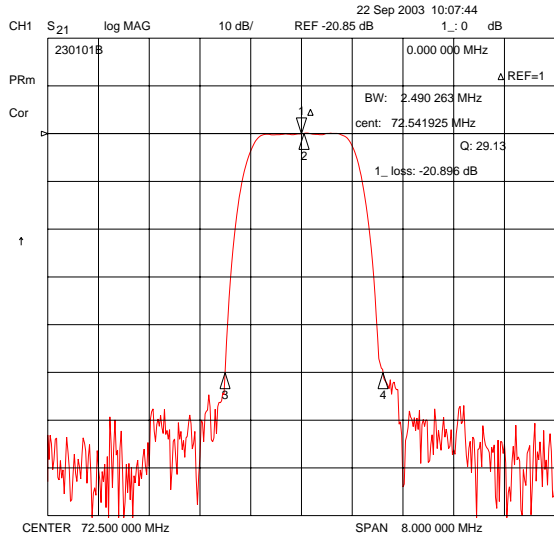
# SAW Bandpass Filter 230101B

## 6. Typical Performance ( at +25°C )



	<b>ITF Co., Ltd.</b> 102-901, Bucheon Technopark 364, Samjeong-Dong, Ojeong-Gu, Bucheon-City, Gyeonggi-Do, Korea 421-809	Part No.	230101B	
		Rev. Date	2004-03-16	
		Rev.	NW3022-CS02	4/5

# SAW Bandpass Filter 230101B



**ITF Co., Ltd.**  
 102-901, Bucheon Technopark 364,  
 Samjeong-Dong, Ojeong-Gu, Bucheon-City,  
 Gyeonggi-Do, Korea 421-809

Part No.	230101B	
Rev. Date	2004-03-16	
Rev.	NW3022-CS02	5/5