

查询"2SK1447"供应商

SANYO	No.3450A	2SK1447
		N-Channel Silicon MOSFET Ultrahigh-Speed Switching Applications

Features

- Low ON-state resistance.
- Ultrahigh-speed switching.
- Micaless package facilitating easy mounting.

Absolute Maximum Ratings at Ta = 25°C

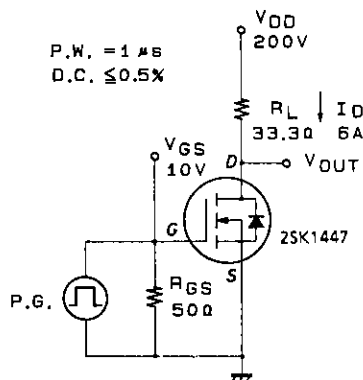
			unit
Drain-to-Source Voltage	V _{DSS}	450	V
Gate-to-Source Voltage	V _{GSS}	±30	V
Drain Current(DC)	I _D	9	A
Drain Current(Pulse)	I _{DP}	PW ≤ 10μs, duty cycle ≤ 1%	36
Allowable Power Dissipation	P _D	2.0	W
		Tc = 25°C	40
Channel Temperature	Tch	150	°C
Storage Temperature	Tstg	-55 to +150	°C

Electrical Characteristics at Ta = 25°C

			min	typ	max	unit
D-S Breakdown Voltage	V _{(BR)DSS}	I _D = 1mA, V _{GS} = 0	450			V
Zero-Gate Voltage Drain Current	I _{DSS}	V _{DS} = 450V, V _{GS} = 0			1.0	mA
Gate-to-Source Leakage Current	I _{GSS}	V _{GS} = ±30V, V _{DS} = 0			±100	nA
Cutoff Voltage	V _{GS(off)}	V _{DS} = 10V, I _D = 1mA	2.0		3.0	V
Forward Transfer Admittance	Y _{fs}	V _{DS} = 10V, I _D = 6A	4.0	8.0		S
Static Drain-to-Source ON-State Resistance	R _{DS(on)}	I _D = 6A, V _{GS} = 10V	0.47	0.6		Ω
Input Capacitance	C _{iss}	V _{DS} = 20V, f = 1MHz		1600		pF
Output Capacitance	C _{oss}	V _{DS} = 20V, f = 1MHz		220		pF
Reverse Transfer Capacitance	C _{rss}	V _{DS} = 20V, f = 1MHz		80		pF
Turn-ON Delay Time	t _{d(on)}	I _D = 6A, V _{GS} = 10V V _{DD} = 200V, R _{GS} = 50Ω		25		ns
Rise Time	t _r		60		ns	
Turn-OFF Delay Time	t _{d(off)}		250		ns	
Fall Time	t _f		80		ns	
Diode Forward Voltage	V _{SD}	I _S = 9A, V _{GS} = 0			1.8	V

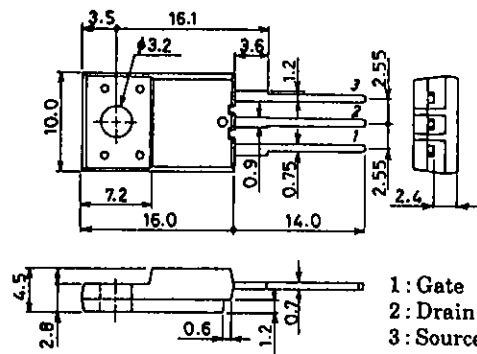
(Note) Be careful in handling the 2SK1447 because it has no protection diode between gate and source.

Switching Time Test Circuit



Package Dimensions 2078B

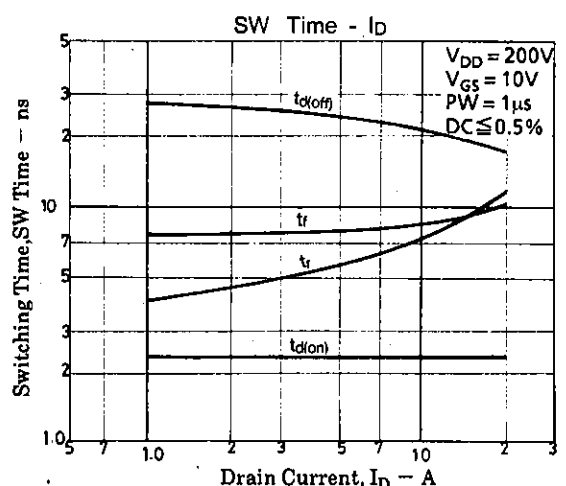
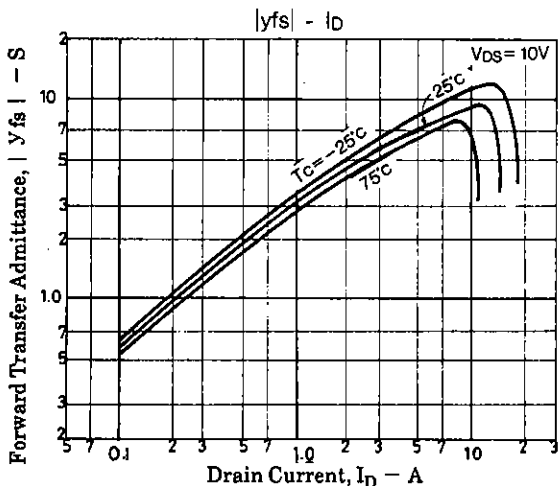
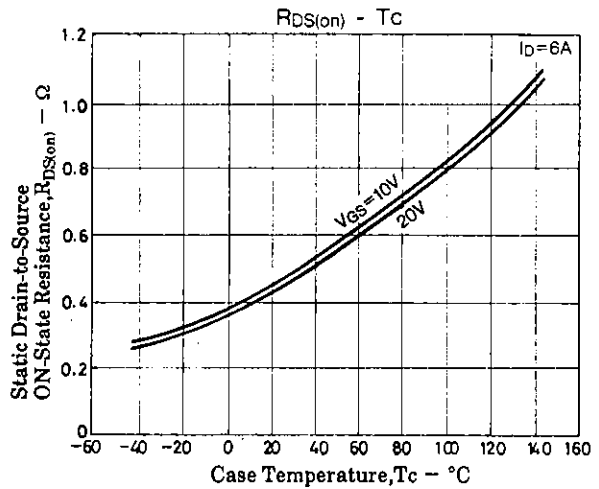
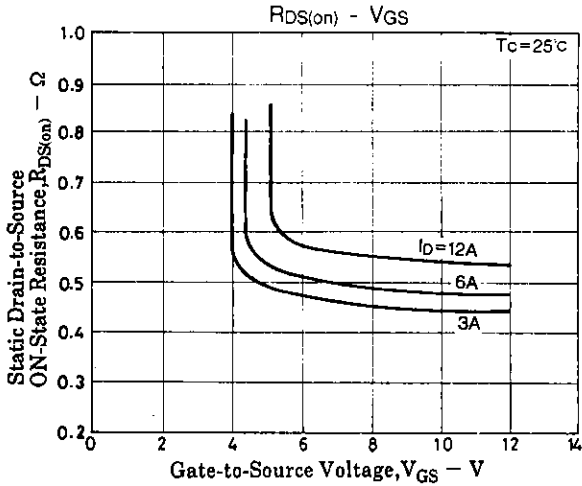
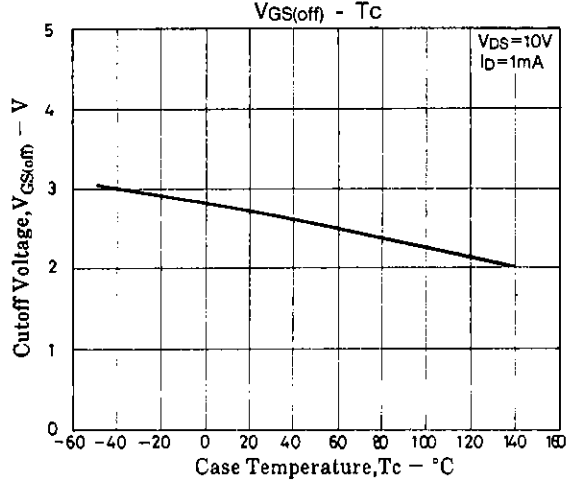
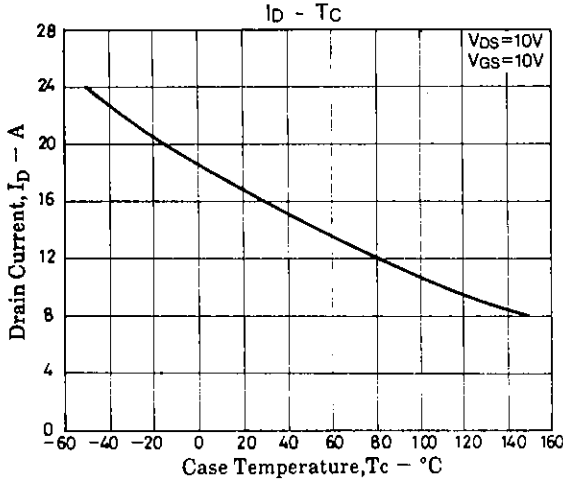
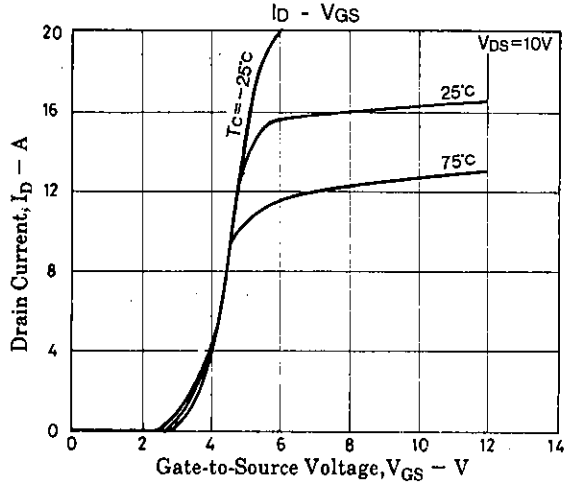
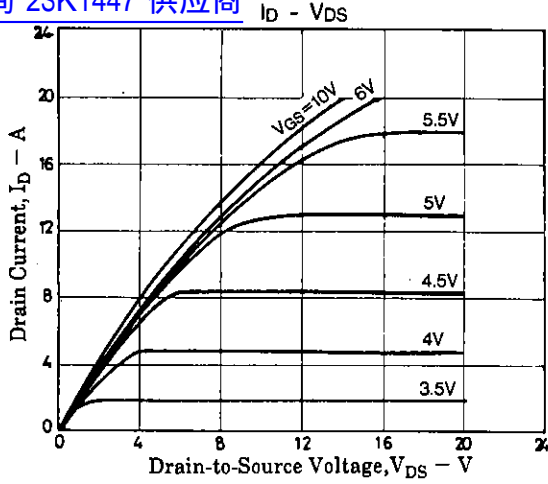
(unit: mm)



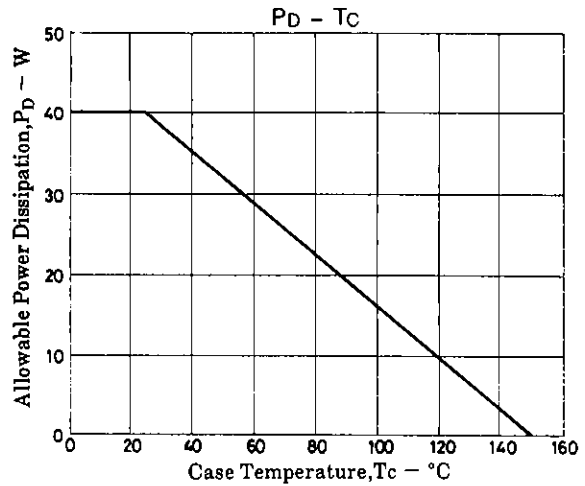
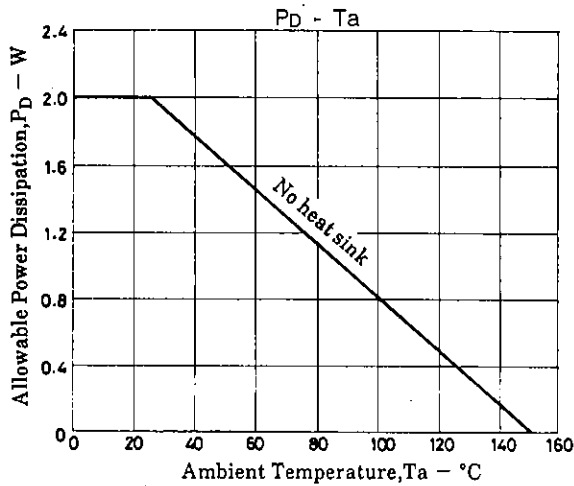
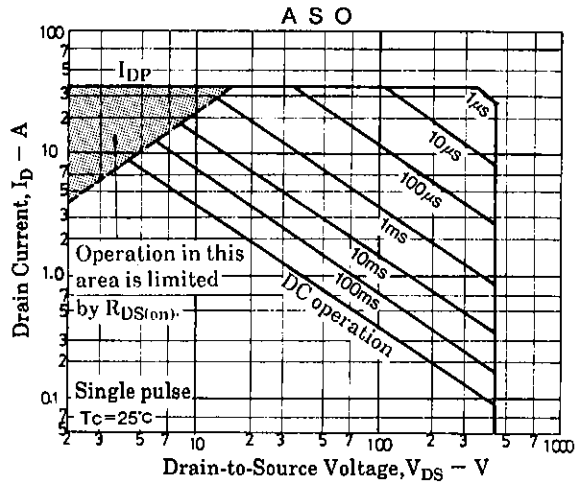
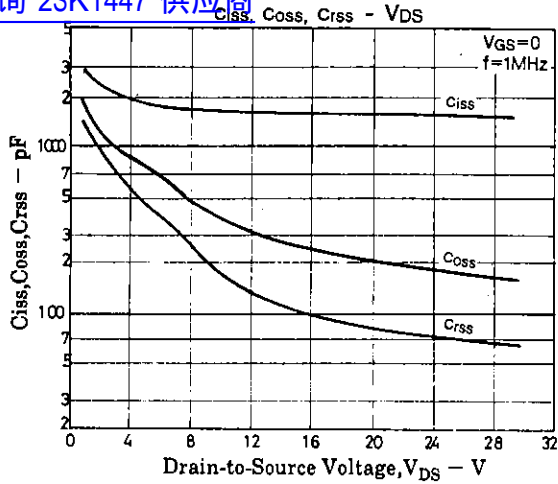
SANYO: TO-220FI(LS)

SANYO Electric Co., Ltd. Semiconductor Business Headquarters
TOKYO OFFICE Tokyo Bldg., 1-10, 1 Chome, Ueno, Taito-ku, TOKYO, 110 JAPAN

查询"2SK1447"供应商



查询"2SK1447"供应商



■ No products described or contained herein are intended for use in surgical implants, life-support systems, aerospace equipment, nuclear power control systems, vehicles, disaster/crime-prevention equipment and the like, the failure of which may directly or indirectly cause injury, death or property loss.

■ Anyone purchasing any products described or contained herein for an above-mentioned use shall:

- ① Accept full responsibility and indemnify and defend SANYO ELECTRIC CO., LTD., its affiliates, subsidiaries and distributors and all their officers and employees, jointly and severally, against any and all claims and litigation and all damages, cost and expenses associated with such use;
- ② Not impose any responsibility for any fault or negligence which may be cited in any such claim or litigation on SANYO ELECTRIC CO., LTD., its affiliates, subsidiaries and distributors or any of their officers and employees jointly or severally.

■ Information (including circuit diagrams and circuit parameters) herein is for example only; it is not guaranteed for volume production. SANYO believes information herein is accurate and reliable, but no guarantees are made or implied regarding its use or any infringements of intellectual property rights or other rights of third parties.

This catalog provides information as of July, 1997. Specifications and information herein are subject to change without notice.