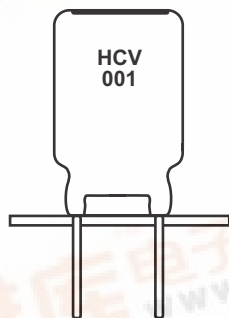
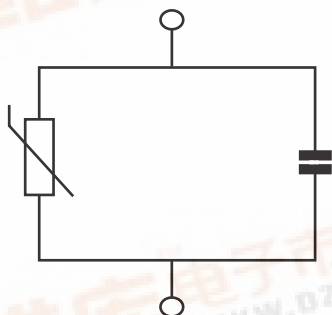


## Integrated Passive Device (Capacitor and Varistor)



### FEATURES

- Custom solutions combine metallized polyester film capacitor and varistor in single leaded package
- Device integration reduces part count and simplifies assembly
- Capacitor values from 3.3 nF to 1.5  $\mu$ F
- Rated DC voltages from 12V to 100 V
- Capacitor tolerances down to  $\pm 5\%$
- Varistor voltage ratings from 12 Vdc to 82 Vdc
- Varistor response times below 0.5 ns
- IPD temperature range:  $-40^{\circ}\text{C}$  to  $+105^{\circ}\text{C}$
- Non-repetitive surge current and surge energy to customer requirements
- A range of packaging and mounting options
- Resistant to solvents and rinsing liquids
- Fully compatible with modern solder processes
- IPD solutions available for other leaded component technologies

### DESCRIPTION

By integrating two passive components into a single, miniature leaded device, IPD technology from Vishay Intertechnology provides a cost-effective route to reduce component count, save board space, and simplify both board layout and assembly.

Typical solutions include IPDs that combine metallized film capacitors used in domestic appliance applications in parallel with varistors. Such devices offer a single component solution for the protection of circuits from transient phenomena and for the suppression of EMI-RFI.

All IPD solutions are custom-developed by Vishay Intertechnology using technologies from the company's comprehensive passive component portfolio. In addition to capacitor/varistor IPDs, a wide variety of capacitor, resistor and varistor technologies can be combined to meet the specific requirements of individual applications.

### APPLICATION GUIDE

Custom-developed for individual customer requirements, IPD technology can be used in many applications. Capacitor/varistor IPDs are typically used to reduce transient phenomena and act as EMI-RFI suppressors in automotive motor applications including:

- Engine cooling fans
- Heating and air conditioning fans
- Electric window regulators
- Windshield wipers
- Sun roofs

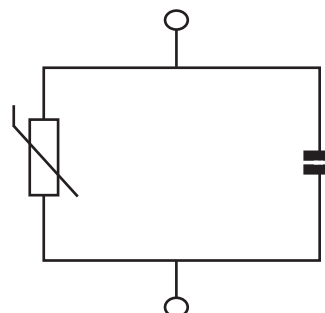
## SAMPLE IPD SOLUTION

### METALLIZED POLYESTER FILM CAPACITOR AND VARISTOR

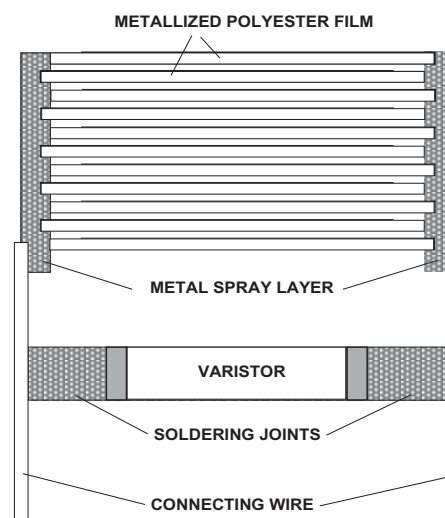
#### FEATURES

- Low-inductive wound cell comprising metallized (PETP) film capacitor in parallel with varistor
- Cell protected by epoxy lacquer
- Radial leads of solder-coated, copper-clad, steel wire
- Resistant to solvents and rinsing liquids
- Designed for PCB-mounting
- Packaging: Loose in box

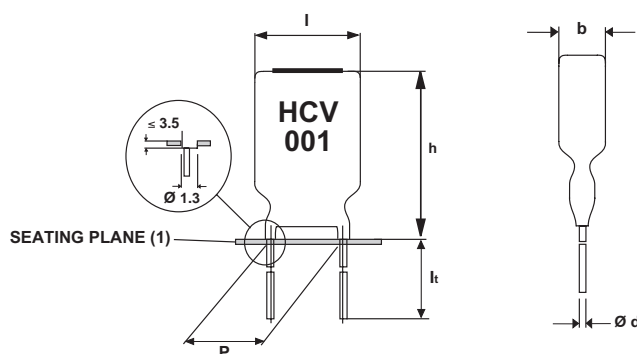
## IPD CIRCUIT DIAGRAM



## IPD CONSTRUCTION



## IPD OUTLINE



REFERENCE DATA	
DESCRIPTION	VALUE
Capacitance Range	1.0 $\mu$ F $\pm$ 10%
Rated (DC) Voltage	18 V
Rated (RMS) Voltage	14 V
Maximum Clamping Voltage at 5A	39 V
Maximum Non-repetitive Surge Current (8/20 $\mu$ s)	150 A
Maximum Non-repetitive Surge Energy (10/1000 $\mu$ s)	1 J
Response Time	< 0.5 ns
Average Power Dissipation of Transients	< 0.1 W
Climatic Category	55/105/56
Rated Temperature	+85°C
Maximum Application Temperature	+105°C
Tangent of Loss Angle at 100kHz	300 x 10 <sup>-4</sup>
Dimensions (b <sub>max</sub> x b <sub>max</sub> x l <sub>max</sub> )	15.5 x 14.5 x 8.0 mm

## Disclaimer

All product specifications and data are subject to change without notice.

Vishay Intertechnology, Inc., its affiliates, agents, and employees, and all persons acting on its or their behalf (collectively, "Vishay"), disclaim any and all liability for any errors, inaccuracies or incompleteness contained herein or in any other disclosure relating to any product.

Vishay disclaims any and all liability arising out of the use or application of any product described herein or of any information provided herein to the maximum extent permitted by law. The product specifications do not expand or otherwise modify Vishay's terms and conditions of purchase, including but not limited to the warranty expressed therein, which apply to these products.

No license, express or implied, by estoppel or otherwise, to any intellectual property rights is granted by this document or by any conduct of Vishay.

The products shown herein are not designed for use in medical, life-saving, or life-sustaining applications unless otherwise expressly indicated. Customers using or selling Vishay products not expressly indicated for use in such applications do so entirely at their own risk and agree to fully indemnify Vishay for any damages arising or resulting from such use or sale. Please contact authorized Vishay personnel to obtain written terms and conditions regarding products designed for such applications.

Product names and markings noted herein may be trademarks of their respective owners.