



FEATURES

- RoHS compliant
- Inductance range from 0.4μH to 4.7μH
- Small footprint
- Low profile
- UL 94V-0 packaging materials
- Custom inductance values available

PRODUCT OVERVIEW

The 3600 series is a range of flat-coil power inductors. They are ideal for high power designs which demand reliability in high temperature environments. Used to provide filtering or energy storage, they are suited to many power applications including portable devices, computers and telecom equipment.

SELECTION GUIDE

| Order Code | Inductance, L | DC Current ² | DC Resistance |
|---------------|---------------|-------------------------|---------------|
| | ±25% μH | Max. A | Max. mΩ |
| 36401C | 0.40 | 14.5 | 4 |
| 36601C | 0.60 | 12.5 | 5 |
| 36102C | 1.00 | 9.5 | 7.5 |
| 36182C | 1.80 | 7.0 | 14 |
| 36232C | 2.30 | 6.0 | 20 |
| 36332C | 3.30 | 4.6 | 35 |
| 36472C | 4.70 | 3.6 | 41 |

ABSOLUTE MAXIMUM RATINGS

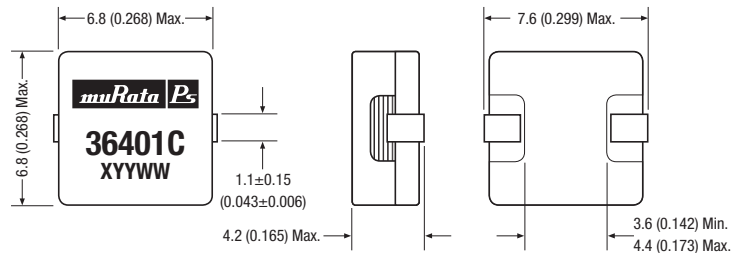
| | |
|--------------------------------------|----------------|
| Operating free air temperature range | -40°C to 125°C |
| Storage temperature range | -40°C to 150°C |

SOLDERING INFORMATION¹

| | |
|--------------------------------|---------|
| Peak reflow solder temperature | 250°C |
| Pin finish | Tin dip |
| Moisture sensitivity level | 1 |

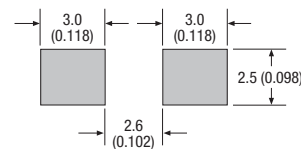
PACKAGE SPECIFICATIONS

Mechanical Dimensions



Package weight: 0.8g Typ.

Recommended Footprint Details



Unless otherwise stated, all dimensions in mm (inches) ± 0.25 (0.010).

Specifications typical at $T_A = 25^\circ\text{C}$

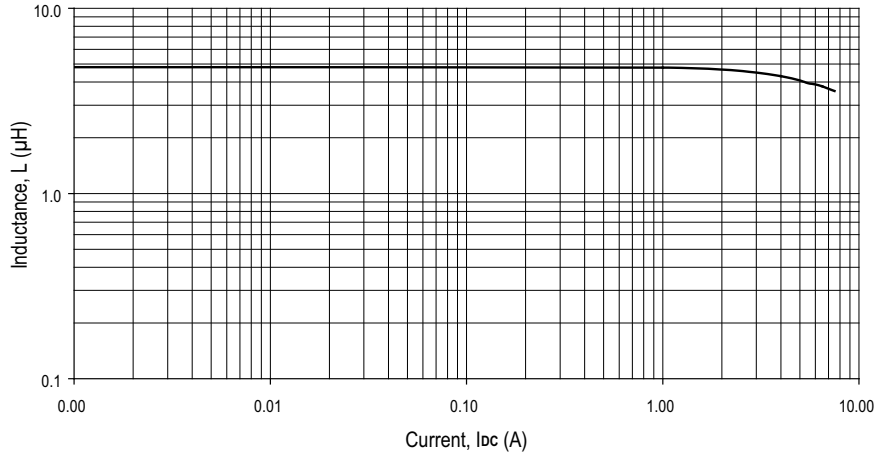
¹ For further information, please visit www.murata-ps.com/rohs

² The maximum DC current is the value at which the inductance falls to 75% of its nominal value or when its temperature rise reaches 40°C, whichever is sooner.



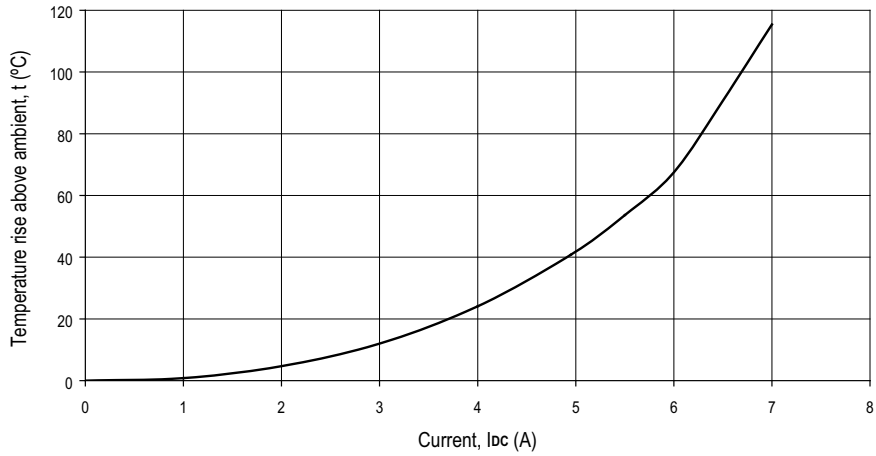
INDUCTANCE Vs CURRENT

36472C
 Typical performance characteristics



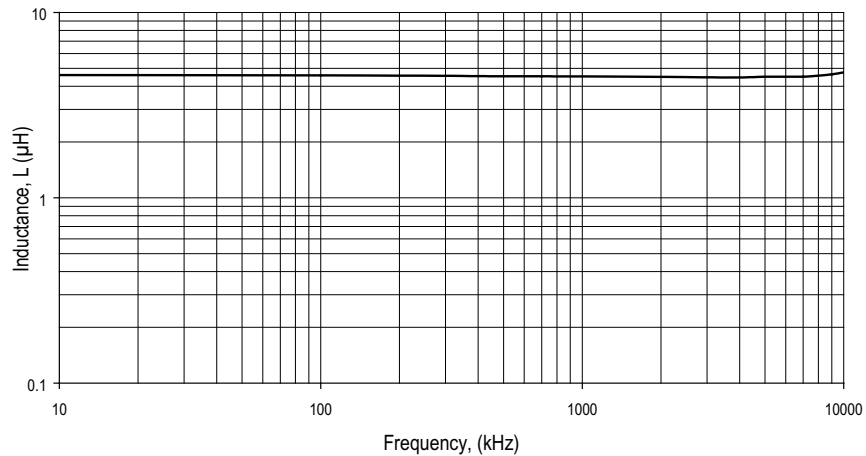
TEMPERATURE Vs CURRENT

36472C
 Typical performance characteristics



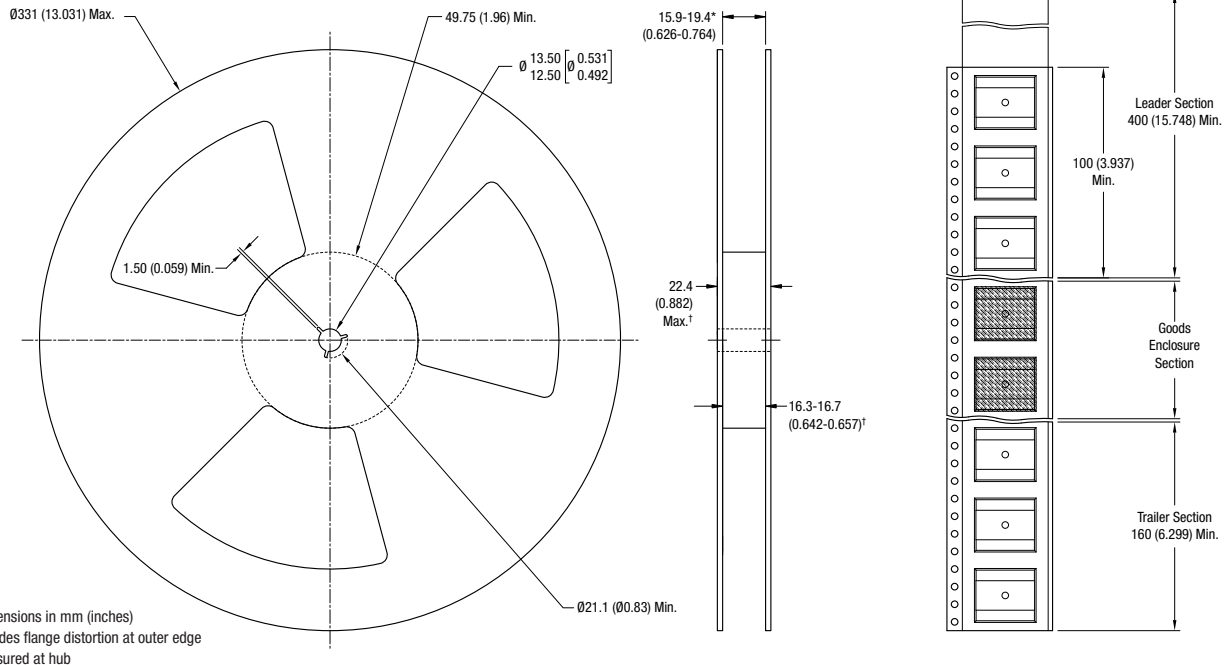
INDUCTANCE Vs FREQUENCY

36472C
 Typical performance characteristics



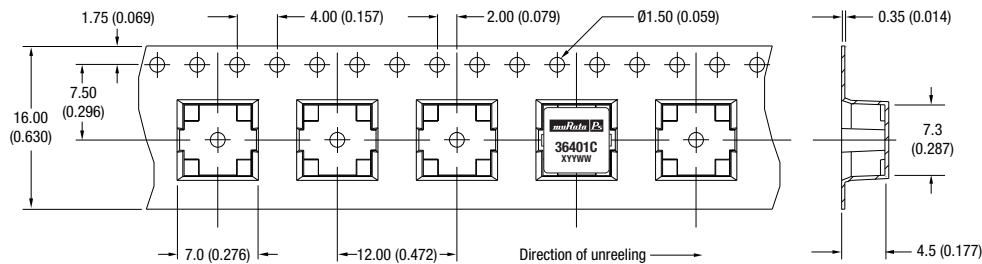
PACKAGE SPECIFICATIONS

Mechanical Dimensions



All dimensions in mm (inches)
 * Includes flange distortion at outer edge
 † Measured at hub

Tape Outline Dimensions



Reel quantity: 1000
 Unless otherwise stated, all dimensions in mm (inches).