查询"SEMIX151GAL12T4S"供应商

SEMiX®1s

Trench IGBT Modules

SEMiX 151GB12T4s

SEMiX 151GAL12T4s

SEMiX 151GAR12T4s

Target Data

Features

- Homogeneous Si
- Trench = Trenchgate technology
- $V_{CE(sat)}$ with positive temperature coefficient
- High short circuit capability

Typical Applications

- AC inverter drives
- UPS
- Electronic Welding

Remarks

- Case temperature limited to T_C=125°C max.
- Product reliability results are valid for T_j=150°C

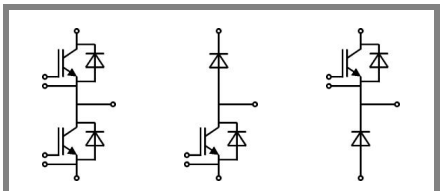

GB GAL GAR

Absolute Maximum Ratings			T_{case} = 25°C, unless otherwise specified	
Symbol	**Conditions**		**Values**	**Units**
IGBT				
V_{CES}	T_j = 25 °C		1200	V
I_C	T_j = 175 °C	T_c = 25 °C	230	A
		T_c = 80 °C	180	A
I_{CRM}	I_{CRM}=3xI_{Cnom}		450	A
V_{GES}			± 20	V
t_{psc}	V_{CC} = 600 V; V_{GE} ≤ 20 V; VCES < 1200 V	T_j = 150 °C	10	µs
Inverse Diode				
I_F	T_j = 175 °C	T_c = 25 °C	190	A
		T_c = 80 °C	140	A
I_{FRM}	I_{FRM}=3xI_{Fnom}		450	A
Module				
$I_{t(RMS)}$			600	A
T_{vj}			- 40 ... + 175	°C
T_{stg}			- 40 ... + 125	°C
V_{isol}	AC, 1 min.		4000	V

Characteristics			T_{case} = 25°C, unless otherwise specified			
Symbol	**Conditions**		**min.**	**typ.**	**max.**	**Units**
IGBT						
$V_{GE(th)}$	V_{GE} = V_{CE}, I_C = 6 mA		5	5,8	6,5	V
I_{CES}	V_{GE} = 0 V, V_{CE} = V_{CES}	T_j = 25 °C				mA
V_{CE0}		T_j = 25 °C		0,8	0,9	V
		T_j = 150 °C		0,7	0,8	V
r_{CE}	V_{GE} = 15 V	T_j = 25°C		6,7	7,3	mΩ
		T_j = 150°C		10	10,7	mΩ
$V_{CE(sat)}$	I_{Cnom} = 150 A, V_{GE} = 15 V	T_j = 25°$C_{chiplev.}$		1,8	2	V
		T_j = 150°$C_{chiplev.}$		2,2	2,4	V
C_{ies}	V_{CE} = 25, V_{GE} = 0 V	f = 1 MHz		9,3		nF
C_{oes}				0,6		nF
C_{res}				0,5		nF
Q_G	V_{GE} = -8 ... +15V			850		nC
R_{Gint}	T_j = 25 °C			5		Ω
$t_{d(on)}$	R_{Gon} = Ω	V_{CC} = V				ns
t_r		I_{Cnom}= A				ns
E_{on}		T_j = 150 °C		17		mJ
$t_{d(off)}$	R_{Goff} = Ω					ns
t_f						ns
E_{off}				17		mJ
$R_{th(j-c)}$	per IGBT				0,19	K/W

 © by SEMIKRON

查询"SEMIX151GAL12T4S"供应商

SEMiX®1s

Trench IGBT Modules

SEMiX 151GB12T4s

SEMiX 151GAL12T4s

SEMiX 151GAR12T4s

Target Data

Features

- Homogeneous Si
- Trench = Trenchgate technology
- $V_{CE(sat)}$ with positive temperature coefficient
- High short circuit capability

Typical Applications

- AC inverter drives
- UPS
- Electronic Welding

Remarks

- Case temperature limited to T_C=125°C max.
- Product reliability results are valid for T_j=150°C

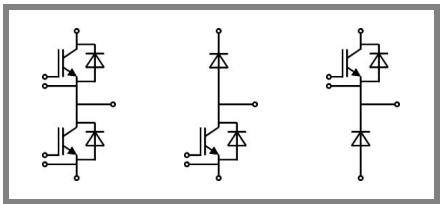

GB GAL GAR

Characteristics						
Symbol	**Conditions**		**min.**	**typ.**	**max.**	**Units**
Inverse Diode						
$V_F = V_{EC}$	I_{Fnom} = 150 A; V_{GE} = 0 V	T_j = 25 °C$_{chiplev.}$		2,15	2,45	V
		T_j = 150 °C$_{chiplev.}$		2,05	2,4	V
V_{F0}		T_j = 25 °C		1,3	1,5	V
		T_j = 150 °C		0,9	1,1	V
r_F		T_j = 25 °C		5,7	6,3	mΩ
		T_j = 150 °C		7,7	8,7	mΩ
I_{RRM}	I_{Fnom} = 150 A	T_j = 150 °C				A
Q_{rr}						µC
E_{rr}	V_{GE} = -15 V; V_{CC} = 600 V			11,3		mJ
$R_{th(j-c)D}$	per diode				0,31	K/W
Module						
L_{CE}				16		nH
$R_{CC'+EE'}$	res., terminal-chip	T_{case}= 25 °C		0,7		mΩ
		T_{case}= 125 °C		1		mΩ
$R_{th(c-s)}$	per module			0,075		K/W
M_s	to heat sink (M5)		3		5	Nm
M_t	to terminals (M6)		2,5		5	Nm
w					150	g
Temperature sensor						
R_{100}	T_c=100°C (R_{25}=5 kΩ)			0,493±5%		kΩ
$B_{100/125}$	$R(T)=R_{100}\exp[B_{100/125}(1/T-1/T_{100})]$; T[K]			3550±2%		K

This is an electrostatic discharge sensitive device (ESDS), international standard IEC 60747-1, Chapter IX.

This technical information specifies semiconductor devices but promises no characteristics. No warranty or guarantee expressed or implied is made regarding delivery, performance or suitability.

 © by SEMIKRON

查询"SEMIX151GAL12T4S"供应商

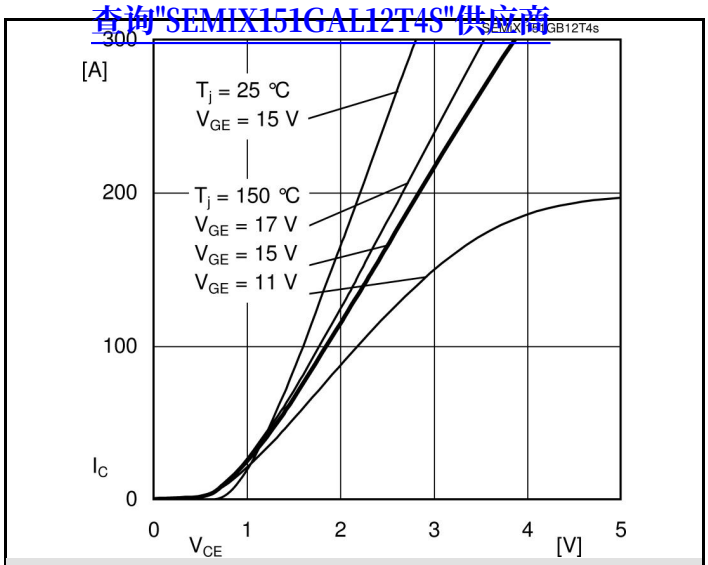

Fig. 1 Typ. output characteristic, inclusive $R_{CC'+EE'}$

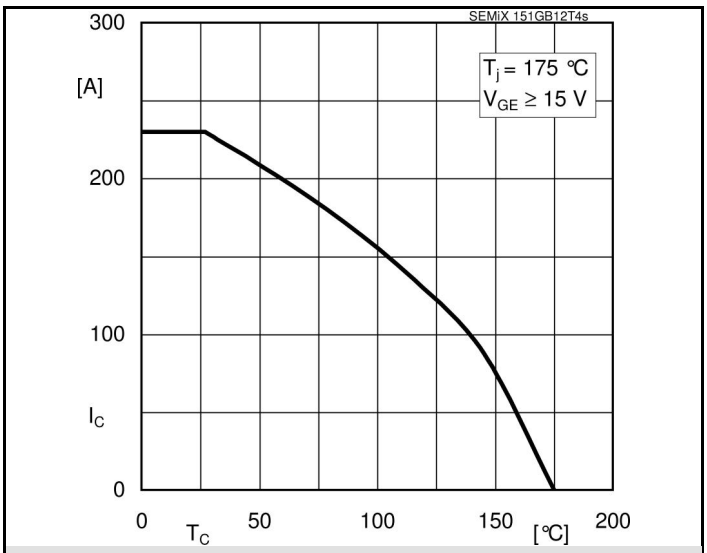

Fig. 2 Rated current vs. temperature $I_C = f(T_C)$

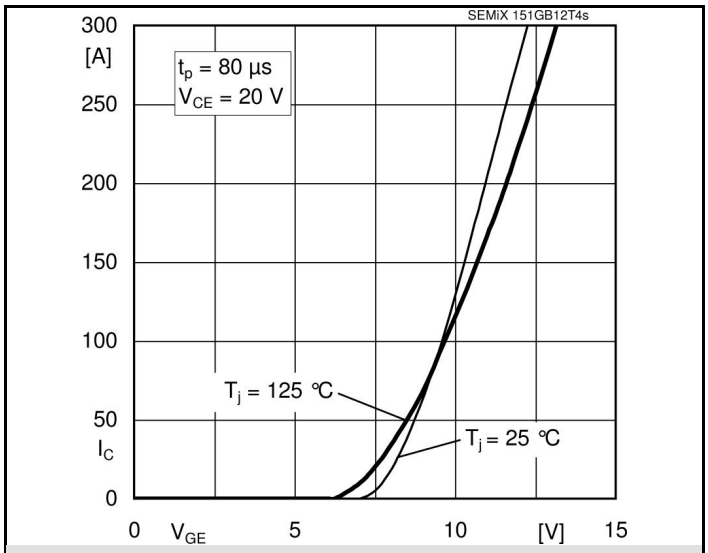

Fig. 5 Typ. transfer characteristic

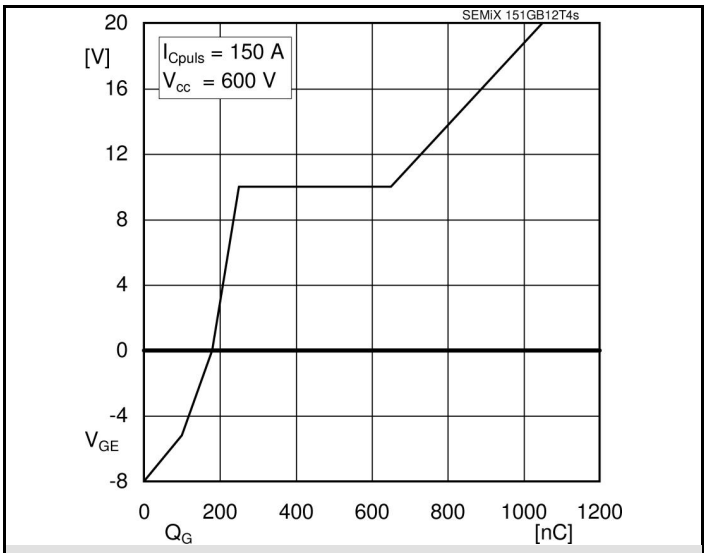

Fig. 6 Typ. gate charge characteristic

 © by SEMIKRON

查询"SEMIX151GAL12T4S"供应商

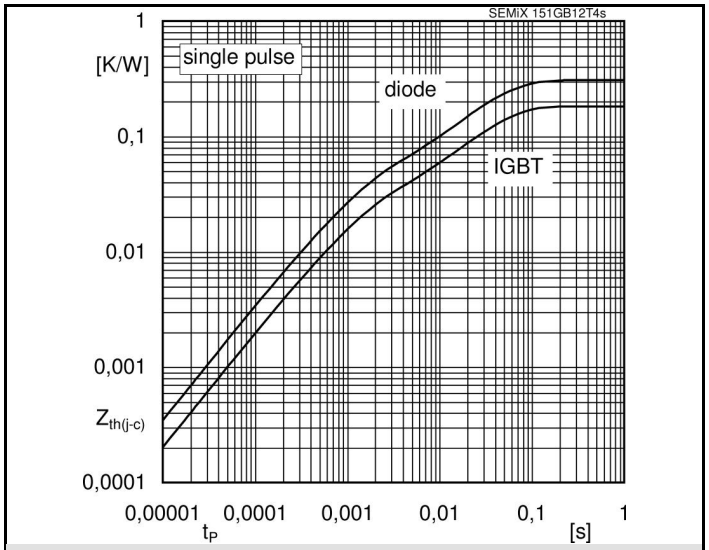

Fig. 9 Typ. transient thermal impedance

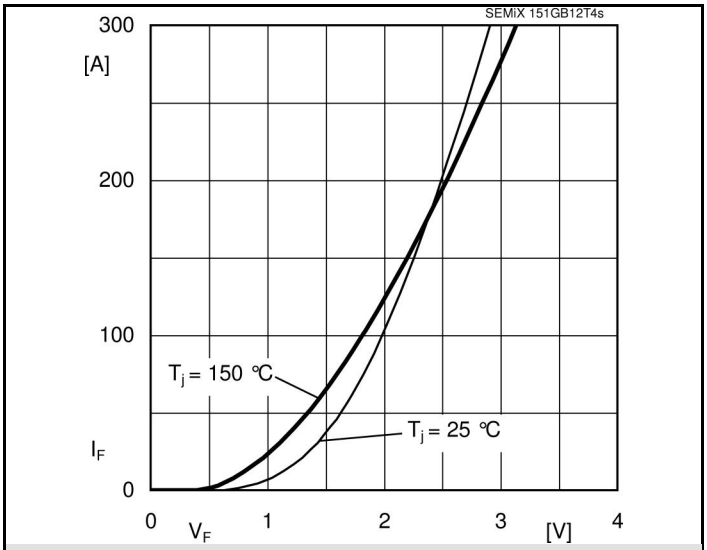

Fig. 10 Typ. CAL diode forward charact., incl. $R_{CC'+EE'}$

 © by SEMIKRON

查询"SEMIX151GAL12T4S"供应商

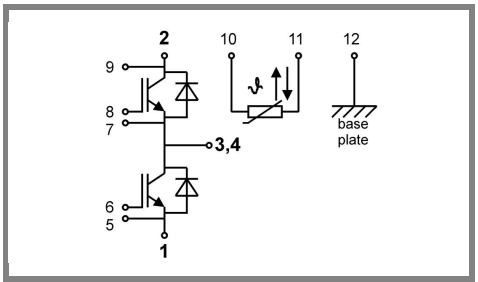

Pinout GB

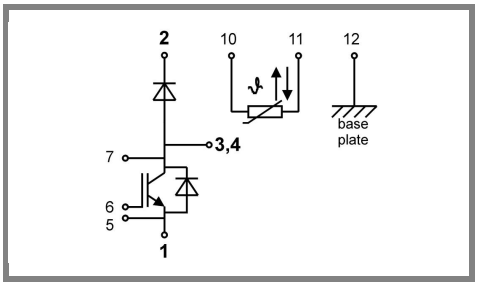

Pinout GAL

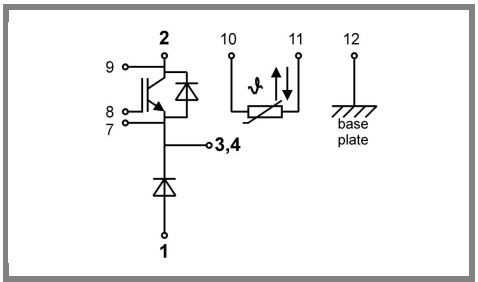

Pinout GAR

 © by SEMIKRON