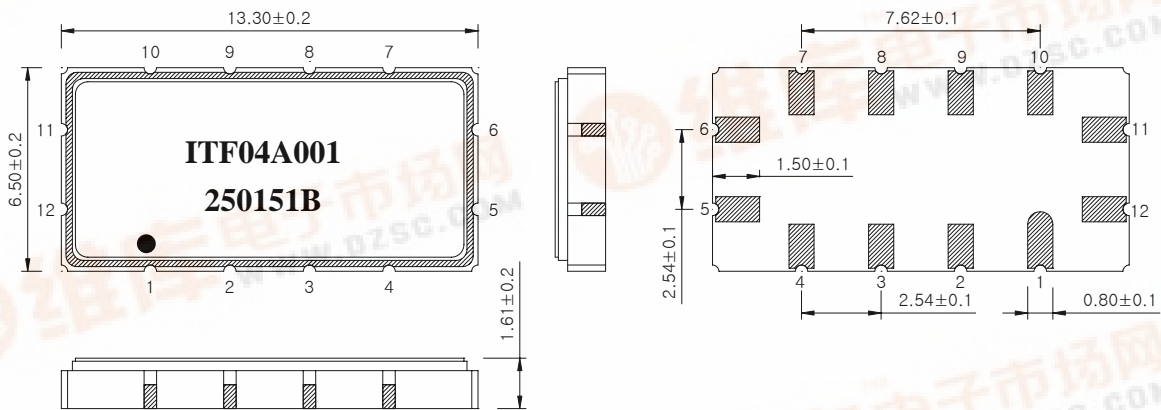


# SAW Bandpass Filter 250151B

## 1. Features

- IF Bandpass Filter
- Low-Loss Filter
- Single-Ended Operation
- Ceramic Surface Mount Device (SMD) Package
- Maximum Storage Temperature Range : -40°C ~ 85°C
- Electrostatics Sensitive Device (ESD)

## 2. Package Dimensions



Package : S1365

Dimensions shown are nominal in millimeters

Body : Al<sub>2</sub>O<sub>3</sub> Ceramic

Lid : Kovar, Ni Plated

Terminations : Au plating 0.3 ~ 1.0 um, Over a 1.27 ~ 8.89 um Ni Plating

Pad Configuration	
11	Input
5	Output
6, 12	Ground
Other	Case ground

	<b>ITF Co., Ltd.</b> 102-901, Bucheon Technopark 364, Samjeong-Dong, Ojeong-Gu, Bucheon-City, Gyeonggi-Do, Korea 421-809	Part No.	250151B	
		Rev. Date	2004-03-23	
		Rev.	NW4004-CS01	1/5

## SAW Bandpass Filter 250151B

### 3. Specifications

F<sub>o</sub> = 140 MHz


Terminating source impedance : 50Ω and matching network

Terminating load impedance : 50Ω and matching network

Operating Temperature Range : -35°C ~ +75°C		Minimum	Typical	Maximum
Center Frequency	MHz	139.8	140.0	140.2
Insertion Loss	dB	-	11.5	15.0
1dB Bandwidth	MHz	-	1.45	-
3dB Bandwidth	MHz	1.9	2.0	2.2
40dB Bandwidth	MHz	-	3.6	3.9
Amplitude Ripple (F <sub>o</sub> +/- 0.5 MHz)	dB	-	0.6	1.5
Group Delay Variation (F <sub>o</sub> +/- 0.5 MHz)	nsec	-	170	300
Absolute Delay	usec	-	1.6	-
Ultimate Rejection	dB	40	45	-
Temperature Coefficient of Frequency	ppm/°C	-	-23.0	-

#### Notes :

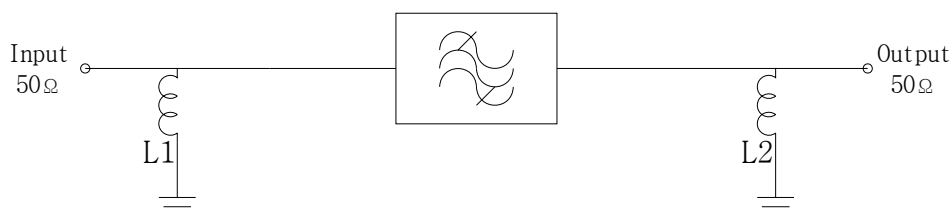
- 1) All specifications are based on the matching schematic shown below
- 2) All specifications are measured by Agilent Network analyzer and full 2 port calibration
- 3) Electrical margin has been built into the design to account for the variations due to temperature drift and manufacturing tolerances
- 4) All attenuation measurements are measured relative to insertion loss

 Integrated Technology Future	<b>ITF Co., Ltd.</b> 102-901, Bucheon Technopark 364, Samjeong-Dong, Ojeong-Gu, Bucheon-City, Gyeonggi-Do, Korea 421-809	Part No.	250151B	
		Rev. Date	2004-03-23	
		Rev.	NW4004-CS01	2/5

## SAW Bandpass Filter 250151B

### 4. Matching Schematic

( Actual matching values may vary due to PCB layout and parasitics )



$$L1 = L2 = 33 \text{ nH}$$

### 5. Marking Configuration

ITF<sup>1)</sup>04A001<sup>2)</sup>

250151B<sup>3)</sup>


●<sup>4)</sup>

1) Manufacturer name

2) Lot Number

3) Part Number

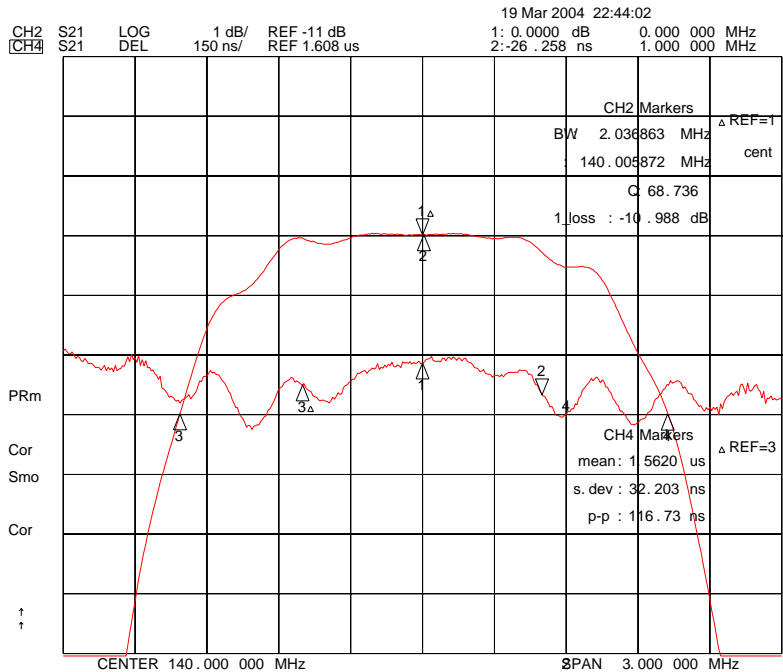
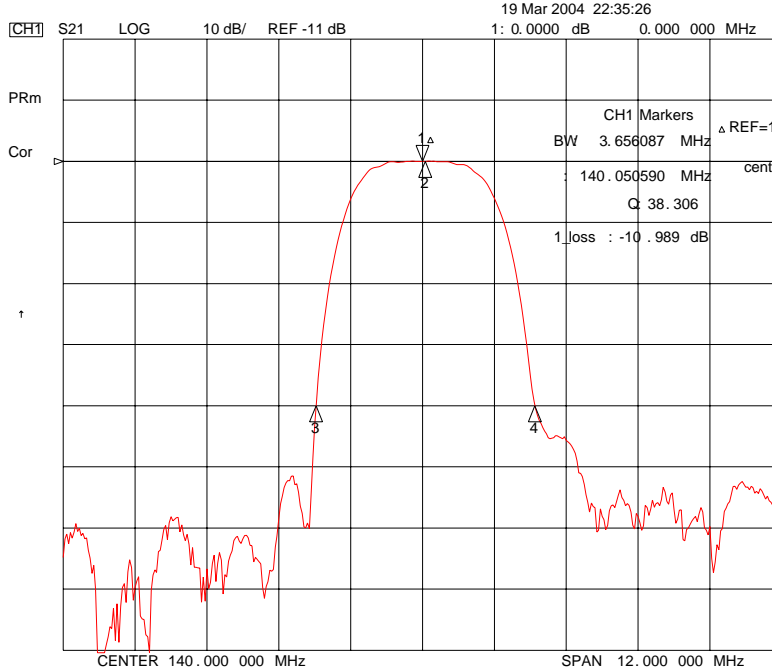
4) Pad Number 1 Index

	<b>ITF Co., Ltd.</b> 102-901, Bucheon Technopark 364, Samjeong-Dong, Ojeong-Gu, Bucheon-City, Gyeonggi-Do, Korea 421-809	Part No.	250151B	
		Rev. Date	2004-03-23	
		Rev.	NW4004-CS01	3/5

# SAW Bandpass Filter 250151B

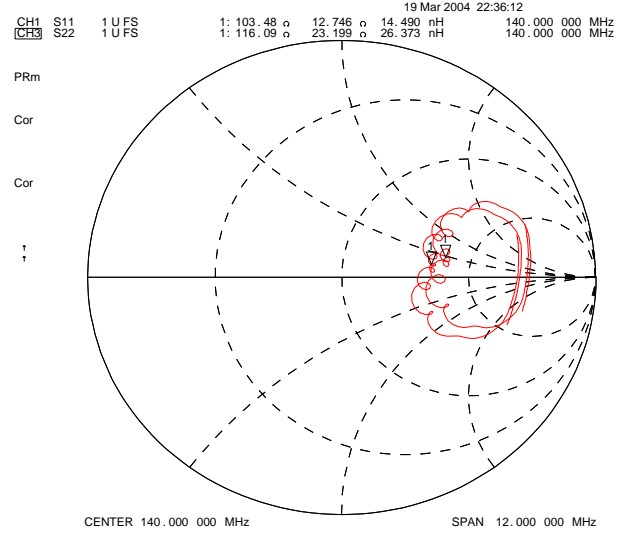
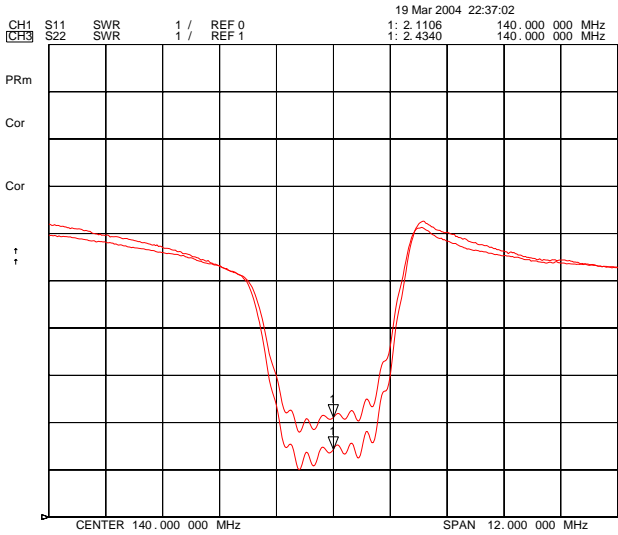
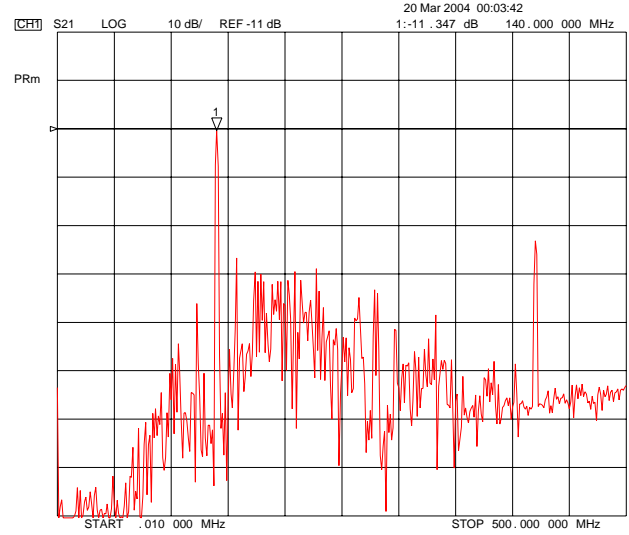
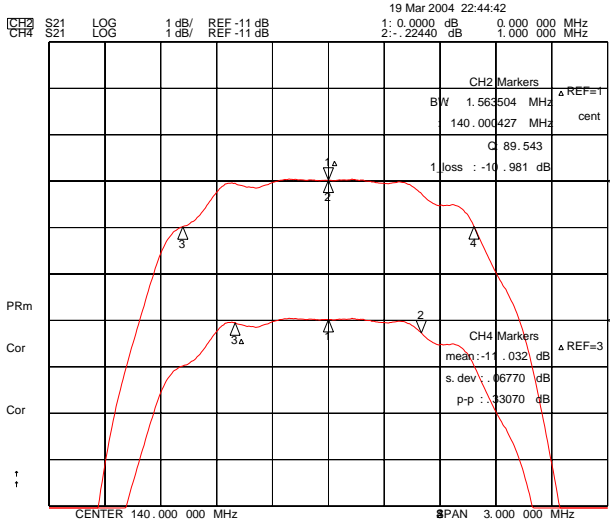


## 6. Typical Performance ( at +25°C )



	<b>ITF Co., Ltd.</b> 102-901, Bucheon Technopark 364, Samjeong-Dong, Ojeong-Gu, Bucheon-City, Gyeonggi-Do, Korea 421-809	Part No.	250151B	
		Rev. Date	2004-03-23	
		Rev.	NW4004-CS01	4/5

# SAW Bandpass Filter 250151B



**ITF Co., Ltd.**  
 102-901, Bucheon Technopark 364,  
 Samjeong-Dong, Ojeong-Gu, Bucheon-City,  
 Gyeonggi-Do, Korea 421-809

Part No.	250151B	
Rev. Date	2004-03-23	
Rev.	NW4004-CS01	5/5