查询"SKM400GB128D_06"供应商

SEMITRANS® 3

SPT IGBT Module

SKM 400GB128D

SKM 400GAL128D

SKM 400GAR128D

Features

- Homogeneous Si
- SPT = Soft-Puch-Through technology
- V_{CEsat} with positive temperature coefficient
- High short circuit capability, self limiting to 6 x I_c

Typical Applications

- AC inverter drives
- UPS
- Electronic welders at f_{sw} up to 20kHz

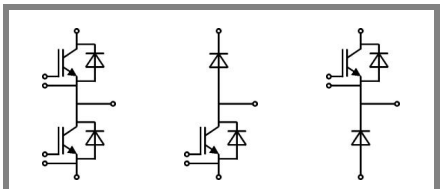

GB GAL GAR

Absolute Maximum Ratings			T_c = 25 °C, unless otherwise specified	
Symbol	**Conditions**		**Values**	**Units**
IGBT				
V_{CES}	T_j = 25 °C		1200	V
I_C	T_j = 150 °C	T_c = 25 °C	565	A
		T_c = 80 °C	400	A
I_{CRM}	I_{CRM}=2xI_{Cnom}		600	A
V_{GES}			± 20	V
t_{psc}	V_{CC} = 600 V; $V_{GE} \leq$ 20 V; VCES < 1200 V	T_j = 125 °C	10	µs
Inverse Diode				
I_F	T_j = 150 °C	T_{case} = 25 °C	390	A
		T_{case} = 80 °C	260	A
I_{FRM}	I_{FRM}=2xI_{Fnom}		600	A
I_{FSM}	t_p = 10 ms; sin.	T_j = 150 °C	2880	A
Freewheeling Diode				
I_F	T_j = 150 °C	T_{case} = 25 °C	390	A
		T_{case} = 80 °C	260	A
I_{FRM}	I_{FRM}=2xI_{Fnom}		600	A
I_{FSM}	t_p = 10 ms; sin	T_j = 150 °C	2880	A
Module				
$I_{t(RMS)}$			500	A
T_{vj}			- 40 ... + 150	°C
T_{stg}			- 40 ... + 125	°C
V_{isol}	AC, 1 min.		4000	V

Characteristics			T_c = 25 °C, unless otherwise specified			
Symbol	**Conditions**		**min.**	**typ.**	**max.**	**Units**
IGBT						
$V_{GE(th)}$	V_{GE} = V_{CE}, I_C = 12 mA		4,5	5,5	6,45	V
I_{CES}	V_{GE} = 0 V, V_{CE} = V_{CES}	T_j = 25 °C		0,2	0,6	mA
V_{CE0}		T_j = 25 °C		1	1,15	V
		T_j = 125 °C		0,9	1,05	V
r_{CE}	V_{GE} = 15 V	T_j = 25°C		3	4	mΩ
		T_j = 125°C		4	5	mΩ
$V_{CE(sat)}$	I_{Cnom} = 300 A, V_{GE} = 15 V	T_j = 25°$C_{chiplev.}$		1,9	2,35	V
		T_j = 125°$C_{chiplev.}$		2,1	2,55	V
C_{ies}	V_{CE} = 25, V_{GE} = 0 V	f = 1 MHz		26		nF
C_{oes}				3		nF
C_{res}				3		nF
Q_G	V_{GE} = -8V - +20V			3700		nC
R_{Gint}	T_j = 25 °C			1,25		Ω
$t_{d(on)}$	R_{Gon} = 4,7 Ω	V_{CC} = 600V		110		ns
t_r		I_{Cnom}= 300A		60		ns
E_{on}		T_j = 125 °C		32		mJ
$t_{d(off)}$	R_{Goff} = 4,7 Ω	V_{GE} = ± 15V		800		ns
t_f				60		ns
E_{off}				31		mJ
$R_{th(j-c)}$	per IGBT				0,055	K/W

 © by SEMIKRON

查询"SKM400GB128D_06"供应商

SEMITRANS® 3

SPT IGBT Module

SKM 400GB128D

SKM 400GAL128D

SKM 400GAR128D

Features

- Homogeneous Si
- SPT = Soft-Puch-Through technology
- V_{CEsat} with positive temperature coefficient
- High short circuit capability, self limiting to 6 x I_c

Typical Applications

- AC inverter drives
- UPS
- Electronic welders at f_{sw} up to 20kHz

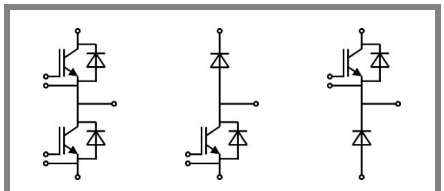

GB GAL GAR

Characteristics						
Symbol	**Conditions**		**min.**	**typ.**	**max.**	**Units**
Inverse Diode						
$V_F = V_{EC}$	I_{Fnom} = 300 A; V_{GE} = 0 V	T_j = 25 °C$_{chiplev.}$		2	2,5	V
		T_j = 125 °C$_{chiplev.}$		1,8		V
V_{F0}		T_j = 25 °C		1,1	1,2	V
r_F		T_j = 25 °C		3	4,3	mΩ
I_{RRM}	I_{Fnom} = 300 A	T_j = 125 °C		176		A
Q_{rr}	di/dt = 2400 A/µs			40		µC
E_{rr}	V_{GE} = -15 V; V_{CC} = 600 V			16		mJ
$R_{th(j-c)D}$	per diode				0,125	K/W
FWD						
$V_F = V_{EC}$	I_{Fnom} = 300 A; V_{GE} = 0 V	T_j = 25 °C$_{chiplev.}$		2	2,5	V
		T_j = 125 °C$_{chiplev.}$		1,8		V
V_{F0}		T_j = 25 °C		1,1	1,2	V
r_F		T_j = 25 °C		3	4,3	V
I_{RRM}	I_{Fnom} = 300 A	T_j = 125 °C		176		A
Q_{rr}	di/dt = 2400 A/µs			40		µC
E_{rr}	V_{GE} = -15 V; V_{CC} = 600 V			16		mJ
$R_{th(j-c)D}$	per diode				0,125	K/W
Module						
L_{CE}				15	20	nH
$R_{CC'+EE'}$	res., terminal-chip	T_{case}= 25 °C		0,35		mΩ
		T_{case}= 125 °C		0,5		mΩ
$R_{th(c-s)}$	per module				0,038	K/W
M_s	to heat sink M6		3		5	Nm
M_t	to terminals M6		2,5		5	Nm
w					325	g

This is an electrostatic discharge sensitive device (ESDS), international standard IEC 60747-1, Chapter IX.

This technical information specifies semiconductor devices but promises no characteristics. No warranty or guarantee expressed or implied is made regarding delivery, performance or suitability.

 © by SEMIKRON

查询"SKM400GB128D_06"供应商

SEMITRANS® 3

SPT IGBT Module

SKM 400GB128D

SKM 400GAL128D

SKM 400GAR128D

Features

- Homogeneous Si
- SPT = Soft-Puch-Through technology
- V_{CEsat} with positive temperature coefficient
- High short circuit capability, self limiting to 6 x I_c

Typical Applications

- AC inverter drives
- UPS
- Electronic welders at f_{sw} up to 20kHz

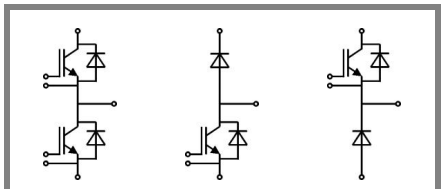

GB GAL GAR

Z_{th} Symbol	Conditions	Values	Units
$Z_{th(j-c)I}$			
R_i	i = 1	37	mk/W
R_i	i = 2	14	mk/W
R_i	i = 3	3,45	mk/W
R_i	i = 4	0,55	mk/W
tau_i	i = 1	0,0744	s
tau_i	i = 2	0,0078	s
tau_i	i = 3	0,0024	s
tau_i	i = 4	0,0002	s
$Z_{th(j-c)D}$			
R_i	i = 1	75	mk/W
R_i	i = 2	38	mk/W
R_i	i = 3	10,6	mk/W
R_i	i = 4	1,4	mk/W
tau_i	i = 1	0,0386	s
tau_i	i = 2	0,0201	s
tau_i	i = 3	0,001	s
tau_i	i = 4	0,003	s

 © by SEMIKRON

查询"SKM400GB128D_06"供应商

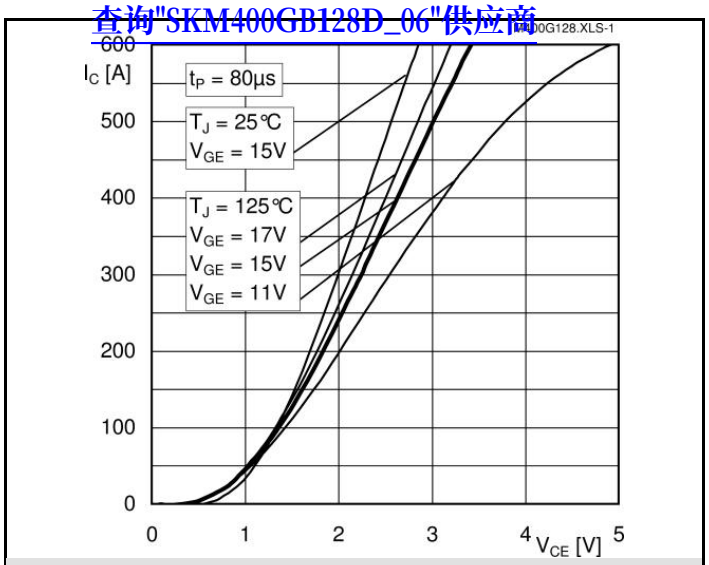

Fig. 1 Typ. output characteristic, inclusive $R_{CC'+EE'}$

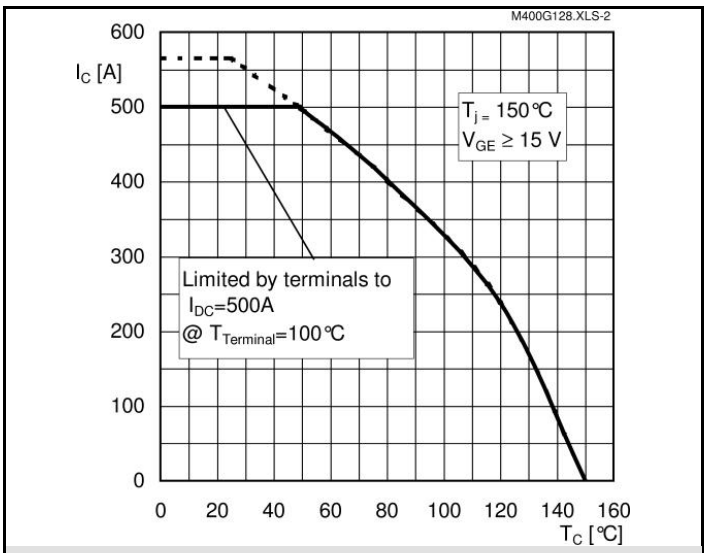

Fig. 2 Rated current vs. temperature $I_C = f(T_C)$

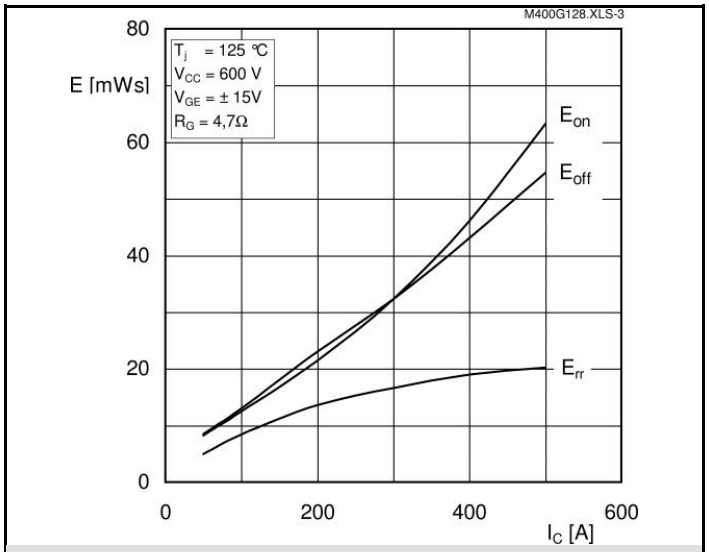

Fig. 3 Typ. turn-on /-off energy = f (I_C)

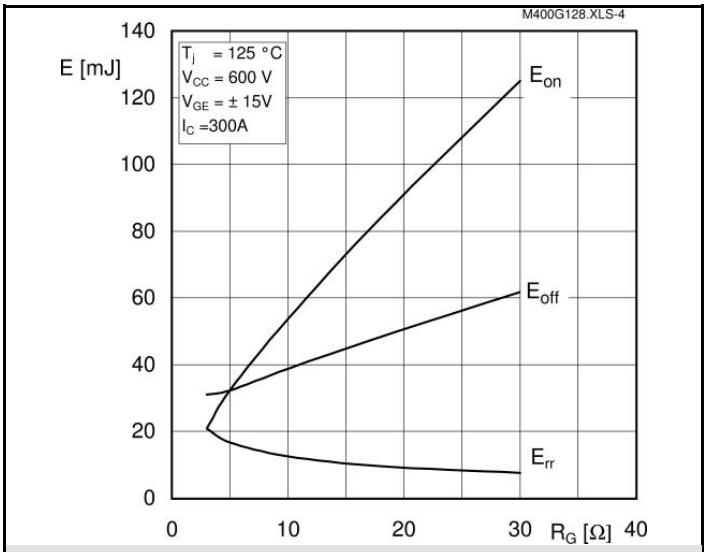

Fig. 4 Typ. turn-on /-off energy = f (R_G)

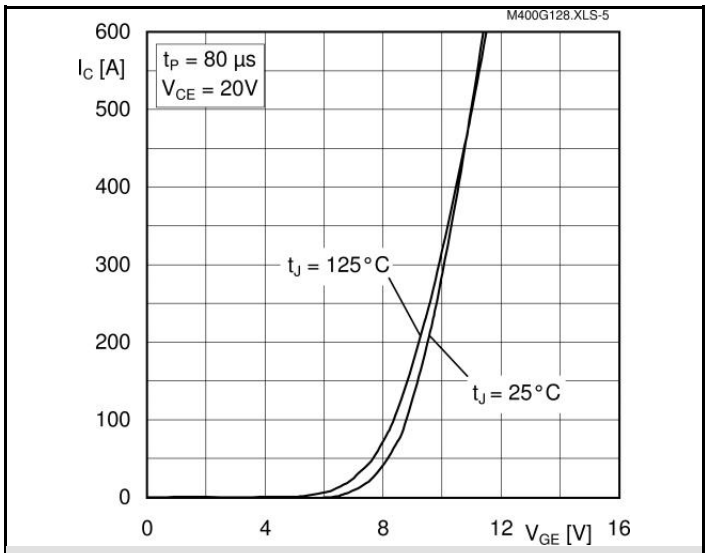

Fig. 5 Typ. transfer characteristic

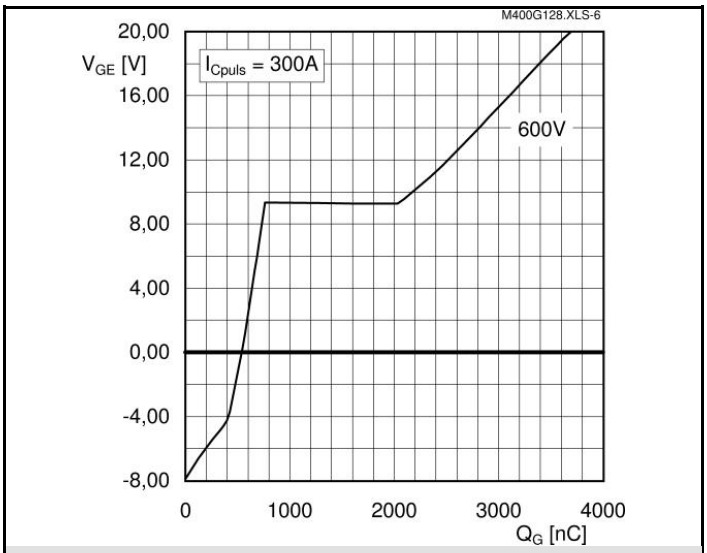

Fig. 6 Typ. gate charge characteristic

 © by SEMIKRON

查询"SKM400GB128D_06"供应商

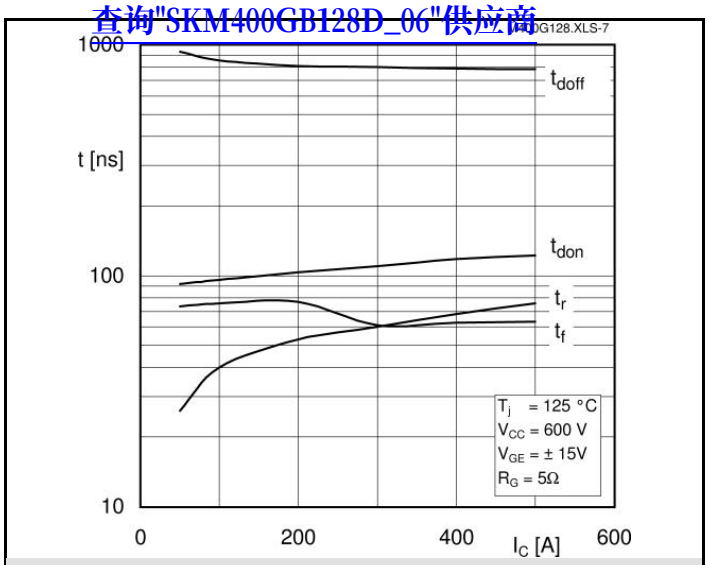

Fig. 7 Typ. switching times vs. I_C

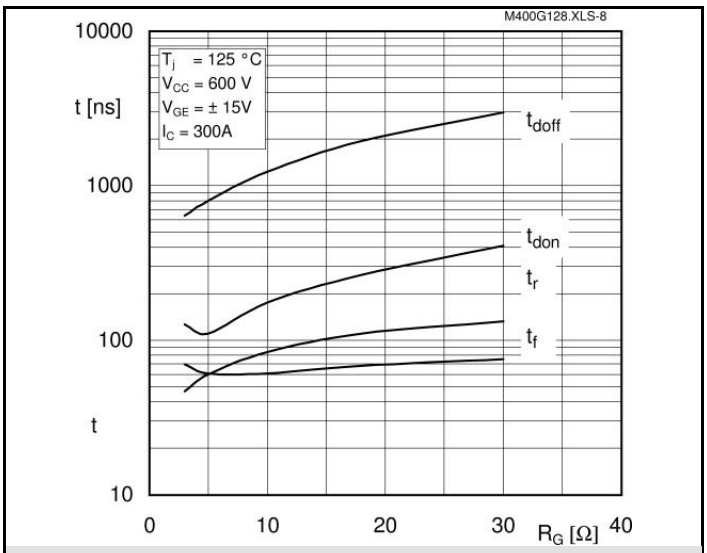

Fig. 8 Typ. switching times vs. gate resistor R_G

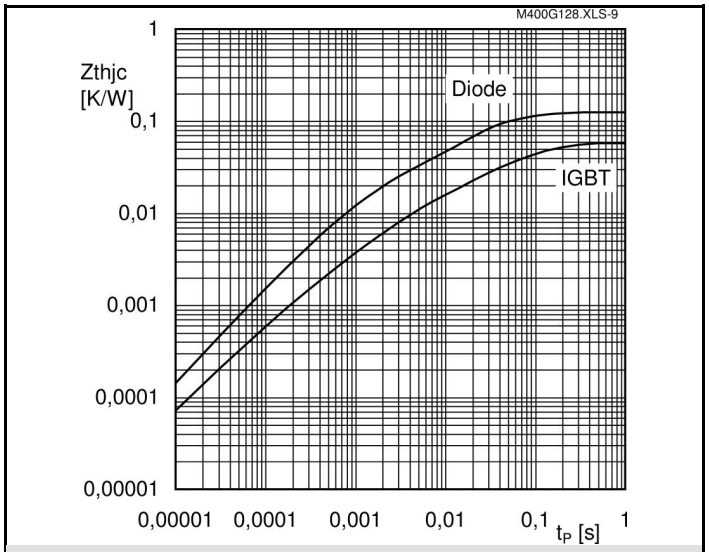

Fig. 9 Transient thermal impedance

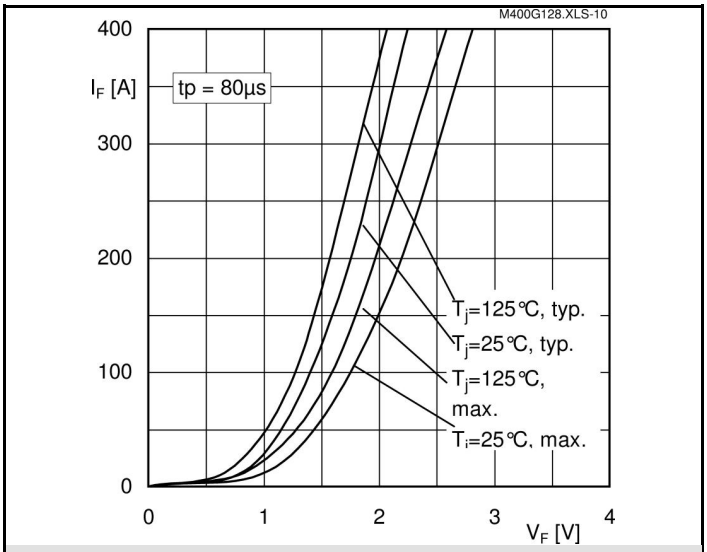

Fig. 10 CAL diode forward characteristic

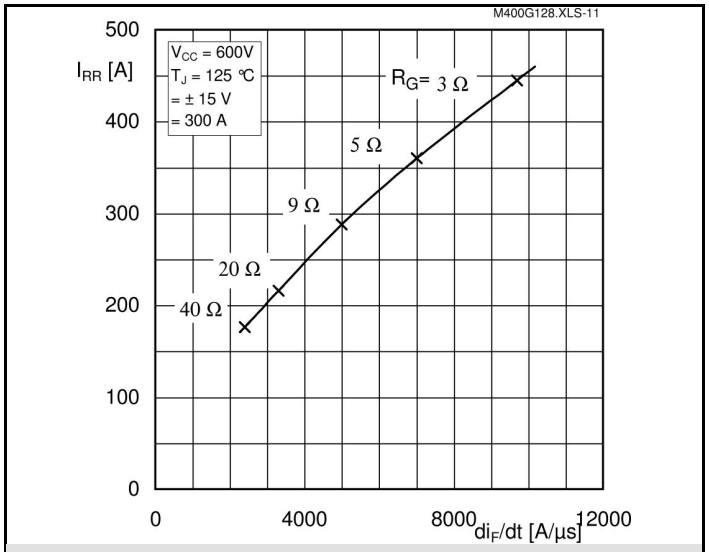

Fig. 11 Typ. CAL diode peak reverse recovery current

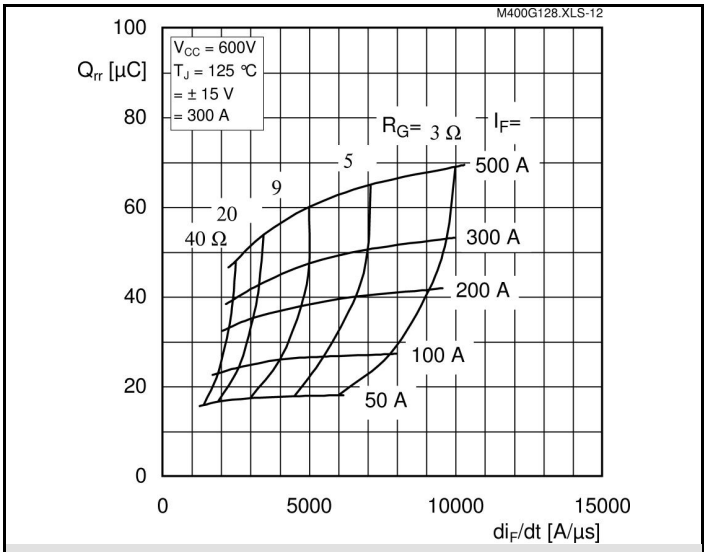

Fig. 12 Typ. CAL diode peak reverse recovery charge

 © by SEMIKRON

查询"SKM400GB128D_06"供应商

UL Recognized File 63 532

CASED56

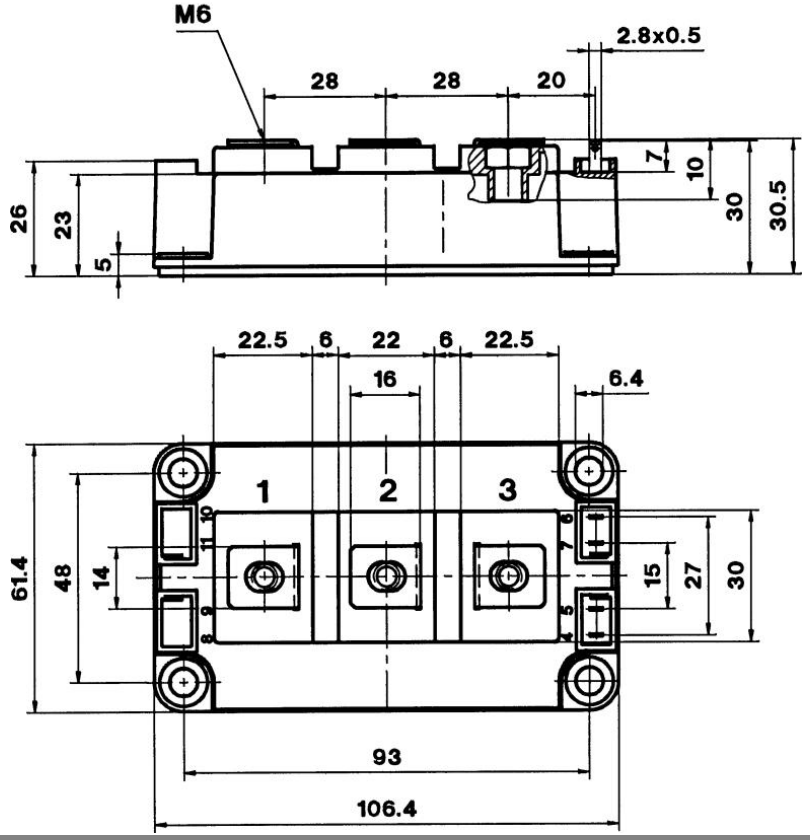

Case D 56

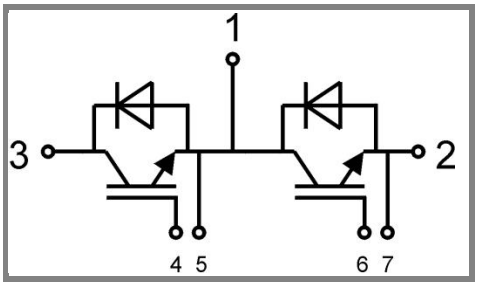

GB Case D 56

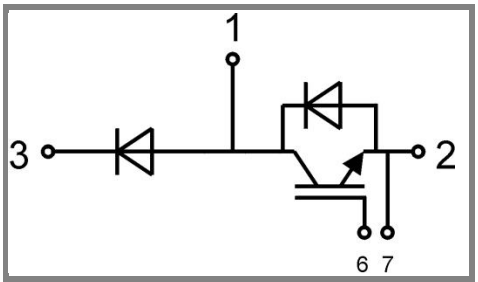

GAL Case D 57

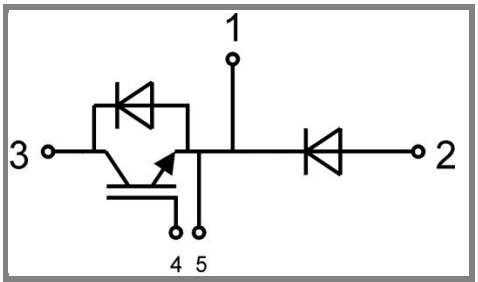

GAR Case D 58

 © by SEMIKRON