

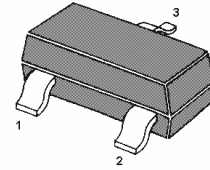
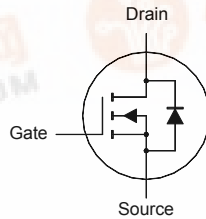
MMBT7002

查询"MMBT7002"供应商

N-Channel Enhancement Mode Field Effect Transistor

Features

- High density cell design for low $R_{DS(ON)}$
- Voltage controlled small signal switching
- High saturation current capability
- High speed switching



1.Gate 2.Source 3.Drain
SOT-23 Plastic Package

Absolute Maximum Ratings ($T_a = 25\text{ }^\circ\text{C}$)

Parameter	Symbol	Value	Unit
Drain-Source Voltage	V_{DSS}	60	V
Drain-Gate Voltage ($R_{GS} \leq 1M\Omega$)	V_{DGR}	60	V
Gate-Source Voltage -Continuous -Non Repetitive ($t_p < 50\ \mu s$)	V_{GSS}	± 20 ± 40	V
Maximum Drain Current -Continuous -Pulsed	I_D	115 800	mA
Total Power Dissipation	P_{tot}	200	mW
Operating and Storage Temperature Range	T_J, T_s	- 55 to + 150	$^\circ\text{C}$

Characteristics at $T_a = 25\text{ }^\circ\text{C}$

Parameter	Symbol	Min.	Max.	Unit
Drain Source Breakdown Voltage at $I_D = 10\ \mu A$	BV_{DSS}	60	-	V
Zero Gate Voltage Drain Current at $V_{DS} = 60\text{ V}$	I_{DSS}	-	1	μA
Gate-Body Leakage Current at $V_{GS} = \pm 20\text{ V}$	$\pm I_{GSS}$	-	100	nA
Gate Threshold Voltage at $V_{DS} = V_{GS}, I_D = 250\ \mu A$	$V_{GS(th)}$	1	2.5	V
On-State Drain Current at $V_{GS} = 10\text{ V}, V_{DS} = 7.5\text{ V}$	$I_{D(ON)}$	500	-	mA
Drain-Source On-Voltage at $V_{GS} = 10\text{ V}, I_D = 500\text{ mA}$ at $V_{GS} = 5\text{ V}, I_D = 50\text{ mA}$	$V_{DS(ON)}$	- -	3.75 1.5	V V
Static Drain-Source On-Resistance at $V_{GS} = 10\text{ V}, I_D = 500\text{ mA}$	$R_{DS(ON)}$	-	7.5	Ω
Forward Transconductance at $V_{DS} = 10\text{ V}, I_D = 200\text{ mA}$	g_{FS}	80	-	mS
Input Capacitance at $V_{DS} = 25\text{ V}, f = 1\text{ MHz}$	C_{iss}	-	50	pF
Output Capacitance at $V_{DS} = 25\text{ V}, f = 1\text{ MHz}$	C_{oss}	-	25	pF
Reverse Transfer Capacitance at $V_{DS} = 25\text{ V}, f = 1\text{ MHz}$	C_{rss}	-	5	pF
Turn-On Time at $V_{DD} = 30\text{ V}, R_L = 150\ \Omega, I_D = 0.2\text{ A}, V_{GS} = 10\text{ V}, R_{GEN} = 25\ \Omega$	t_{on}	-	20	ns
Turn-Off Time at $V_{DD} = 30\text{ V}, R_L = 150\ \Omega, I_D = 0.2\text{ A}, V_{GS} = 10\text{ V}, R_{GEN} = 25\ \Omega$	t_{off}	-	20	ns


SEMTECH ELECTRONICS LTD.

(Subsidiary of Sino-Tech International Holdings Limited, a company listed on the Hong Kong Stock Exchange, Stock Code: 724)



ISO/TS 16949 : 2002 Certificate No. 05103
ISO 14001:2004 Certificate No. 7116
ISO 9001:2000 Certificate No. 0506098

Dated: 25/12/2007



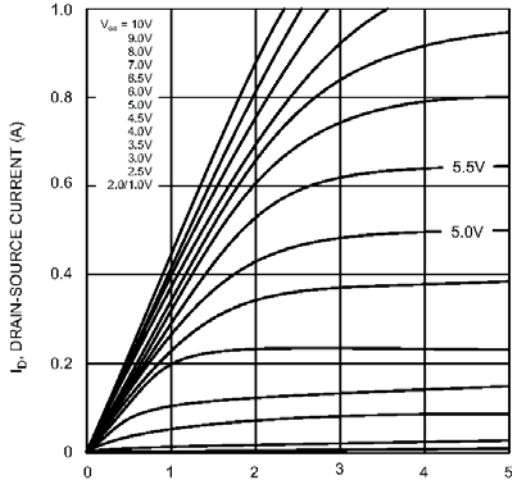


Fig. 1 On-Region Characteristics

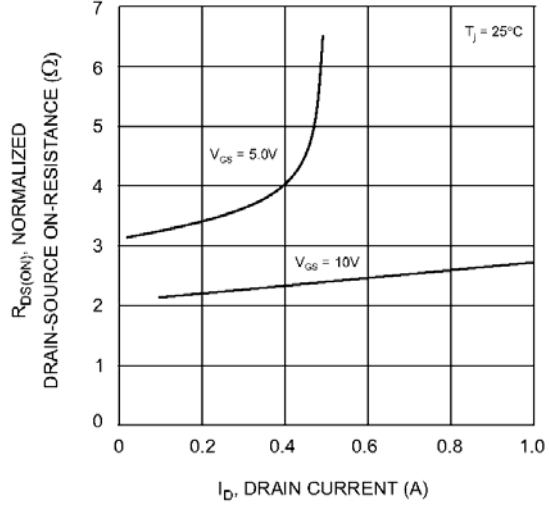


Fig. 2 On-Resistance vs Drain Current

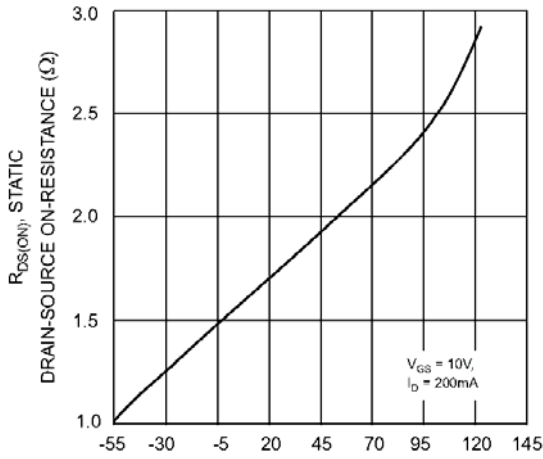


Fig. 3 On-Resistance vs Junction Temperature

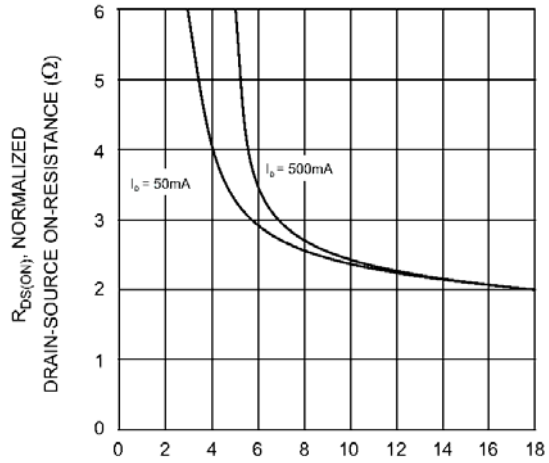
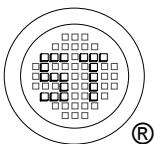


Fig. 4 On-Resistance vs. Gate-Source Voltage



SEMTECH ELECTRONICS LTD.

(Subsidiary of Sino-Tech International Holdings Limited, a company listed on the Hong Kong Stock Exchange, Stock Code: 724)



ISO/TS 16949 : 2002
Certificate No. 05103



ISO 14001:2004
Certificate No. 7116



ISO 9001:2000
Certificate No. 0506098