

Shock-Safe Fuseholder, 5 x 20 mm, Fingerrip, horizontal, PC1

[查询"0031.3501"供应商](#)

Fingerrip

250 VAC · 1.6W/6.3A


**Description**

- Shocksafe Category PC1

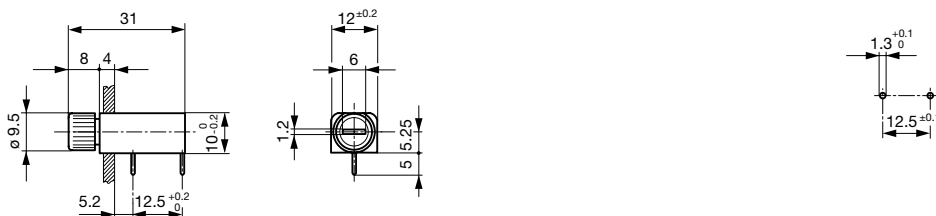
**Standards**

- IEC 60127-6

**References**[General Product Information](#)**Weblinks**[Approvals](#), [RoHS](#), [CHINA-RoHS](#), [e-Store](#), [Distributor-Stock-Check](#), [Accessories](#), [Product Change Notification \(PCN\)](#)**Technical Data**

Shocksafe Category	PC1
Fuse-Link	5 x 20 mm
Mounting	PCB
Terminal	Solder THT
Rated Voltage	250VAC
Rated Current	6.3A
Rated Power Acceptance IEC	1.6W / 6.3A @ Ta 23°C
	Admissible power acceptance at higher ambient temperature see derating curves
Degree of Protection	IP 40
Protection Class	Suitable for appliances with protection class 1 or 2 acc. to IEC 61140
Admissible Ambient Air Temp.	-40°C to 85°C
Climatic Category	40/085/21 acc. to IEC 60068-1
Material: Socket	Thermoplastic, UL 94V-0
Material: Cap	Thermoset, UL 94V-0
Material: Terminals	Tin-Plated Copper Alloy
Unit Weight (Socket/Cap)	4.7 g
Storage Conditions	0°C to 60°C, max. 70% r.h.
Product Marking	 Voltage, Current, Approvals

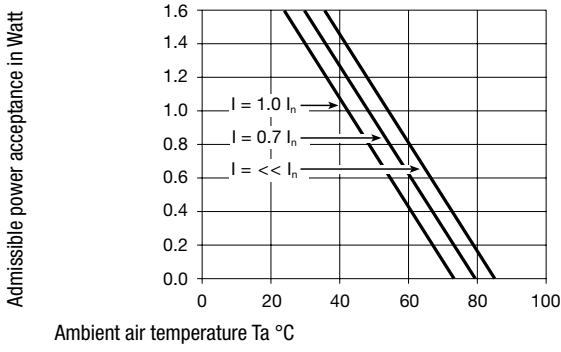
Soldering Methods	Wave
Solderability	235°C / 2 sec acc. to IEC 60068-2-20, Test Ta, method 1
Resistance to Soldering Heat	260°C / 10 sec acc. to IEC 60068-2-20, Test Tb, method 1A
Contact Resistance	< 5 mΩ at 20 mV
Dielectric Strength	> 3kV between L-N (50Hz; 1 min)
Impulse Withstand Voltage	> 4kV between L-N
Insulation Resistance	> 10 MΩ between L-N (500VDC; 1 min)
Overvoltage Category	I - III acc. to IEC 60664-1
Pollution Degree	1 - 3 acc. to IEC 60664-1

**Abmessungen**
 31 mm


Drilling diagram

查询"0031.3501"供应商

Derating Curves for Fuseholders



Variants

Holder	Cap	Terminal	Degree of Protection	Order Number
●	Slot Knob	Straight	IP 40	0031.3501

Packaging Unit Bulk (100 pcs.)