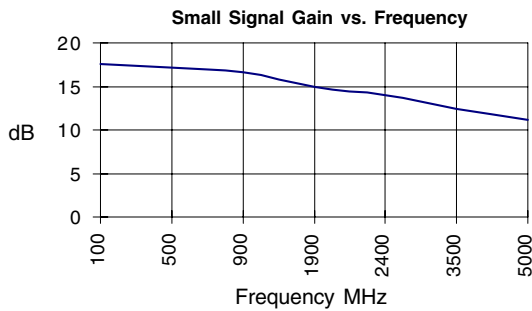




Product Description

Stanford Microdevices' SGA-5386 is a high performance cascadeable 50-ohm amplifier designed for operation at voltages as low as 3.6V. This RFIC uses the latest Silicon Germanium Heterostructure Bipolar Transistor (SiGe HBT) process featuring 1 micron emitters with F_T up to 65 GHz.

This circuit uses a darlington pair topology with resistive feedback for broadband performance as well as stability over its entire temperature range. Internally matched to 50 ohm impedance, the SGA-5386 requires only DC blocking and bypass capacitors for external components.



Electrical Specifications at $T_a = 25^\circ\text{C}$

Symbol	Parameters: Test Conditions: $Z_0 = 50 \text{ Ohms}$, $f = \text{DC-3200MHz}$		Units	Min.	Typ.	Max.
P_{1dB}	Output Power at 1dB Compression	$f = 850 \text{ MHz}$ $f = 1950 \text{ MHz}$	dBm dBm		17.0 14.7	
S_{21}	Small Signal Gain	$f = \text{DC-1000 MHz}$ $f = 1000\text{-}2000 \text{ MHz}$ $f = 2000\text{-}5000 \text{ MHz}$	dB dB dB	15.0	17.2 16.6 15.5	
S_{12}	Reverse Isolation	$f = \text{DC-1000 MHz}$ $f = 1000\text{-}2000 \text{ MHz}$ $f = 2000\text{-}5000 \text{ MHz}$	dB dB dB		20.8 21.2 21.2	
VSWR	Input VSWR	$f = \text{DC-5000 MHz}$	-		1.25:1	
VSWR	Output VSWR	$f = \text{DC-5000 MHz}$	-		1.25:1	
IP_3	Third Order Intercept Point	$f = 850 \text{ MHz}$ $f = 1950 \text{ MHz}$	dBm dBm		31.0 29.0	
NF	Noise Figure	$f = \text{DC-1000 MHz}$ $f = 1000\text{-}2400 \text{ MHz}$	dB dB		3.5 4.0	
T_D	Group Delay	$f = 1000 \text{ MHz}$	pS		112.0	
V_D	Device Voltage		V	3.1	3.6	4.1
I_D	Device Current		mA		60.0	

The information provided herein is believed to be reliable at press time. Stanford Microdevices assumes no responsibility for inaccuracies or omissions. Stanford Microdevices assumes no responsibility for the use of this information, and all such information shall be entirely at the user's own risk. Prices and specifications are subject to change without notice. No patent rights or licenses to any of the circuits described herein are implied or granted to any third party. Stanford Microdevices does not authorize or warrant any Stanford Microdevices product for use in life-support devices and/or systems.
Copyright 1999 Stanford Microdevices, Inc. All worldwide rights reserved.

Preliminary

SGA-5386

DC-3200 MHz Silicon Germanium HBT Cascadeable Gain Block



Product Features

- DC-3200 MHz Operation
- Single Voltage Supply
- High Output Intercept: +31dBm typ. at 850 MHz
- Low Current Draw: 60mA at 3.6V typ.
- Low Noise Figure: 3.5dB typ. at 850 MHz

Applications

- Oscillator Amplifiers
- PA for Low Power Applications
- IF/ RF Buffer Amplifier
- Drivers for CATV Amplifiers



Preliminary
SGA-5386 DC-3200 MHz 3.5V SiGe Amplifier

Parameter	Specification			Unit	Test Condition
	Min	Typ.	Max.		
Bandwidth					
Frequency Range	DC		3200	MHz	T= 25C
Device Bias					
Operating Voltage		3.6		V	T= 25C
Operating Current		60.0		mA	
500 MHz					
Gain		17.2		dB	T= 25C
Noise Figure		3.4		dB	
Output IP3		32.0		dBm	
Output P1dB		17.0		dBm	
Input Return Loss		19.6		dB	
Isolation		20.8		dB	
850 MHz					
Gain		16.6		dB	T= 25C
Noise Figure		3.5		dB	
Output IP3		32.0		dBm	
Output P1dB		17.0		dBm	
Input Return Loss		16.9		dB	
Isolation		21.1		dB	
1950 MHz					
Gain		14.9		dB	T= 25C
Noise Figure		4.0		dB	
Output IP3		29.0		dBm	
Output P1dB		14.7		dBm	
Input Return Loss		18.0		dB	
Isolation		21.3		dB	
2400 MHz					
Gain		14.0		dB	T= 25C
Noise Figure		4.1		dB	
Output IP3		27.0		dBm	
Output P1dB		13.6		dBm	
Input Return Loss		15.8		dB	
Isolation		21.2		dB	

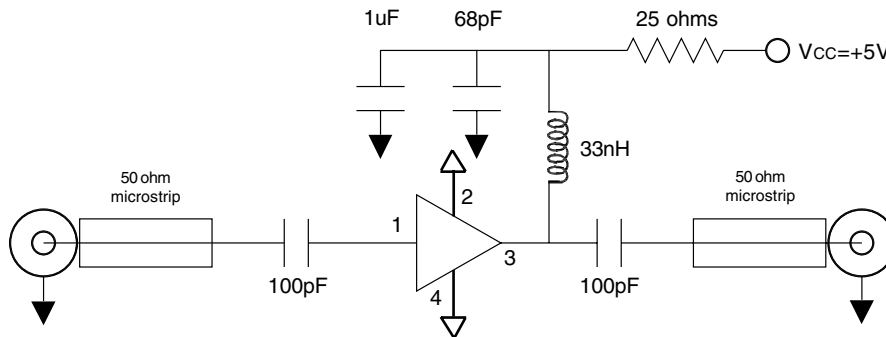
The information provided herein is believed to be reliable at press time. Stanford Microdevices assumes no responsibility for inaccuracies or omissions. Stanford Microdevices assumes no responsibility for the use of this information, and all such information shall be entirely at the user's own risk. Prices and specifications are subject to change without notice. No patent rights or licenses to any of the circuits described herein are implied or granted to any third party. Stanford Microdevices does not authorize or warrant any Stanford Microdevices product for use in life-support devices and/or systems.
Copyright 1999 Stanford Microdevices, Inc. All worldwide rights reserved.



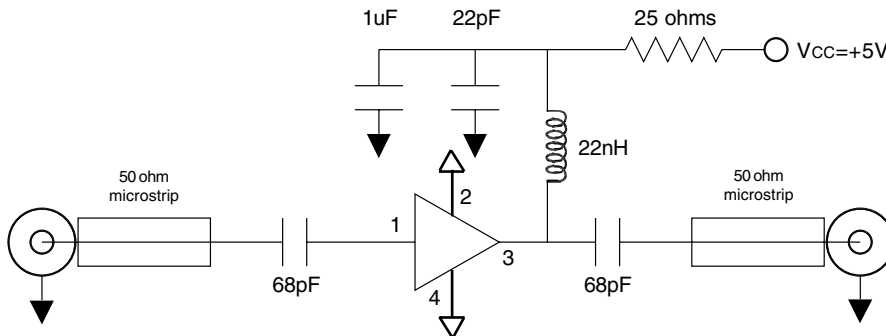
Preliminary
SGA-5386 DC-3200 MHz 3.5V SiGe Amplifier

Pin #	Function	Description	Device Schematic
1	RF IN	RF input pin. This pin requires the use of an external DC blocking capacitor chosen for the frequency of operation.	
2	GND	Connection to ground. Use via holes for best performance to reduce lead inductance as close to ground leads as possible.	
3	RF OUT/ BIAS	RF output and bias pin. DC voltage is present on this pin, therefore a DC blocking capacitor is necessary for proper operation.	
4	GND	Sames as Pin 2	

Application Schematic for +5V Operation at 900 MHz



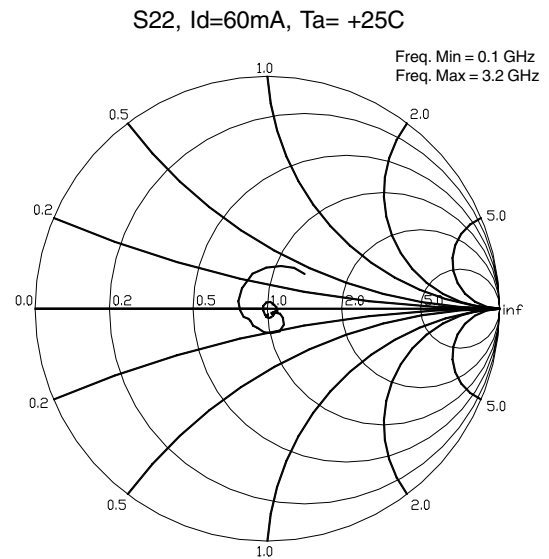
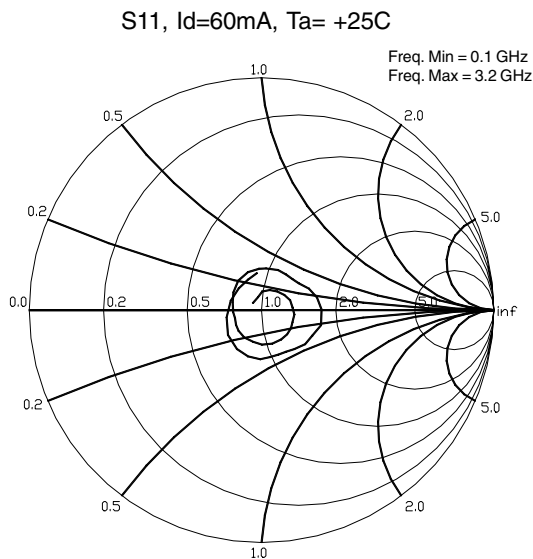
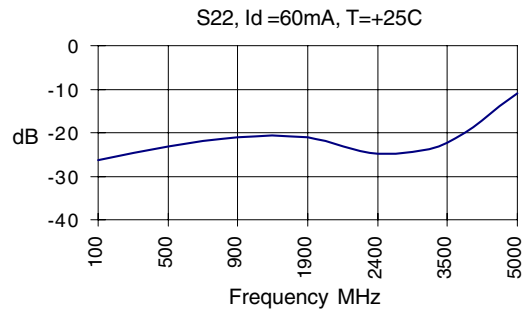
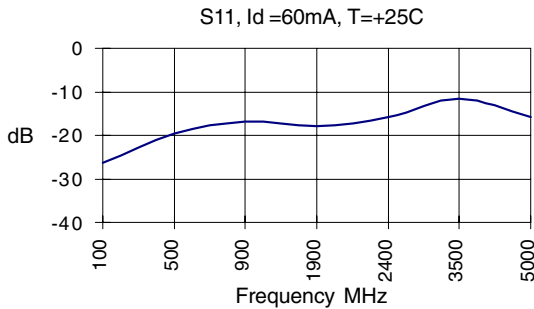
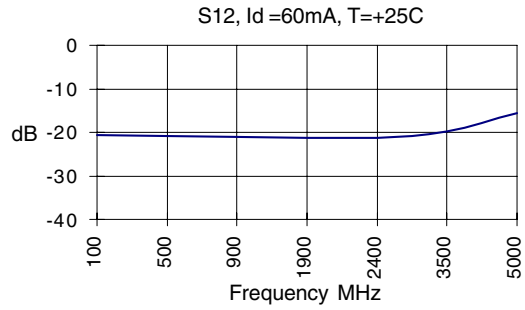
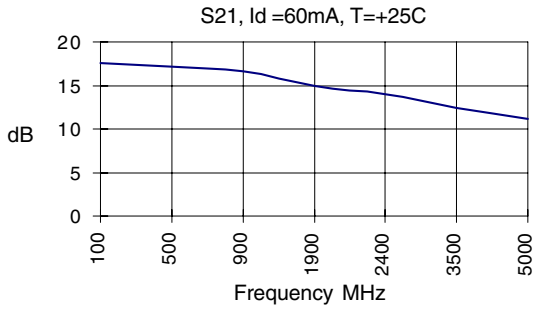
Application Schematic for +5V Operation at 1900 MHz



The information provided herein is believed to be reliable at press time. Stanford Microdevices assumes no responsibility for inaccuracies or omissions. Stanford Microdevices assumes no responsibility for the use of this information, and all such information shall be entirely at the user's own risk. Prices and specifications are subject to change without notice. No patent rights or licenses to any of the circuits described herein are implied or granted to any third party. Stanford Microdevices does not authorize or warrant any Stanford Microdevices product for use in life-support devices and/or systems. Copyright 1999 Stanford Microdevices, Inc. All worldwide rights reserved.



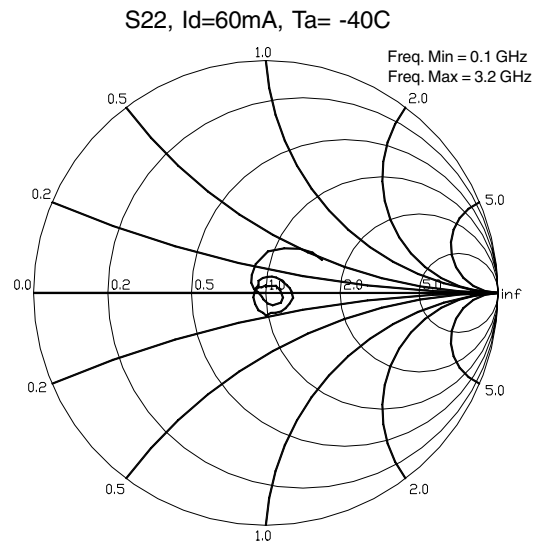
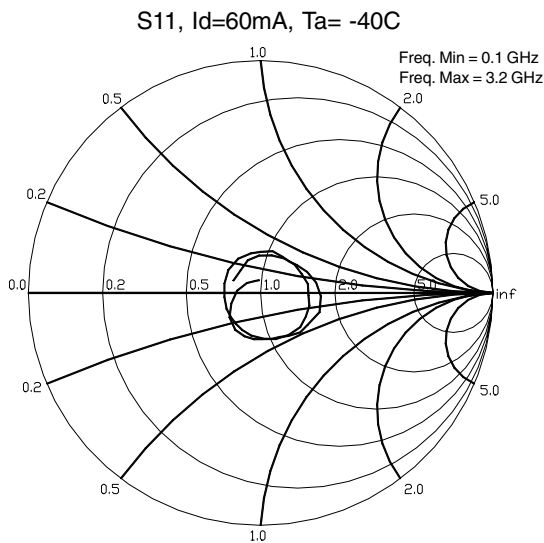
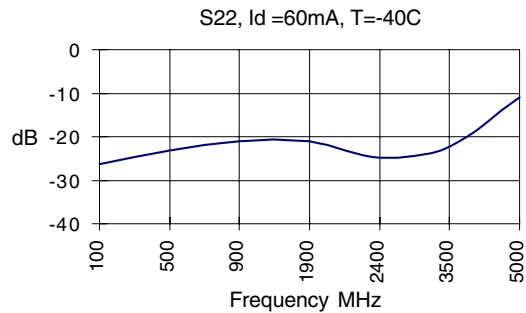
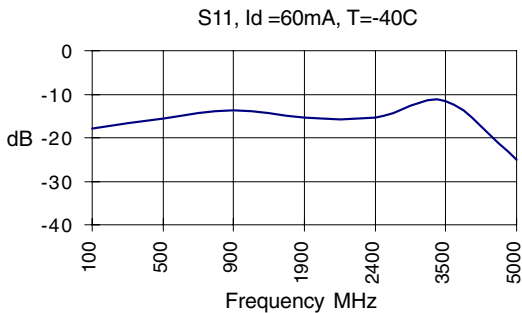
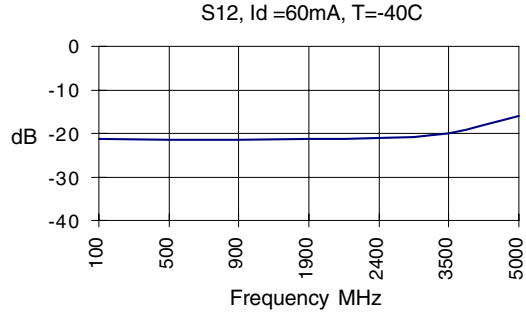
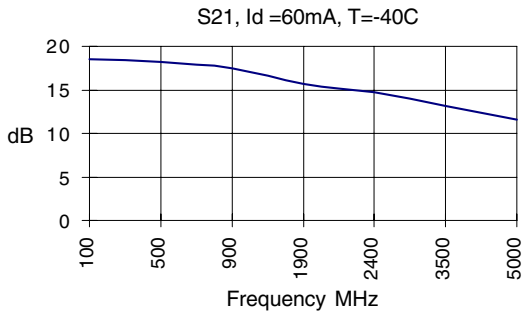
Preliminary
SGA-5386 DC-3200 MHz 3.5V SiGe Amplifier



The information provided herein is believed to be reliable at press time. Stanford Microdevices assumes no responsibility for inaccuracies or omissions. Stanford Microdevices assumes no responsibility for the use of this information, and all such information shall be entirely at the user's own risk. Prices and specifications are subject to change without notice. No patent rights or licenses to any of the circuits described herein are implied or granted to any third party. Stanford Microdevices does not authorize or warrant any Stanford Microdevices product for use in life-support devices and/or systems. Copyright 1999 Stanford Microdevices, Inc. All worldwide rights reserved.



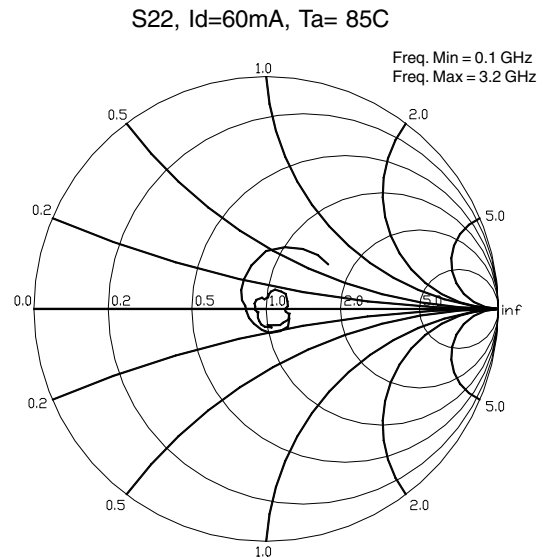
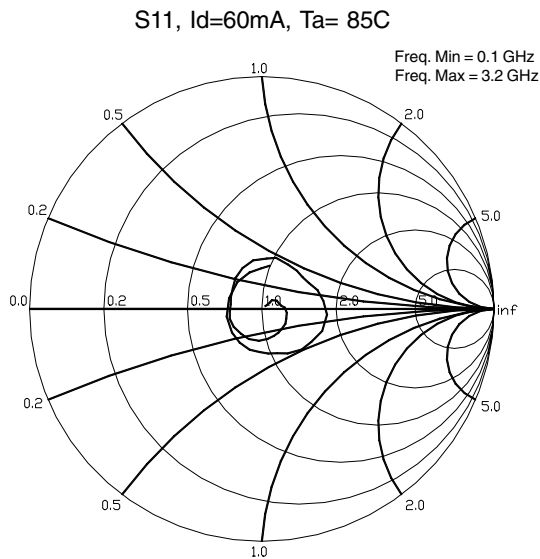
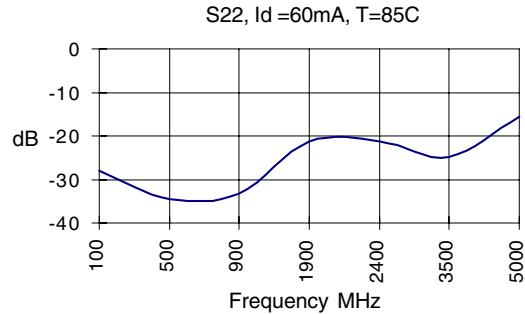
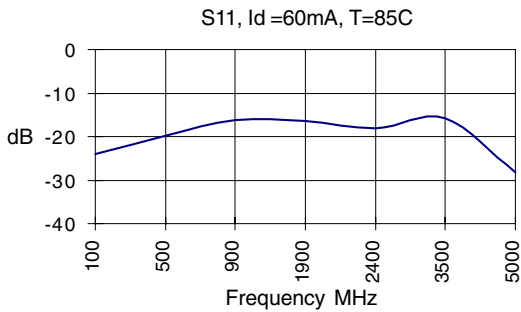
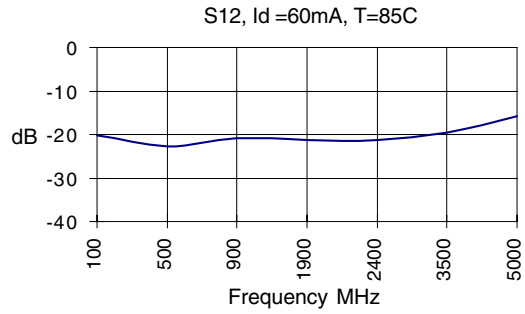
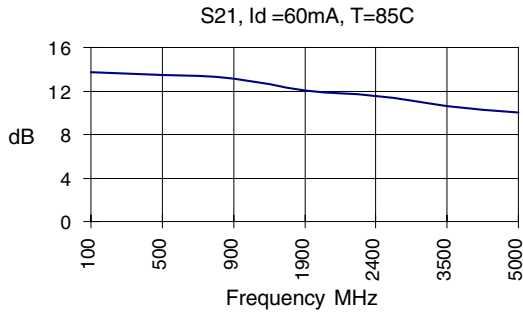
Preliminary
SGA-5386 DC-3200 MHz 3.5V SiGe Amplifier



The information provided herein is believed to be reliable at press time. Stanford Microdevices assumes no responsibility for inaccuracies or omissions. Stanford Microdevices assumes no responsibility for the use of this information, and all such information shall be entirely at the user's own risk. Prices and specifications are subject to change without notice. No patent rights or licenses to any of the circuits described herein are implied or granted to any third party. Stanford Microdevices does not authorize or warrant any Stanford Microdevices product for use in life-support devices and/or systems. Copyright 1999 Stanford Microdevices, Inc. All worldwide rights reserved.



Preliminary
SGA-5386 DC-3200 MHz 3.5V SiGe Amplifier



The information provided herein is believed to be reliable at press time. Stanford Microdevices assumes no responsibility for inaccuracies or omissions. Stanford Microdevices assumes no responsibility for the use of this information, and all such information shall be entirely at the user's own risk. Prices and specifications are subject to change without notice. No patent rights or licenses to any of the circuits described herein are implied or granted to any third party. Stanford Microdevices does not authorize or warrant any Stanford Microdevices product for use in life-support devices and/or systems. Copyright 1999 Stanford Microdevices, Inc. All worldwide rights reserved.



Preliminary
SGA-5386 DC-3200 MHz 3.5V SiGe Amplifier

Absolute Maximum Ratings

Parameter	Value	Unit
Supply Current	120	mA
Operating Temperature	-40 to +85	C
Maximum Input Power	+10	dBm
Storage Temperature Range	-40 to +85	C
Operating Junction Temperature	+150	C



Caution:

Operation of this device above any one of these parameters may cause permanent damage. Appropriate precautions in handling, packaging and testing devices must be observed.

Thermal Resistance (Lead-Junction):
97° C/W

Part Number Ordering Information

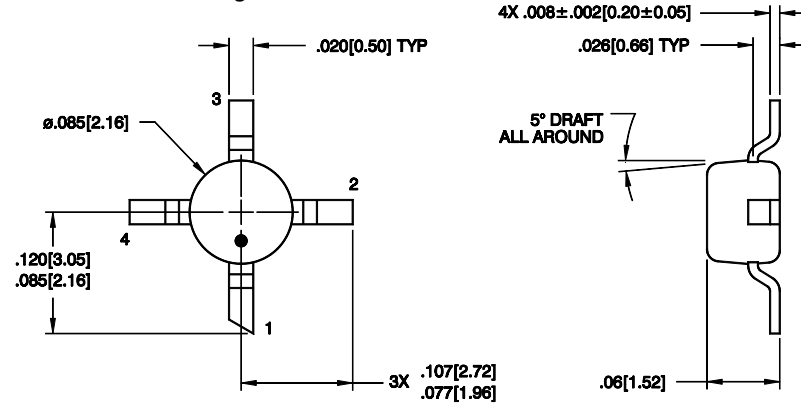
Part Number	Reel Size	Devices/Reel
SGA-5386-TR1	7"	1000
SGA-5386-TR2	13"	3000

Recommended Bias Resistor Values

Supply Voltage(Vs)	4V	5V	7.5V	9V	12V
Rbias (Ohms)	8	25	67	92	142

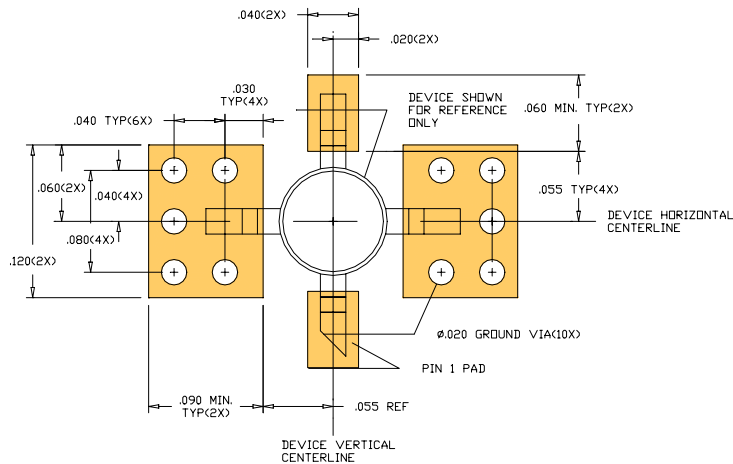
For 7.5V operation or higher, a resistor with a power handling capability of 1/2W or greater is recommended.

Package Dimensions



Pin Designation	
1	RF in
2	GND
3	RF out and Bias
4	GND

PCB Pad Layout



The information provided herein is believed to be reliable at press time. Stanford Microdevices assumes no responsibility for inaccuracies or omissions. Stanford Microdevices assumes no responsibility for the use of this information, and all such information shall be entirely at the user's own risk. Prices and specifications are subject to change without notice. No patent rights or licenses to any of the circuits described herein are implied or granted to any third party. Stanford Microdevices does not authorize or warrant any Stanford Microdevices product for use in life-support devices and/or systems. Copyright 1999 Stanford Microdevices, Inc. All worldwide rights reserved.