

# MODEL 82

1/4" Diameter

## Single Turn Cermet Trimming Potentiometer



1

### ELECTRICAL

Standard Resistance Range, Ohms	10 to 1Meg
Standard Resistance Tolerance	±10% (<100 Ohms = ±20%)
Input Voltage, Maximum	200 Vdc or rms not to exceed power rating
Slider Current, Maximum	100mA or within rated power, whichever is less
Power Rating, Watts	0.5 at 70°C derating to 0 at 125°C
End Resistance, Maximum	2 Ohms
Actual Electrical Travel, Nominal	220°
Dielectric Strength	600 Vrms
Insulation Resistance, Minimum	1,000 Megohms
Resolution	Essentially infinite
Contact Resistance Variation, Maximum	1% or 1 Ohm, whichever is greater

### ENVIRONMENTAL

Seal	85°C Fluorinert® (No Leaks)
Temperature Coefficient, Maximum	±100ppm/°C
Operating Temperature Range	-55°C to +125°C
Thermal Shock	5 cycles, -55°C to +125°C (1% ΔRT, 1%ΔVR)
Moisture Resistance	Ten 24 hour cycles (1% ΔRT, IR 100 Megohms Min.)
Shock, 6ms Sawtooth	100G's (1% ΔRT, 1% ΔVR )
Vibration	20G's, 10 to 2,000 Hz (1% ΔRT, 1% ΔVR )
High Temperature Exposure	250 hours at 125°C (2% ΔRT, 2% ΔVR )
Rotational Life	200 cycles (3% ΔRT)
Load Life at 0.5 Watts	1,000 hours at 70°C (2% ΔRT)
Resistance to Solder Heat	260°C for 10 sec. (1% ΔRT)

### MECHANICAL

Mechanical Stops	Solid
Torque, Starting Maximum	3 oz.-in. (0.021 N-m)
Weight, Nominal	.02 oz. (0.60 grams)

Fluorinert® is a registered trademark of 3M Company.  
Specifications subject to change without notice.



1-65

Model 82

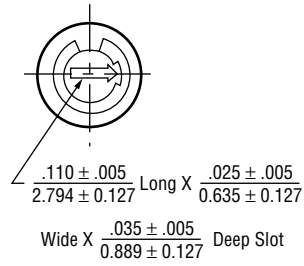
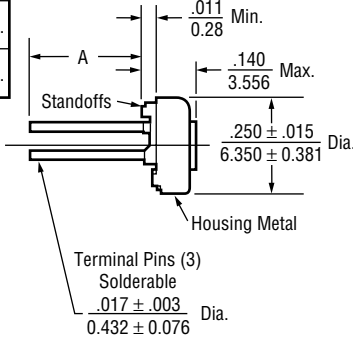
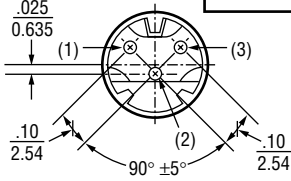


**TOP ADJUSTMENT (Inch/mm)**

Model 82P, 82PF

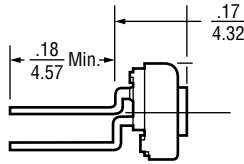
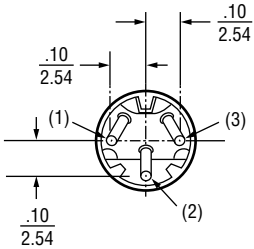
查询"82PR10LF"供应商

Model	Dim. A
82P	.25 6.35 Min.
82PF	.625 15.875 Min.

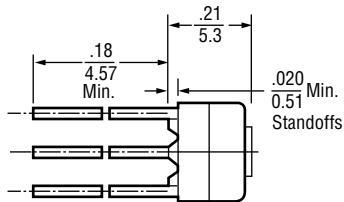
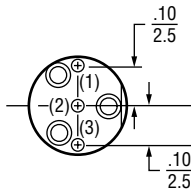


Note: Model 82P dimensions applicable to all models except as noted.

Model 82M

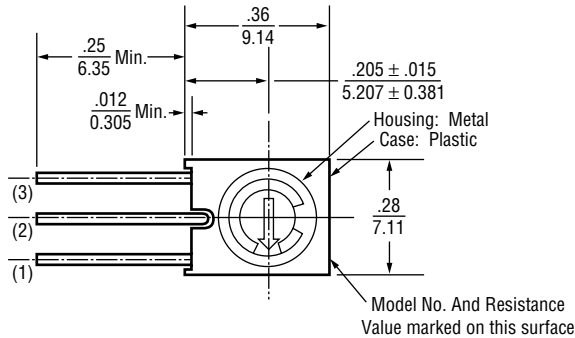
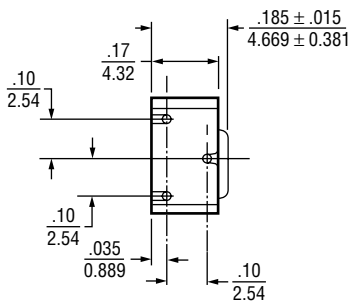


Model 82W



**SIDE ADJUSTMENT (Inch/mm)**

Model 82PA



**STANDARD RESISTANCE VALUES, OHMS**[查询"82PR10LF"供应商](#)

10	100	1K	10K	50K	250K
20	200	2K	20K	100K	500K
50	500	5K	25K	200K	1Meg

**1****PACKAGING****Standard:** Boxes

Capacity	=	50 Units (82PA, 82PF)
	=	100 Units (All other styles)

**Option:** Tubes

All units oriented with #1 pin to same side.

	Pin Style		PA	P,M,W
Magazine	Width	=	0.28"	0.34"
	Height	=	0.94"	0.65"
	Length	=	15.6"	27.5"
	Capacity	=	50 Units	100 Units

**Option:** Tape & Reel, Ammo Pack (Available for 82W Only)

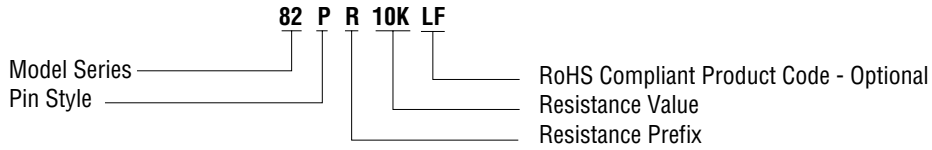
All units oriented with #1 pin to the right of the direction of feed.

	Seat Plane to Centerline of Sprocket Hole	=	.71" (18.03 mm)
Tape	Width	=	18 mm
	Sprocket	=	Single Hole .50" spacing
	Capacity	=	1,000 Units
Reel	Diameter	=	14" (356 mm)
Ammo	Tape Fold	=	12" (305 mm)
	Box	=	1.5" x 13" x 10"

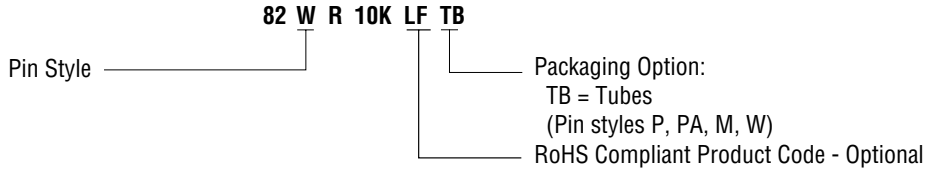
**ORDERING INFORMATION**

[查询"82PR10LF"供应商](#)

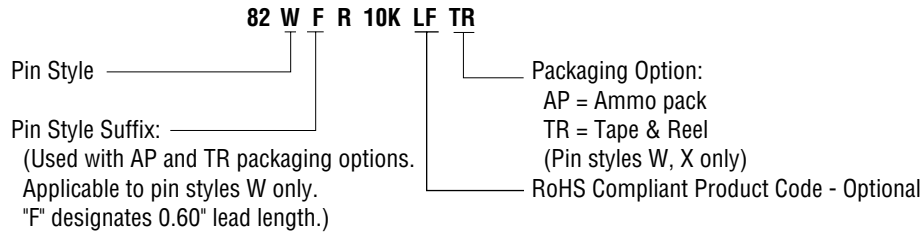
**Standard:**



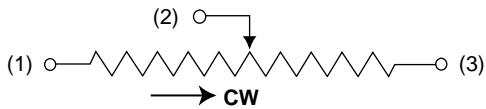
**Option:**



**Option:**



**CIRCUIT DIAGRAM**



**NOTES**

Metric equivalents, based on 1 inch = 25.4mm are rounded to the same number of significant figures as in the original English units and are provided for general information only.

Tolerances unless otherwise specified:  
Linear = ± .01 inches (.25mm)  
Angular = ± 2 degrees

