



[查询"B0863-BL"供应商](#)

PoE Transformer

For Maxim MAX5941B
PoE Interface/PWM Controller



- Designed for forward topology
- Operates at 275 kHz, at a 50% duty cycle

Core material Ferrite

Terminations RoHS tin-silver over tin over nickel over phosphorus bronze. Other terminations available at additional cost.

Weight 5.6 g

Ambient temperature -40°C to +85°C

Storage temperature Component: -40°C to +85°C.

Packaging: -40°C to +80°C

Resistance to soldering heat Max three 40 second reflows at +260°C, parts cooled to room temperature between cycles

Moisture Sensitivity Level (MSL) 1 (unlimited floor life at <30°C / 85% relative humidity)

Failures in Time (FIT) / Mean Time Between Failures (MTBF)
38 per billion hours / 26,315,789 hours, calculated per Telcordia SR-332

Packaging 200 per 13" reel Plastic tape: 44 mm wide, 0.35 mm thick, 28 mm pocket spacing, 9.6 mm pocket depth

PCB washing Only pure water or alcohol recommended

Part number ¹	Inductance ² min (μH)	DCR max ³ (Ohms)	Leakage inductance ⁴ max (μH)	Input voltage range (V)	Turns ratio ⁵	Isolation ⁶	Output ⁷
B0863-BL_	165	0.061 (pri) 1.00 (reset) 1.29 (bias) 0.020 (drive) 0.008 (sec)	0.75	28 – 60	pri : sec 1 : 0.29 pri : reset 1 : 1 pri : drive 1 : 0.24 pri : bias 1 : 1.3	1500 Vrms	3.3 V, 4 A

1. When ordering, please specify a **packaging** code:

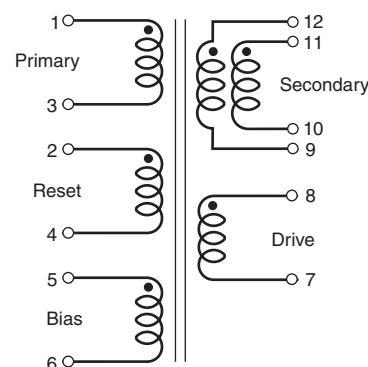
B0863-BL D

Packaging: **D** = 13" machine ready reel. EIA-481 embossed plastic tape (200 per full reel).

B = Less than full reel. In tape, but not machine ready. To have a leader and trailer added (\$25 charge), use code letter D instead.

- Inductance is for the primary, measured at 10 kHz, 0.1 Vrms, 0 Adc.
- DCR for the secondary is measured with the windings connected in parallel.
- Leakage inductance is for the primary and is measured with all other windings shorted.
- Turns ratio is with the secondary windings connected in parallel.
- Isolation is measured from the primary, reset and bias windings to the secondary and drive windings.
- Output is with the secondary windings connected in parallel.
- Electrical specifications at 25°C.

Refer to Doc 362 "Soldering Surface Mount Components" before soldering.



Secondary windings to be connected in parallel on PC board.

Coilcraft®

Specifications subject to change without notice.
Please check our website for latest information.

Document 379-1 Revised 10/28/08

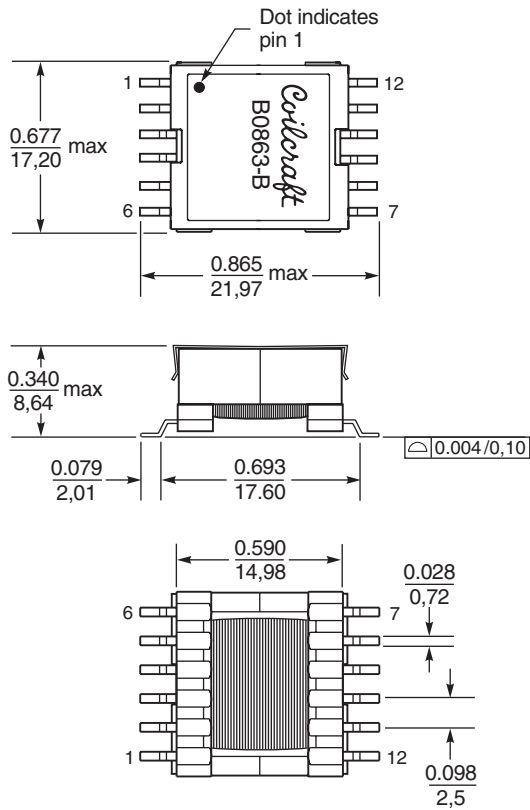
1102 Silver Lake Road Cary, Illinois 60013 Phone 847/639-6400 Fax 847/639-1469

E-mail info@coilcraft.com Web <http://www.coilcraft.com>

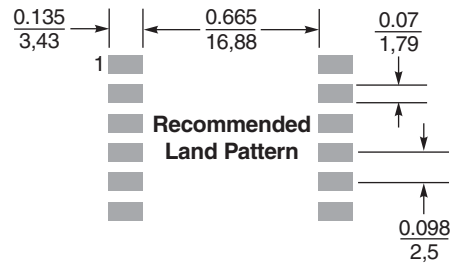


[查询"B0863-BL"供应商](#)

PoE Transformer for Maxim MAX5941B



Dimensions are in $\frac{\text{inches}}{\text{mm}}$



Coilcraft®

Specifications subject to change without notice.
Please check our website for latest information.

Document 379-2 Revised 10/28/08

1102 Silver Lake Road Cary, Illinois 60013 Phone 847/639-6400 Fax 847/639-1469

E-mail info@coilcraft.com Web <http://www.coilcraft.com>