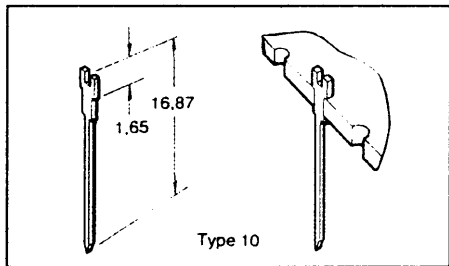


SINGLE SIDED PIN (TYPE 10)

For use with plain or copper-clad boards. These pins have the facility for soldering discrete components on one side and wire wrapping on the other.



Material: Manufactured from phosphor bronze to BS 2870 PB 102 with tin finish over copper flash. Post size: 0,68 mm x 0,64 mm, diagonal 0,94 mm

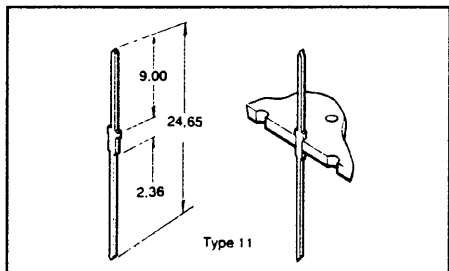
SINGLE SIDED PIN Ordering information

Type	Compatible hole dia.		Order code
	pierced	drilled	
10	1,00	1,05	18-0226F

Supplied in packets of 500

DOUBLE SIDED PIN (TYPE 11)

For use when wire wrapping is required both sides of board.



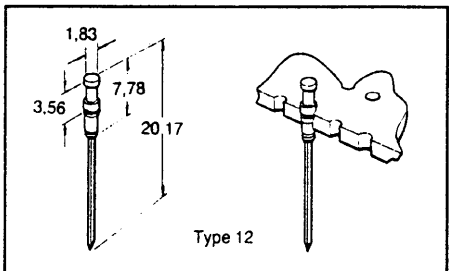
DOUBLE SIDED PIN Ordering information

Type	Compatible hole dia.		Order code
	pierced	drilled	
11	1,00	1,05	18-1657B

Supplied in packets of 500

TEST POINT PINS (TYPE 12)

These pins feature a turreted lug on the component side, guaranteeing a firm connection using a clip-on style test probe.



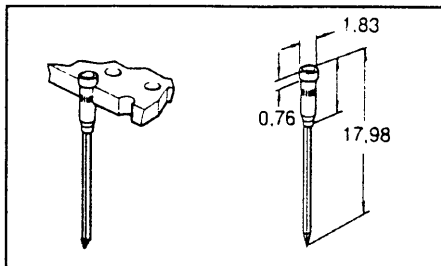
TEST POINT PINS Ordering information

Type	Compatible hole dia.		Order code
	pierced	drilled	
12	1,32	1,40	66-3532J

Supplied in packets of 100

WIRE WRAP PINS

Machine socketed triple height pressfit wire wrap pins with gold plated beryllium contacts. Typical insertion force 1,8N, withdrawal force 0,9N using a 0,43mm dia. polished steel gauge. Recommended for drilled and PTH holes.



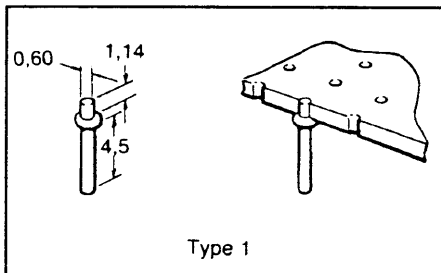
WIRE WRAP PINS Ordering information

Pack size	Order code
100	68-42417H

SOLDER TERMINAL PINS

SHOULDER HALF PIN (TYPE 1)

Designed for take-off points of PCB's where there is insufficient track space for more than 0,64 mm holes.



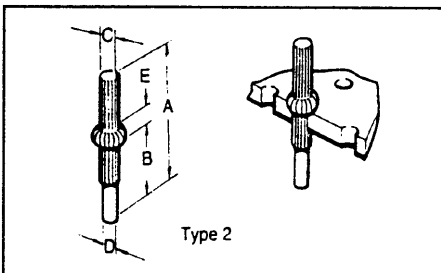
SHOULDER HALF PIN Ordering information

Type	Hole dia.	Order code
1	0,64	18-0221J

Supplied in packets of 1000

SHOULDER TERMINAL PIN (TYPE 2)

By inserting pin up to its shoulder these pins stand at a fixed height above the board surface. The separated profile offers good mechanical retention while electrical contact is made by soldering shoulder to copper track. Available in two sizes for hole size 1,02 and 1,32 mm.



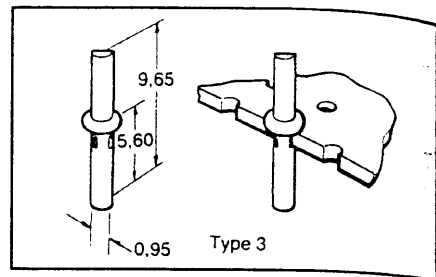
SHOULDER TERMINAL PIN Ordering information

Hole dia.	Dimensions					Order code
	A	B	C	D	E	
1,00	9,7	5,6	1,1	1,0	0,4	18-0222D
1,32	11,9	6,7	1,4	1,2	0,5	18-0219H

Supplied in packets of 1000

SHOULDER TERMINAL PIN (TYPE 3)

Similar to 18-0222D but manufactured from phosphor bronze to BS 2873 PB 102, tin finish over copper flash.



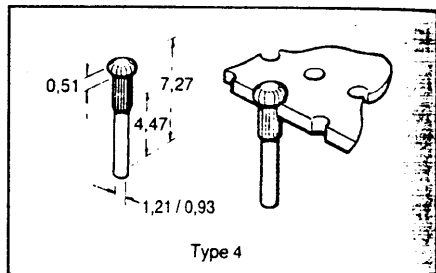
SHOULDER TERMINAL PIN Ordering information

Type	Hole dia.	Order code
3	1,00	18-0218B

Supplied in packets of 1000

HALF PIN (TYPE 4)

These pins are ideally suited to take off points or flying leads from a PCB. The shoulder is soldered to the copper track with the pin protruding on the component side of the board. Two sizes are available for 1,02 and 1,32 mm diameter holes.



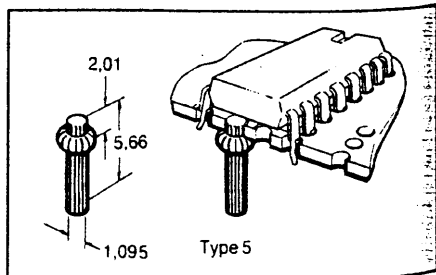
HALF PIN Ordering information

Type	Hole dia.	Dim. A	Order code
4	1,32	1,21	18-0217G
	1,00	0,93	18-0223K

Supplied in packets of 1000

SHOULDERED HALF PIN (TYPE 5)

The pin is similar to the other shouldered pins except that it is soldered to the wiring side of the board, where the main body of the pin protrudes. The top of the pin is flush with the component side of the board, allowing IC's or sockets to be mounted over it.



SHOULDER TERMINAL PIN Ordering information

Type	Hole dia.	Order code
5	1,00	18-3994L

Supplied in packets of 1000