

## FEATURES AND SPECIFICATIONS

### Features and Benefits

- Sizes 1 to 25 circuits
- 6471 is end-to-end stackable (2 housings only)
- 2695 version with or without locking ramp and polarizing ribs

### Reference Information

Product Specification: PS-10-07

Packaging: Bag

UL File No.: E29179

CSA File No.: LR19980

Mates With: Molex KK 2.54mm (.100") pitch headers and 0.04mm (.025") pins

Use With: 2695—2759, 6459 or 41572 terminals

6471—4809 terminals

Designed In: Inches

### Electrical\*

Voltage: 250V

Current: Phosphor Bronze—4.0A max.

Brass—2.5A max.

Contact Resistance: 20mΩ max.

Dielectric Withstanding Voltage: 1500V AC

Insulation Resistance: 50K MΩ min.

### Mechanical\*

Contact Insertion Force: 681g (1.5 lb) max.

Contact Retention to Housing: 3.63kg (8 lb) min.

Mating Force: 199g max.

Unmating Force: 57g min.

Normal Force: 200g min.

### Physical

Housing: 2695—Red nylon, UL 94V-0

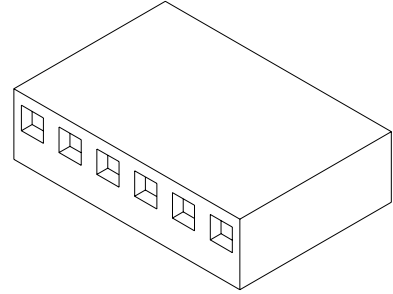
6471—White nylon, UL 94V-0

Temperature: 0 to +75°C

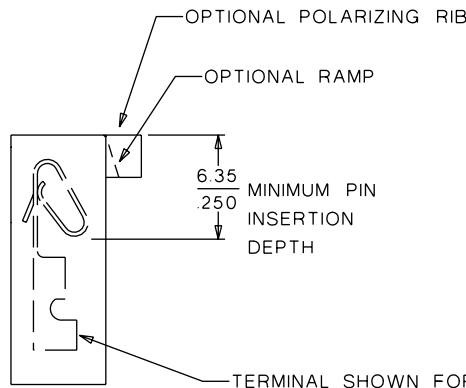
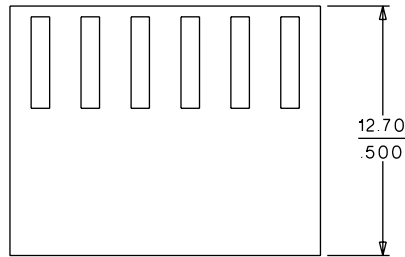
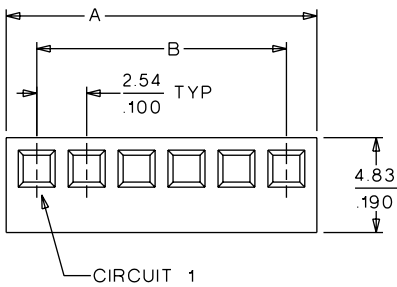


# 2.54mm (.100") Pitch KK® Crimp Terminal Housing

## 2695/6471



PCB and Wire Connectors



Note: When mating polarizing rib version with breakaway friction lock header or polarizing wall series, the end friction lock or polarizing wall of header must be removed.

	Order No.
Polarizing Key	15-04-9209
Polarizing Peg	15-04-9210

Note: 2695 shown

## ORDERING INFORMATION AND DIMENSIONS

Circuits	Order No.				Dimension	
	2695		6471		A	B
	With Locking Ramp	With Locking Ramp and Polarizing Ribs	Without Locking Ramp or Ribs	With Locking Ramp and Polarizing Ribs†		
1			• 22-01-2011		3.10 (.122)	
2	• 22-01-2027	• 22-01-3027	• 22-01-2021	22-01-2025	5.60 (.220)	2.54 (.100)
3	• 22-01-2037	• 22-01-3037	• 22-01-2031	22-01-2035	8.10 (.320)	5.08 (.200)
4	• 22-01-2047	• 22-01-3047	• 22-01-2041	22-01-2045	10.70 (.420)	7.62 (.300)
5	• 22-01-2057	• 22-01-3057	• 22-01-2051	22-01-2055	13.20 (.520)	10.16 (.400)
6	• 22-01-2067	• 22-01-3067	• 22-01-2061	22-01-2065	15.80 (.620)	12.70 (.500)
7	• 22-01-2077	• 22-01-3077	• 22-01-2071	22-01-2075	18.30 (.720)	15.24 (.600)
8	• 22-01-2087	• 22-01-3087	• 22-01-2081	22-01-2085	20.90 (.820)	17.78 (.700)
9	• 22-01-2097	• 22-01-3097	• 22-01-2091	22-01-2095	23.40 (.920)	20.32 (.800)
10	• 22-01-2107	• 22-01-3107	• 22-01-2101	22-01-2105	25.90 (1.020)	22.86 (.900)
11	• 22-01-2117	• 22-01-3117	• 22-01-2111	22-01-2115	28.50 (1.120)	25.40 (1.000)
12	• 22-01-2127	• 22-01-3127	• 22-01-2121	22-01-2125	31.00 (1.220)	27.94 (1.100)

• US Standard Product, available through Molex franchised distributors

\* When mated with Molex product only

† For circuits 19-28, contact factory

Circuits	Order No.				Dimension	
	2695		6471		A	B
	With Locking Ramp	With Locking Ramp and Polarizing Ribs	Without Locking Ramp or Ribs	With Locking Ramp and Polarizing Ribs†		
13	• 22-01-2137	• 22-01-3137	• 22-01-2131	22-01-2135	33.50 (1.320)	30.48 (1.200)
14	• 22-01-2147	• 22-01-3147	• 22-01-2141	22-01-2145	36.10 (1.420)	33.02 (1.300)
15	• 22-01-2157	• 22-01-3157	• 22-01-2151	22-01-2155	38.60 (1.520)	35.56 (1.400)
16	• 22-01-2167	• 22-01-3167	• 22-01-2161	22-01-2165	41.20 (1.620)	38.10 (1.500)
17	• 22-01-2177	• 22-01-3177	• 22-01-2171	22-01-2175	43.70 (1.720)	40.64 (1.600)
18	• 22-01-2187	• 22-01-3187	• 22-01-2181	22-01-2185	46.20 (1.820)	43.18 (1.700)
19	• 22-01-2197	• 22-01-3197	• 22-01-2191		48.80 (1.920)	45.72 (1.800)
20	• 22-01-2207	• 22-01-3207	• 22-01-2201		51.30 (2.020)	48.26 (1.900)
21	• 22-01-2217	• 22-01-3217	• 22-01-2211		53.90 (2.120)	50.80 (2.000)
22	• 22-01-2227	• 22-01-3227	• 22-01-2221		56.40 (2.220)	53.34 (2.100)
23	• 22-01-2237	• 22-01-3237	• 22-01-2231		58.90 (2.320)	55.88 (2.200)
24	• 22-01-2247	• 22-01-3247	• 22-01-2241		61.50 (2.420)	58.42 (2.300)
25	• 22-01-2257	• 22-01-3257	• 22-01-2251		64.00 (2.520)	60.96 (2.400)