


查询"CTLC0603F-R18G"供应商

CTLC0603F Series

From 1.0 nH to 220 nH

SPECIFICATIONS

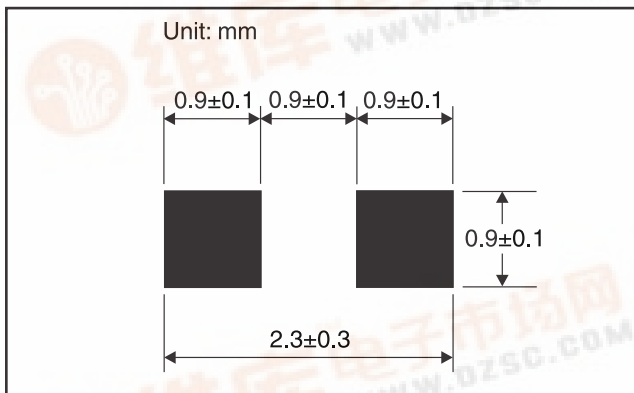
Please specify tolerance code when ordering.
 CTLC0603F-1N0_ ← C = ±0.2nH, S = ±0.3nH, G = ±2%, J = ±5%
 * C or S only **C or J only ***G or J only



CHARACTERISTICS

- Description:** SMD laser cut inductors
- Applications:** Computer products, hard disks, floppy disks, etc. Communication products, cordless phones, etc. Modems, OA products, TV sets, etc. Countermeasures for complying with CE, FCC, VDE or VCCI radiated emissions
- Operating Temperature:** -40°C to +125°C
- Inductance Tolerances:** ±0.2nH, ±0.3nH, ±2%, ±5%
- Testing:** Tested on a HP4287A at specified frequency
- Packaging:** Tape & Reel
- Miscellaneous:** RoHS Compliant.
- Marking:** Reels are marked with inductance code and tolerance
- Additional Information:** Additional electrical & physical information available upon request
- Samples available.** See website for ordering information.

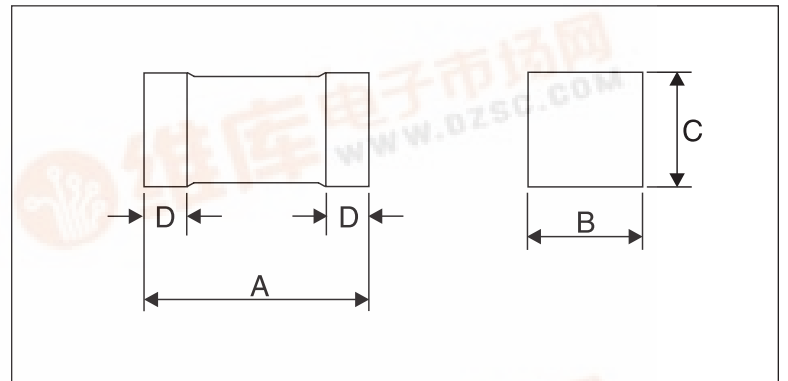
PAD LAYOUT



Part Number	Inductance (nH)	L Test Freq. (MHz)	Q @100MHz	Q @800MHz	SRF Typ. (MHz)	DCR Max. (mΩ)	Rated DC Max. (mA)
CTLC0603F-1N0_*	1.0	100	7	60	16000	20	1800
CTLC0603F-1N2_*	1.2	100	8	60	15000	25	1800
CTLC0603F-1N5_*	1.5	100	8	50	13000	30	1500
CTLC0603F-1N8_*	1.8	100	12	50	12000	33	1500
CTLC0603F-2N2_*	2.2	100	14	50	10000	35	1500
CTLC0603F-2N7_*	2.7	100	14	40	10000	40	1400
CTLC0603F-3N3_*	3.3	100	14	40	9000	60	1200
CTLC0603F-3N9_**	3.9	100	14	40	8000	65	1100
CTLC0603F-4N7_**	4.7	100	14	40	7000	100	800
CTLC0603F-5N6_**	5.6	100	14	40	6000	150	700
CTLC0603F-6N8_**	6.8	100	14	40	6000	150	700
CTLC0603F-8N2_**	8.2	100	14	40	6000	180	650
CTLC0603F-10N_***	10.0	100	14	40	5000	200	600
CTLC0603F-12N_***	12.0	100	14	40	5000	350	450
CTLC0603F-15N_***	15.0	100	14	40	4500	400	420
CTLC0603F-18N_***	18.0	100	14	40	4000	450	400
CTLC0603F-22N_***	22.0	100	14	40	4000	500	360
CTLC0603F-27N_***	27.0	100	14	35	3000	550	350
CTLC0603F-33N_***	33.0	100	14	35	3000	600	300
CTLC0603F-39N_***	39.0	100	14	35	2000	800	270
CTLC0603F-47N_***	47.0	100	14	35	2500	950	250
CTLC0603F-56N_***	56.0	100	14	35	2500	1200	230
CTLC0603F-68N_***	68.0	100	14	35	2000	1300	220
CTLC0603F-82N_***	82.0	100	14	35	2000	1500	200
CTLC0603F-R10_***	100.0	100	14	30	1800	1800	160
CTLC0603F-R12_***	120.0	25.2	5	30	1800	3000	130
CTLC0603F-R15_***	150.0	25.2	5	30	1600	5000	120
CTLC0603F-R18_***	180.0	25.2	4	25	1400	6000	110
CTLC0603F-R22_***	220.0	25.2	4	25	1300	7000	110

PHYSICAL DIMENSIONS

Size	A	B	C	D
mm	1.6±0.15	0.8±0.15	0.8±0.15	0.3±0.2
inches	0.06±0.006	0.03±0.006	0.03±0.006	0.012±0.008



01.27.09

Manufacturer of Passive Components

800-684-5322 Inside US 949-453-1811 Outside US

Copyright © 2009 by CT Magnetics, DBA Central Technologies. All rights reserved.

CT Magnetics reserves the right to make improvements or change specifications without notice

