


# EC2C

## 5 TO 6 WATT DC-DC CONVERTERS



### Features

- High Performance
- 60% Efficiency
- Pi Input Filter
- Regulated Outputs
- Low Ripple and Noise
- 500 VDC Isolation

MODEL NUMBER	INPUT VOLTAGE	OUTPUT VOLTAGE	OUTPUT CURRENT	INPUT CURRENT NO LOAD	INPUT CURRENT FULL LOAD	CASE	ALT' PIN OUT
EC2C01		5 VDC	1000 mA	60 mA	1700 mA		
EC2C02		12 VDC	470 mA	70 mA	1750 mA		
EC2C03	5 VDC	15 VDC	400 mA	70 mA	1800 mA	C	S
EC2C04		±12 VDC	±230 mA	130 mA	1700 mA		
EC2C05		±15 VDC	±190 mA	140 mA	1700 mA		
EC2C11		5 VDC	1000 mA	40 mA	690 mA		
EC2C12		12 VDC	470 mA	40 mA	700 mA		
EC2C13	12 VDC	15 VDC	400 mA	40 mA	750 mA	C	S
EC2C14		±12 VDC	±230 mA	60 mA	710 mA		
EC2C15		±15 VDC	±190 mA	60 mA	710 mA		
EC2C21		5 VDC	1000 mA	20 mA	350 mA		
EC2C22		12 VDC	470 mA	20 mA	340 mA		
EC2C23	24 VDC	15 VDC	400 mA	20 mA	360 mA	C	S
EC2C24		±12 VDC	±230 mA	35 mA	360 mA		
EC2C25		±15 VDC	±190 mA	35 mA	360 mA		
EC2C31		5 VDC	1000 mA	20 mA	290 mA		
EC2C32		12 VDC	470 mA	20 mA	300 mA		
EC2C33	28 VDC	15 VDC	400 mA	20 mA	310 mA	C	S
EC2C34		±12 VDC	±230 mA	25 mA	290 mA		
EC2C35		±15 VDC	±190 mA	25 mA	290 mA		
EC2C41		5 VDC	1000 mA	14 mA	170 mA		
EC2C42		12 VDC	470 mA	14 mA	170 mA		
EC2C43	48 VDC	15 VDC	400 mA	14 mA	180 mA	C	S
EC2C44		±12 VDC	±230 mA	20 mA	170 mA		
EC2C45		±15 VDC	±190 mA	20 mA	170 mA		

NOTE: 1. Alternative pin-out version. To order, suffix a "S" to the standard model number.

### Specifications

#### INPUT SPECIFICATIONS:

Input Voltage Range.....±10%  
 Input Filter.....Pi Type

#### OUTPUT SPECIFICATIONS:

Voltage Accuracy.....±1.0% max.  
 Voltage Balance, Dual Output.....±0.5% max.  
 Temperature Coefficient  
 Single Output.....±0.02%/°C  
 Dual Output.....±0.01%/°C  
 Ripple and Noise, 20MHz BW  
 Single Output.....50mV p-p max.  
 Dual Output.....35mV p-p max.  
 Short Circuit Protection.....Short Term  
 Line Regulation.....±0.02%  
 Load Regulation.....±0.05%

#### GENERAL SPECIFICATIONS:

Efficiency.....60%  
 Isolation Voltage.....500 VDC min.  
 Isolation Capacitance.....80pF  
 Isolation Resistance.....10<sup>9</sup>ohms  
 Switching Frequency.....20KHz, min.  
 Operating Temperature Range.....-25°C to + 71°C  
 Case Temperature (Plastic case).....95°C max.  
 (Copper case).....100°C max.  
 Cooling.....Free-Air Convection  
 Storage Temperature Range.....-40°C to + 100°C  
 Dimensions.....2 x 2 x 0.4 inches  
 (50.8 x 50.8 x 10.2mm)  
 Weight.....51g

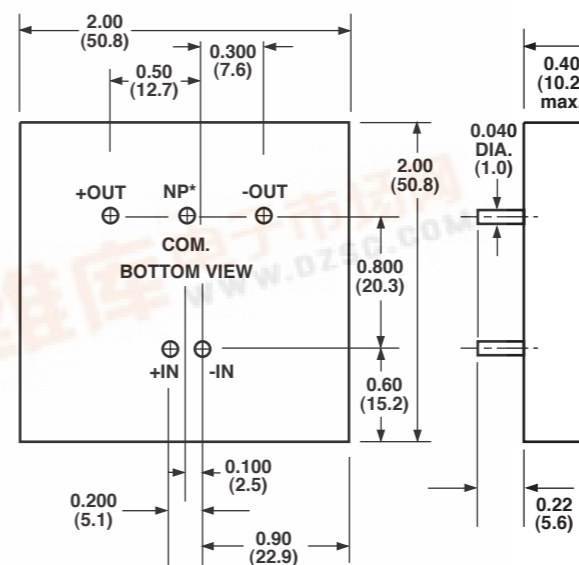
#### CASE MATERIAL:

Standard Models.....Non-Conductive Black Plastic  
 Suffix "M" Models.....Black Coated Copper with Non-Conductive Base

### CASE C

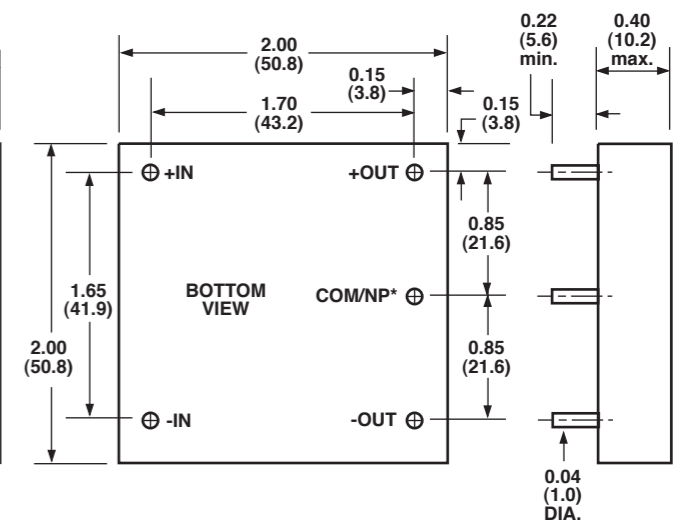
All Dimensions In Inches(mm)  
 Tolerance .xx= ±.04, .xxx= ±.010

#### STANDARD PIN CONFIGURATION



NP\* - NO PIN ON SINGLE OUTPUT MODLES

#### ALTERNATE PIN CONFIGURATION SUFFIX "S"



INPUT VOLTAGE	60% FL	80% FL	100% FL
5V	4.4-6.5V	4.5-6.0V	4.65-5.5V
12V	10.56-15.6V	10.8-14.4V	11.16-13.2V
24V	21.12-31.2V	21.6-28.8V	22.32-26.4V
28V	24.64-36.4V	25.2-33.6V	26.04-30.8V
48V	42.24-62.4V	43.2-57.6V	44.64-52.8V