

[查询"FAR-F6KA-1G9500-D4DG"供应商](#)

Customer Name	Standard specification	FUJITSU MEDIA DEVICES LIMITED	
System	W-CDMA I (2G) Tx	DATE	May. 23, 2007
FMD Part Number	FAR-F6KA-1G9500-D4DG	Version 2.1b	
Customer No.	-	Reference No.	-

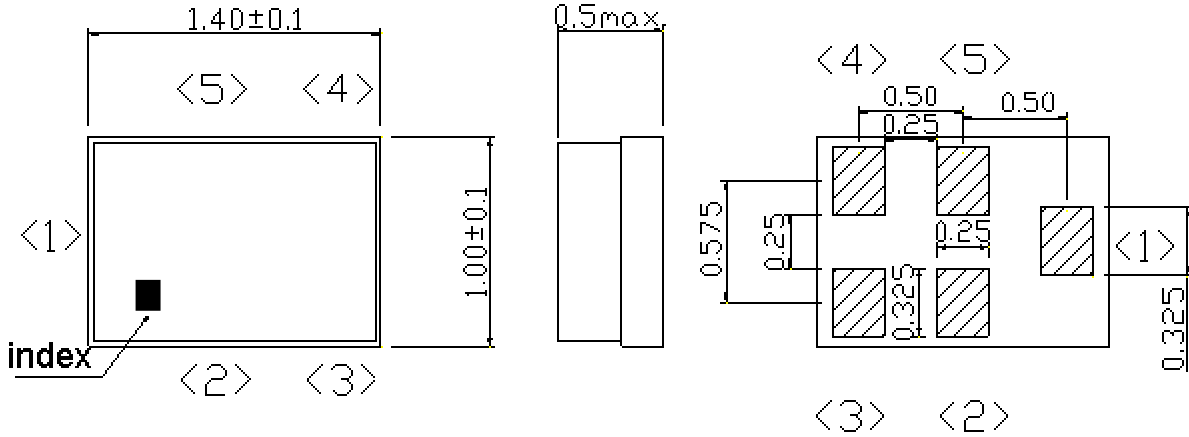
Table 1. Electrical specifications

Pass Band (1920 ~1980 MHz)						
Item	Condition	Specification			Unit	Remarks
		Min.	Typ.	Max.		
Insertion Loss	1920-1980 MHz	-	1.6	2.5	dB	
Ripple	1920-1980 MHz	-	0.6	1.5	dB	
Absolute attenuation	DC-1577MHz	32	38	-	dB	
	1577-1880MHz	22	29	-	dB	
	2110-2170 MHz	35	38	-	dB	
	2500-3120 MHz	28	34	-	dB	
	3840-3960 MHz	25	29	-	dB	
	5760-5940 MHz	15	21	-	dB	
VSWR(S11)	1920-1980 MHz	-	1.9	2.3	-	
VSWR(S22)	1920-1980 MHz	-	1.9	2.3	-	
In/Output impedance	-	50/50			ohm	
Operating temperature		-30 to +85			°C	
Device size (L x W x H)		1.4typ.x1.0typ.x0.5max.			mm	SMD

[查询"FAR-F6KA-1G9500-D4DG"供应商](#)

Customer Name	Standard specification	FUJITSU MEDIA DEVICES LIMITED	
System	W-CDMA I (2G) Tx	DATE	May. 23, 2007
FMD Part Number	FAR-F6KA-1G9500-D4DG	Version	2.1b
Customer No.	-	Reference No.	-

Dimensions

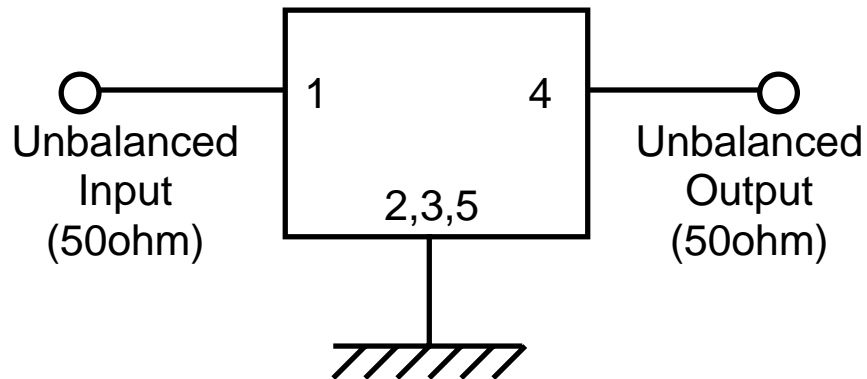


Unit : mm

Pin Configuration

Pin No.	Symbol	Function
1	IN	Unbalanced pin
2	GND	Ground
3	GND	Ground
4	OUT	Unbalanced pin
5	GND	Ground

Evaluation Circuit



[查询"FAR-F6KA-1G9500-D4DG"供应商](#)

Customer Name	Standard specification	FUJITSU MEDIA DEVICES LIMITED	
System	W-CDMA I (2G) Tx	DATE	May. 23, 2007
FMD Part Number	FAR-F6KA-1G9500-D4DG	Version 2.1b	
Customer No.	-	Reference No.	-

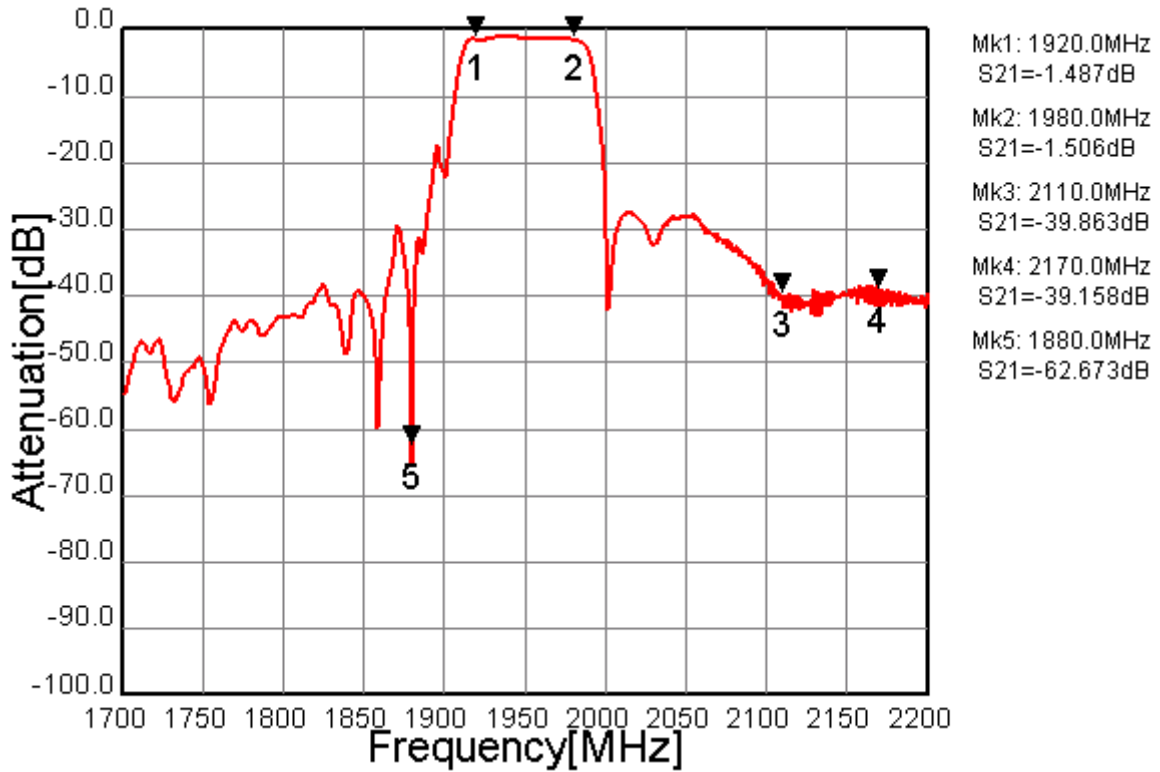


Fig.1 Pass-band Characteristics

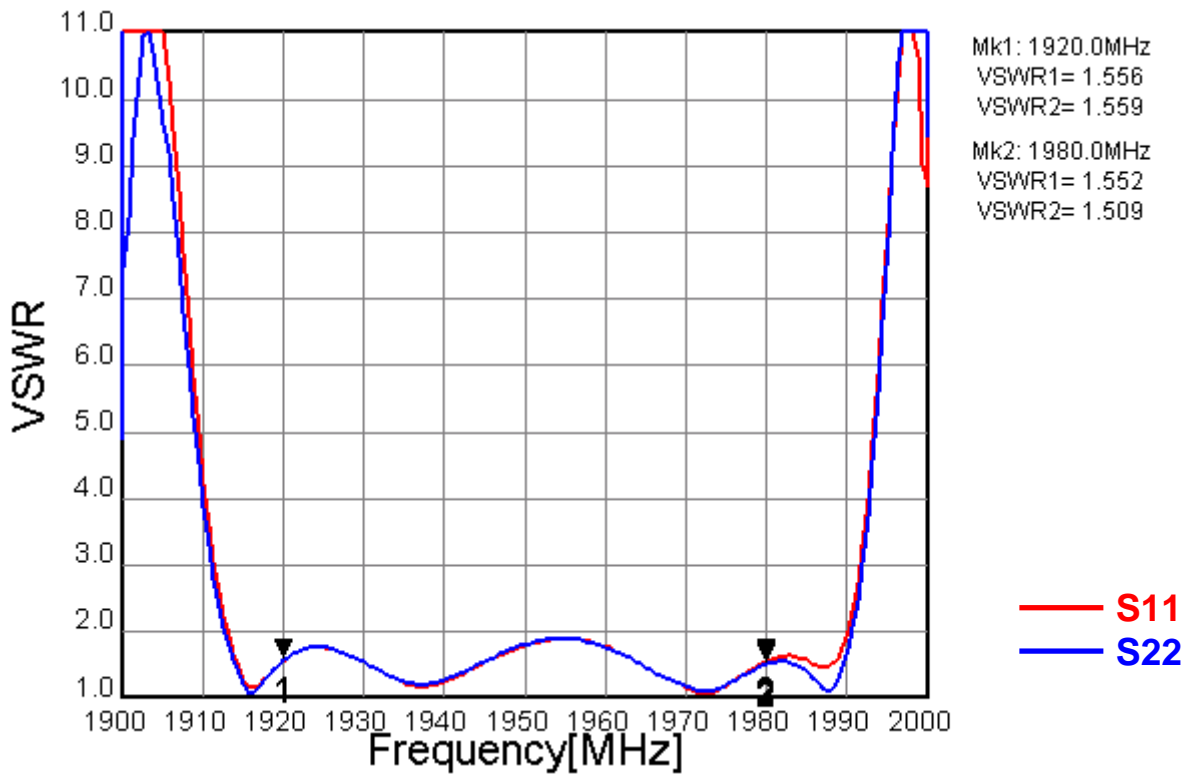


Fig.2 VSWR

[查询"FAR-F6KA-1G9500-D4DG"供应商](#)

Customer Name	Standard specification	FUJITSU MEDIA DEVICES LIMITED	
System	W-CDMA I (2G) Tx	DATE	May. 23, 2007
FMD Part Number	FAR-F6KA-1G9500-D4DG	Version 2.1b	
Customer No.	-	Reference No.	-

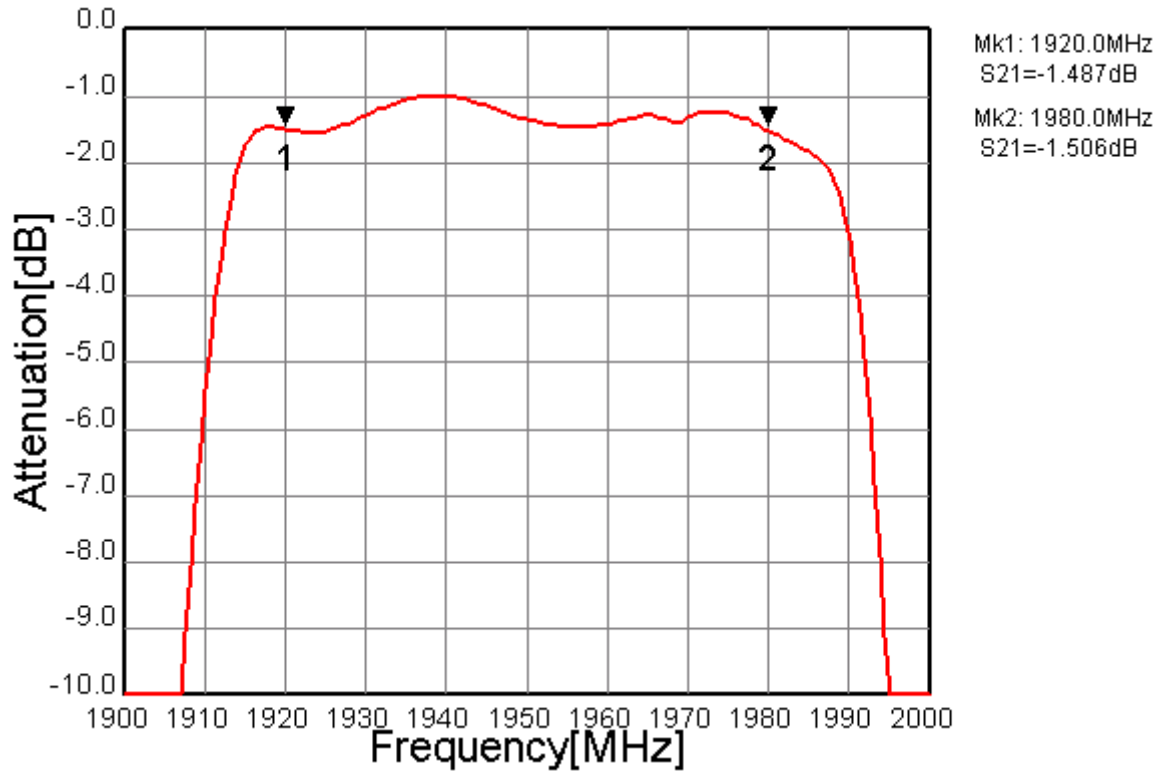


Fig.3 In-band Characteristics

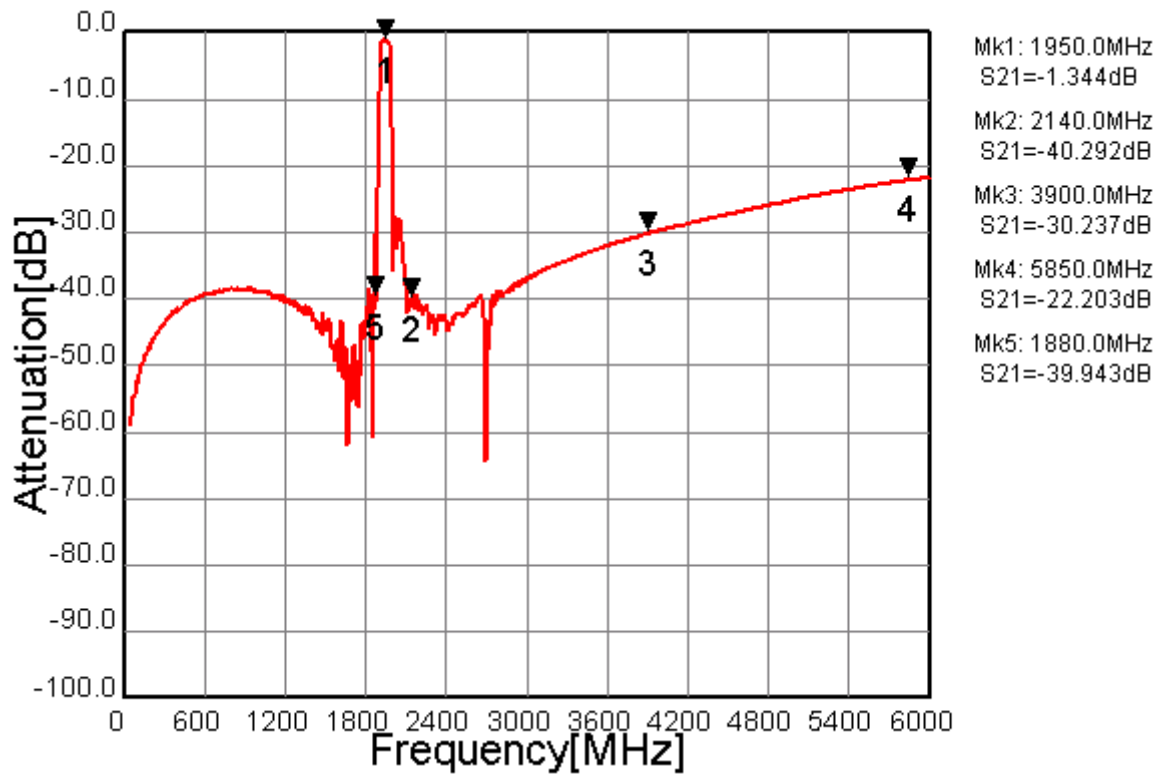


Fig.4 Wide-band Characteristics

[查询"FAR-F6KA-1G9500-D4DG"供应商](#)

Customer Name	Standard specification	FUJITSU MEDIA DEVICES LIMITED	
System	W-CDMA I (2G) Tx	DATE	May. 23, 2007
FMD Part Number	FAR-F6KA-1G9500-D4DG	Version	2.1b
Customer No.	-	Reference No.	-

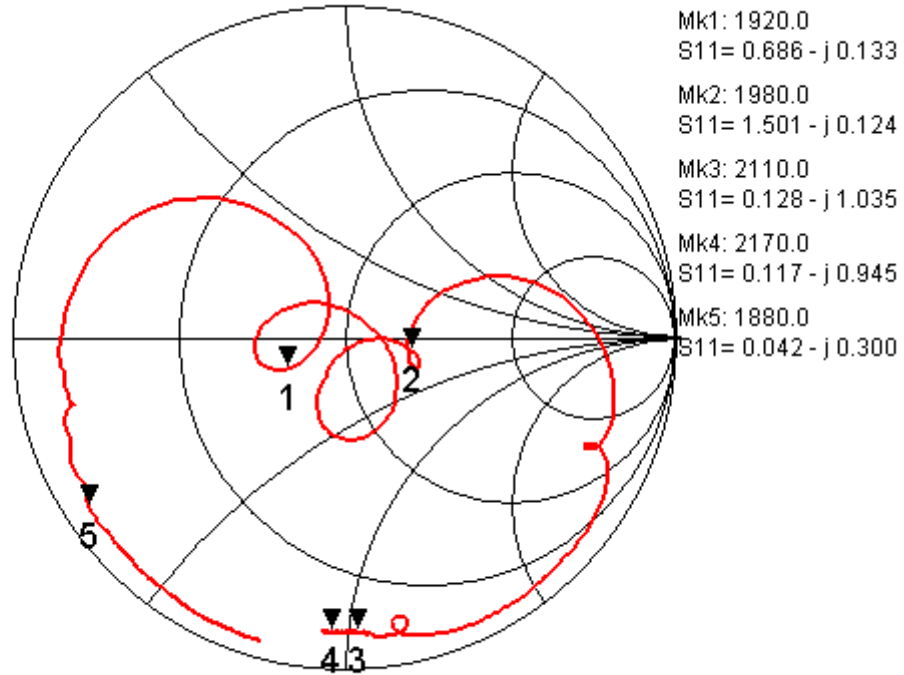


Fig.5 Impedance (S11)

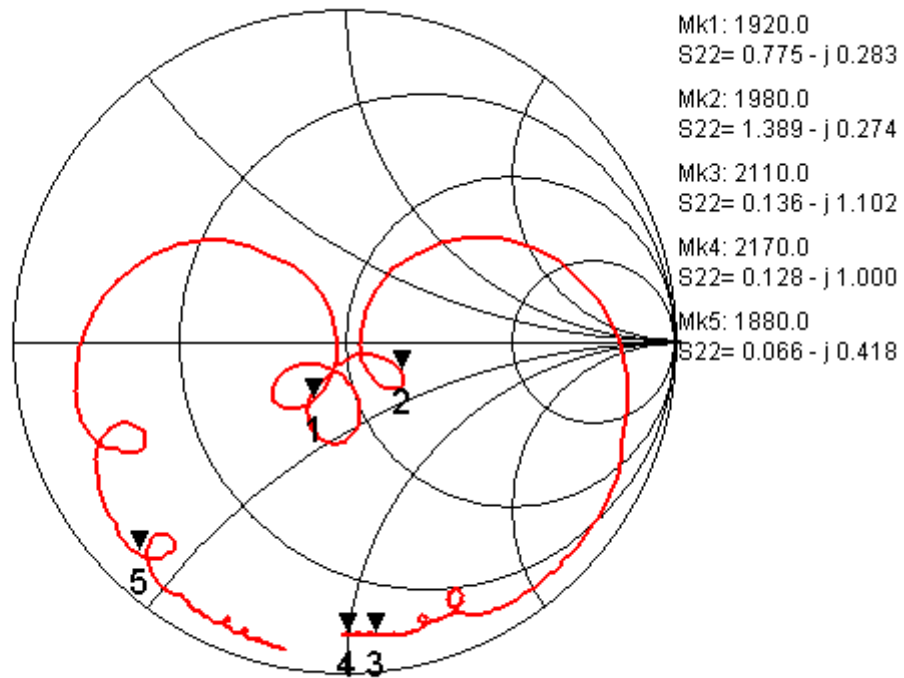


Fig.6 Impedance (S22)

This datasheet has been downloaded from:

www.EEworld.com.cn

Free Download

Daily Updated Database

100% Free Datasheet Search Site

100% Free IC Replacement Search Site

Convenient Electronic Dictionary

Fast Search System

www.EEworld.com.cn