



JQX-115F-T/TH


MINIATURE HIGH POWER RELAY



File No.:116934



File No.:CQC02001001951



Features

- * High Temperature 105°C
- * Low height 15.7 mm
- * 5KV dielectric coil to contacts
- * Creepage distance 10mm
- * Sealed IP67& unsealed types available

CONTACT DATA

Contact Arrangement	1A, 1C
Initial Contact Resistance Max.	50mΩ(at 1A/ 6VDC)
Contact Material	See ordering info.
Max. switching voltage	440VAC/ 125VDC
Max. switching current	16A
Max. switching power	2500VA
Contact Rating	10A/ 250VAC
	1 x 10 ⁵ OPS(360 ops/hour)
	16A/ 250VAC
	5 x 10 ⁴ OPS(360 ops/hour)
Mechanical life	1 x 10 ⁷ OPS (72,000 ops/hour)
Electrical life	1 x 10 ⁵ OPS (360 ops/hour)

CHARACTERISTICS

Initial Insulation Resistance	1000MΩ, 500VDC	
Dielectric	Between coil and Contacts	5000VAC 1min.
	Strength	Between open contacts
Surge voltage between coil and contacts	10KV (1.2X50μs)	
Operate time (at nomi. Volt.)	Max. 15ms	
Release time (at nomi. Volt.)	Max. 8ms	
Temperature rise (at nomi. Volt.)	Max. 55°C	
Shock Resistance	Functional	100 m/s ²
	Destructive	1000 m/s ²
Vibration Resistance	10 to150Hz , 10g/5g	
Humidity	35% to 85%	
Ambient temperature	-40°C to +105°C	
Termination	PCB	
Unit weight	13.5g	
Construction	Sealed IP67 &Unsealed	

COIL

Coil power	JQX-115F-TH:0.25W, JQX-115F-T:0.4W
------------	------------------------------------

COIL DATA

Standard (JQX-115F-T)

Nominal Voltage VDC	Pick-up Voltage VDC	Drop-out Voltage VDC	Max. allowable Voltage VDC(at 20°C)	Coil Resistance Ω(at 20°C)
5	3.50	0.5	6.5	62 ± 10%
6	4.20	0.6	7.8	90 ± 10%
9	6.30	0.9	11.7	202 ± 10%
12	8.40	1.2	15.6	360 ± 10%
18	12.6	1.8	23.4	810 ± 10%
24	16.8	2.4	31.2	1440 ± 10%
48	33.6	4.8	62.4	5760 ± 10%
60	42.0	6.0	78	7500 ± 15%

Sensitive (JQX-115F-TH)

Nominal Voltage VDC	Pick-up Voltage VDC	Drop-out Voltage VDC	Max. allowable Voltage VDC(at 20°C)	Coil Resistance Ω(at 20°C)
5	3.75	0.5	6.5	100 ± 10%
6	4.50	0.6	7.8	144 ± 10%
9	6.75	0.9	11.7	324 ± 10%
12	9.00	1.2	15.6	576 ± 10%
18	13.50	1.8	23.4	1,296 ± 10%
24	18.00	2.4	31.2	2,304 ± 10%
48	36.00	4.8	62.4	9,216 ± 15%
60	45.00	6.0	78	12,857 ± 15%

SAFETY APPROVAL RATINGS

JQX-115F-TH (High Temp and High Sensitive)		
VDE	Specifications	Ratings
	JQX-115F-TH-1H(S)3(G)(F)	10A 250VAC @ to105°C 6A 400VAC @ to105°C



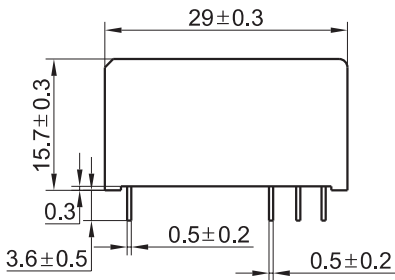
HONGFA RELAY
ISO9001*ISO/TS16949 *ISO14001 CERTIFIED

VERSION: EN02-20040601

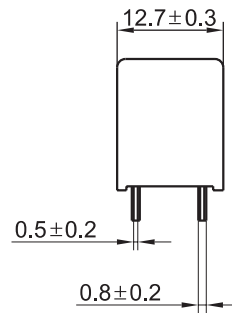
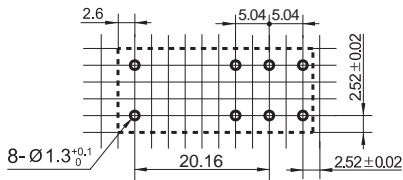
JQX-115F-T/TH 012		1H	S	3	A
Type	JQX-115F-TH Sensitive 0.25W				
Coil voltage	5, 6, 9, 12, 18, 24, 48, 60VDC				
Contact arrangement	1H: 1 Form A		1Z: 1 Form C		
Structure	S: Sealed IP67		Nil: Unsealed		
Version	3: 5.0mm				
Contact Material	A: AgSnO ₂		B: AgNi		Nil: AgCdO

OUTLINE DIMENSIONS, WIRING DIAGRAM AND PC BOARD LAYOUT

Outline Dimensions

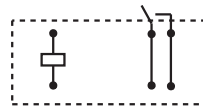


PCB layout

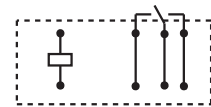


Wiring Diagram

(1 Form A)

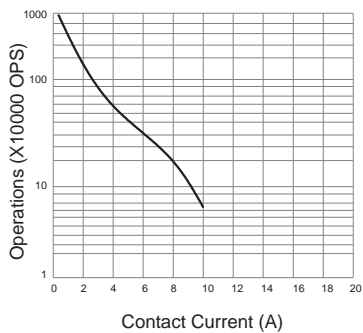


(1 Form C)



CHARACTERISTICS CURVE

LIFE CURVE



COIL OPERATING RANGE DC

