


[查询"B0726-EL"供应商](#)

ADSL Transformers

For Broadcom ADSL
CPE Modem chipsets

The B0726-E and C1350-A ADSL transformers have been approved by Broadcom for use with their BCM6335, BCM6338, BCM6345, and BCM6348 ADSL CPE Modem chipsets and their BCM6301 5-Volt Line Driver.

These transformers feature split windings for chip receive, chip transmit and line side. They offer 1875 Vrms

isolation, low DC resistance, low leakage inductance and excellent total harmonic distortion. Their compact design makes them suitable for high density applications.

Coilcraft can also custom design transformers to meet your specific requirements. For free evaluation samples, contact Coilcraft or visit www.coilcraft.com.

Part number ¹	ADSL Annex	Inductance ² ±5% (μH)	DCR max (Ohms)	Leakage inductance ³ max (μH)	Interwinding capacitance ⁴ (pF)	Turns ratio		THD ⁵ typ (dB)
						chip tx : chip rx	chip tx : line	
B0726-EL_	A	400	0.815 (1-3) (2-4) 0.232 (5-7) (6-8) 0.831 (16-11) (14-9)	18.0	22.0	1 : 4.25	1 : 4.25	-95.0
C1350-AL_	B	100	0.815 (1-3) (2-4) 0.232 (5-7) (6-8) 0.831 (16-11) (14-9)	18.0	22.0	1 : 4.25	1 : 4.25	-93.0

1. When ordering, please specify a **packaging** code:

C1350-AL D

Packaging: D = 13" machine ready reel. EIA-481 embossed plastic tape (200 per full reel).

B = Less than full reel. In tape, but not machine ready. To have a leader and trailer added (\$25 charge), use code letter D instead.

2. Inductance measured at 10 kHz, 0.1 Vrms, 0 Adc between pins 9 and 16 with pins 11 and 14 connected.

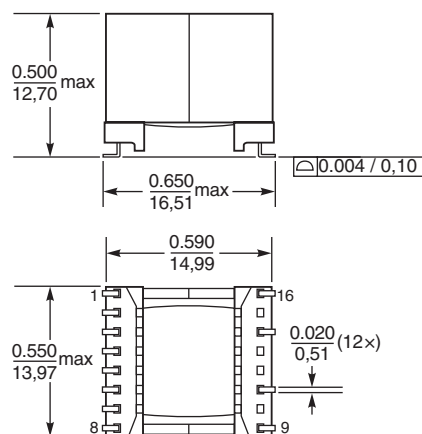
3. Leakage inductance measured at 100 kHz, 0.1 Vrms between pins 9 and 16 with all other pins shorted.

4. Capacitance tested between pins 1 and 16 with all other pins shorted.

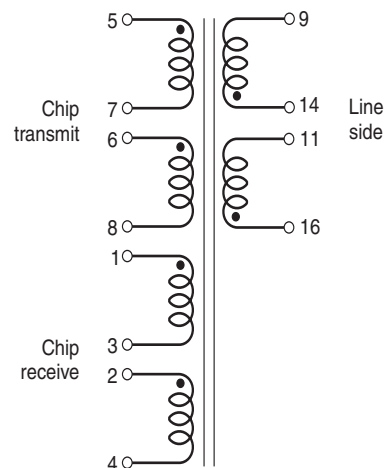
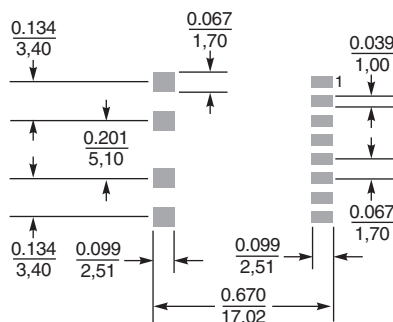
5. Total harmonic distortion measured at 30 kHz.

6. Operating temperature range -40°C to +85°C.

7. Electrical specifications at 25°C



Recommended Land Pattern



Weight: 6.1 – 6.3 g

Terminations: Tin-silver over tin over nickel over phos bronze

Tape and reel: 200/13" reel 44 mm tape width

For packaging data see Tape and Reel Specifications section.

Coilcraft®

Specifications subject to change without notice.
Please check our website for latest information.

Document 443 Revised 10/08/08

1102 Silver Lake Road Cary, Illinois 60013 Phone 847/639-6400 Fax 847/639-1469

E-mail info@coilcraft.com Web <http://www.coilcraft.com>