

## APPLICATIONS

- ✓ Computer Notebooks
- ✓ Communication Systems & Cellular Phones
- ✓ Printers
- ✓ Personal Digital Assitant(PDA)
- ✓ Video Equipment

## IEC COMPATIBILITY (EN61000-4)


- ✓ 61000-4-2 (ESD): Air - 15kV, Contact - 8kV
- ✓ 61000-4-4 (EFT): 40A - 5/50ns

## FEATURES

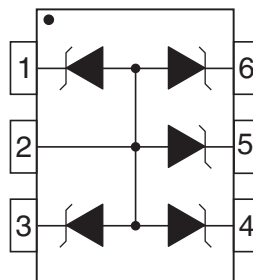
- ✓ 100 Watts Peak Pulse Power per Line (tp=8/20µs)
- ✓ Monolithic Structure
- ✓ Available in 4 Voltage Types: 5V to 24V
- ✓ Low Clamping Voltage
- ✓ ESD Protection > 40 kilovolts
- ✓ Low Leakage Current
- ✓ Protects Four (4) Bidirectional Lines and Five (5) Unidirectional Lines
- ✓ RoHS Compliant

## MECHANICAL CHARACTERISTICS

- ✓ Molded JEDEC SOT-563 Package
- ✓ Weight 3 milligrams (Approximate)
- ✓ Available in Lead-Free Nickel-Paladium-Gold Plating
- ✓ Solder Reflow Temperature:  
     Nickel-Paladium-Gold (Ni/Pd/Au) Sn/Ag/Cu: 260-270°C
- ✓ Consult Factory for Leaded Device Availability
- ✓ Flammability Rating UL 94V-0
- ✓ 8mm Tape and Reel Per EIA Standard 481
- ✓ Marking: Marking Code & Pin One Defined By Dot on Top of Package



## PIN CONFIGURATION



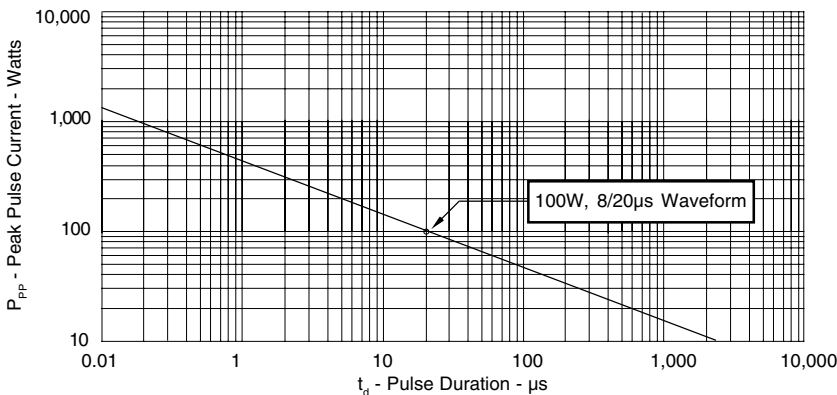
**DEVICE CHARACTERISTICS**

MAXIMUM RATINGS @ 25°C Unless Otherwise Specified			
PARAMETER	SYMBOL	VALUE	UNITS
Peak Pulse Power ( $t_p = 8/20\mu s$ ) - See Figure 1	$P_{PP}$	100	Watts
Operating Temperature	$T_L$	-55 to 150	°C
Storage Temperature	$T_{STG}$	-55 to 150	°C
Maximum Forward Voltage @ 10mA	$V_F$	1.0	V

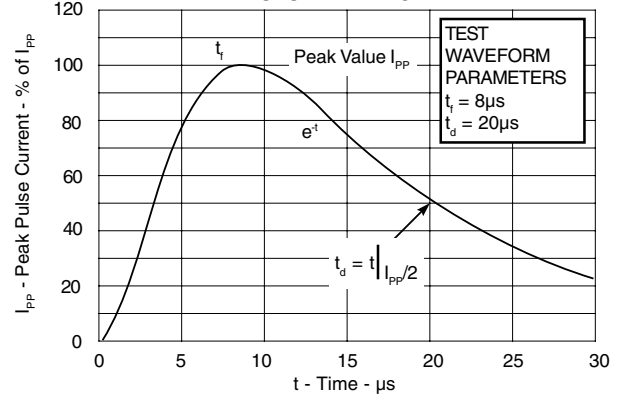
ELECTRICAL CHARACTERISTICS PER LINE @ 25°C Unless Otherwise Specified						
PART NUMBER	DEVICE MARKING	RATED STAND-OFF VOLTAGE	MINIMUM BREAKDOWN VOLTAGE	MAXIMUM CLAMPING VOLTAGE (See Fig. 2)	MAXIMUM LEAKAGE CURRENT	TYPICAL CAPACITANCE (See Note 1)
		$V_{WM}$ VOLTS	@ 1mA $V_{(BR)}$ VOLTS	@ 8/20 $\mu s$ $V_C @ I_{PP}$	@ $V_{WM}$ $I_b$ $\mu A$	0V @ 1 MHz C pF
MSMF05C	B	5.0	6.0	12.0V @ 9.0A	1	40
MSMF12C	D	12.0	13.3	23.8V @ 4.2A	1	20
MSMF15C	F	15.0	16.7	33.3V @ 3.0A	1	15
MSMF24C	H	24.0	26.7	55.5V @ 1.8A	1	10

**Note 1:** Pins 1, 3, 4, 5, or 6 to pin 2.

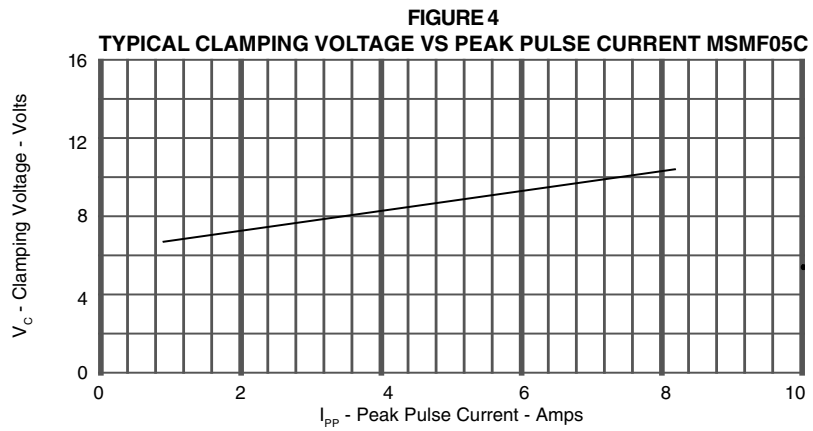
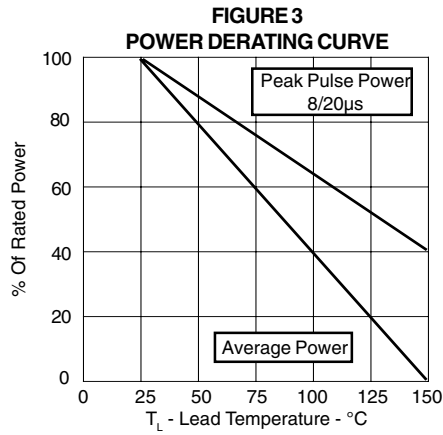
**FIGURE 1**  
**PEAK PULSE POWER VS PULSE TIME**



**FIGURE 2**  
**PULSE WAVE FORM**



**GRAPHS**



## SOT-563 PACKAGE OUTLINE & DIMENSIONS

### PACKAGE OUTLINE

### SOT-563

### PACKAGE DIMENSIONS

DIM	MILLIMETERS		INCHES	
	MIN	MAX	MIN	MAX
A	1.50	1.70	0.059	0.067
B	1.10	1.30	0.043	0.051
C	0.50	0.60	0.020	0.024
D	0.17	0.27	0.007	0.011
G	0.50 BSC	-	0.020 BSC	-
J	0.08	0.16	0.003	0.007
K	0.10	0.30	0.004	0.012
S	1.50	1.70	0.059	0.067

### MOUNTING PAD

TYPICAL		
DIM	Millimeters	Inches
1	0.30	0.012
2	1.02	0.040
3	0.51	0.020
4	1.40	0.055
5	0.51	0.020

### NOTES

1. Dimensioning and tolerances per ANSI Y14.5M, 1985.
2. Controlling Dimension: Inches
3. Pin 3 is the cathode (Unidirectional Only).
4. Dimensions are exclusive of mold flash and metal burrs.

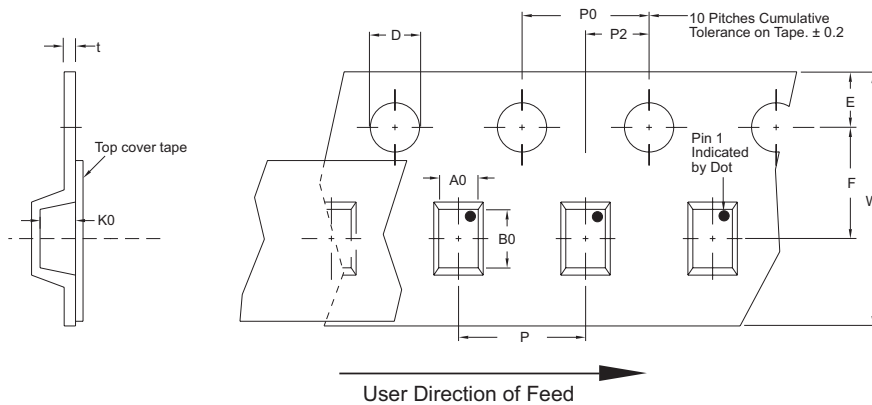
### TAPE & REEL/BULK ORDERING NOMENCLATURE

1. Surface mount product is taped and reeled in accordance with EIA-481.
2. Suffix -T7 = 7 Inch Reel - 3,000 pieces per 8mm tape, i.e., *MSMF05C-T7*.
3. Suffix -T13 = 13 Inch Reel - 10,000 pieces per 8mm tape, i.e., *MSMF05C-T13*.
4. Suffix -P = Lead-Free, Nickel-Paladium-Gold Plating, i.e., *MSMF05C-P-T7*.

**Outline & Dimensions: Rev1 - 9/05, 06051**

Tape & Reel Specifications (Dimensions in millimeters)

Reel Dia.	Tape Width	A0	B0	K0	D	E	F	W	P0	P2	P	tmax
178mm (7")	8mm	1.78 ± 0.05	1.78 ± 0.05	0.69 ± 0.05	1.50 ± 0.10	1.75 ± 0.10	3.50 ± 0.05	8.00 ± 0.30	4.00 ± 0.10	2.00 ± 0.05	4.00 ± 0.10	0.25



**COPYRIGHT © ProTek Devices 2007**

SPECIFICATIONS: ProTek reserves the right to change the electrical and or mechanical characteristics described herein without notice (except JEDEC).

DESIGN CHANGES: ProTek reserves the right to discontinue product lines without notice, and that the final judgement concerning selection and specifications is the buyer's and that in furnishing engineering and technical assistance, ProTek assumes no responsibility with respect to the selection or specifications of such products.

**ProTek Devices**  
 2929 South Fair Lane, Tempe, AZ 85282  
 Tel: 602-431-8101 Fax: 602-431-2288  
 E-Mail: [sales@protekdevices.com](mailto:sales@protekdevices.com)  
 Web Site: [www.protekdevices.com](http://www.protekdevices.com)