

[查询"FAR-F5KA-836M50-D4DF"供应商](#)

Customer Name	Standard	FUJITSU MEDIA DEVICES LIMITED	
System	CDMA / GSM850 Tx (50/50ohm Unbalance)	DATE	Dec. 14, 2006
FMD Part Number	FAR-F5KA-836M50-D4DF	Version 2.0 b	

Table 1. Electrical specifications

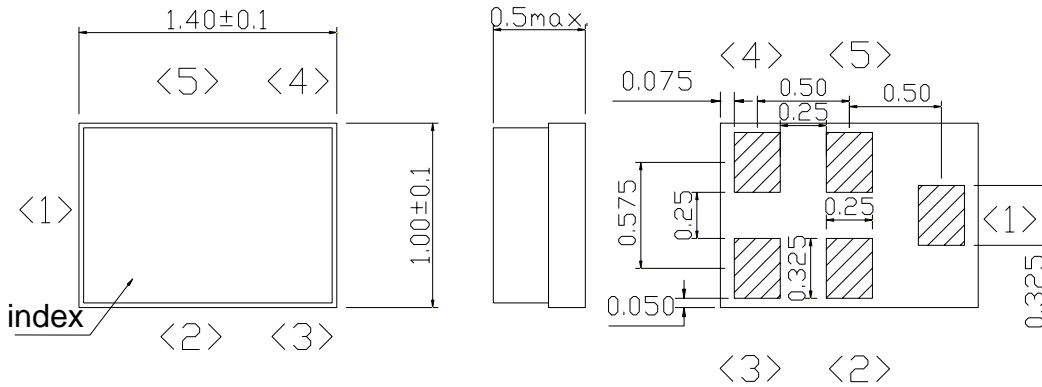
Passband: 824 ~ 849 MHz						
Item	Condition	Specification				Remark
		Min.	Typ.	Max.	Unit	
Insertion Loss	824 - 849 MHz	-	1.9	2.6	dB	
Ripple	824 - 849 MHz	-	0.7	1.6	dB	
Absolute Attenuation	DC - 750 MHz	35	45	-	dB	
	750 - 800 MHz	28	41	-	dB	
	869 - 894 MHz	35	44	-	dB	
	894 - 1050 MHz	38	45	-	dB	
	1050 - 1210 MHz	35	44	-	dB	
	1210 - 1580 MHz	30	39	-	dB	
	1580 - 2000 MHz	28	36	-	dB	
	2000 - 3000 MHz	23	31	-	dB	
VSWR(Input)	824 - 849 MHz	-	1.8	2.3		
VSWR(Output)	824 - 849 MHz	-	1.8	2.3		
Input Impedance		50			Ohm	
Output Impedance		50			Ohm	
Device Size	-	1.4typ.x1.0typ.x0.5max.			°C	
Operating temp.	-	-30 ~ +85			°C	

[查询"FAR-F5KA-836M50-D4DF"供应商](#)

Customer Name	Standard	FUJITSU MEDIA DEVICES LIMITED	
System	CDMA / GSM850 Tx (50/50ohm Unbalance)	DATE	Dec. 14, 2006
FMD Part Number	FAR-F5KA-836M50-D4DF	Version 2.0 b	

Dimension

Device size: 1.4mmtyp. x 1.0mmtyp. x 0.5max.

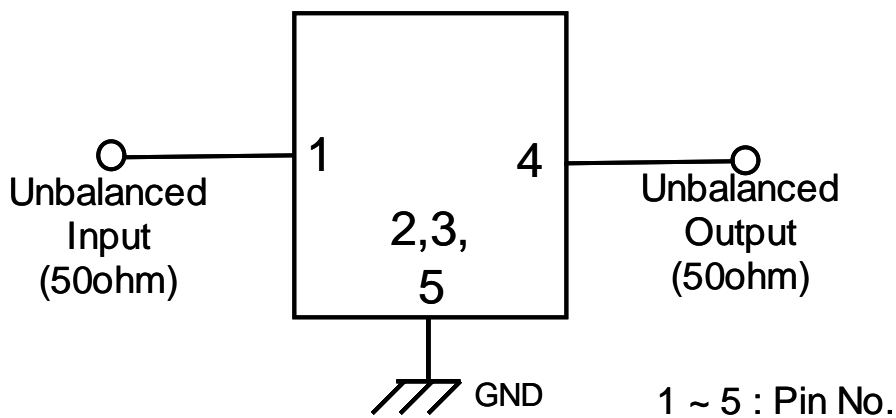


Unit: mm

Pin Configuration

Pin No.	Symbol	Function
1	IN	Unbalanced pin
2	GND	Ground
3	GND	Ground
4	OUT	Unbalanced pin
5	GND	Ground

Evaluation Circuit



[查询"FAR-F5KA-836M50-D4DF"供应商](#)

Customer Name	Standard	FUJITSU MEDIA DEVICES LIMITED	
System	CDMA / GSM850 Tx (50/50ohm Unbalance)	DATE	Dec. 14, 2006
FMD Part Number	FAR-F5KA-836M50-D4DF	Version 2.0 b	

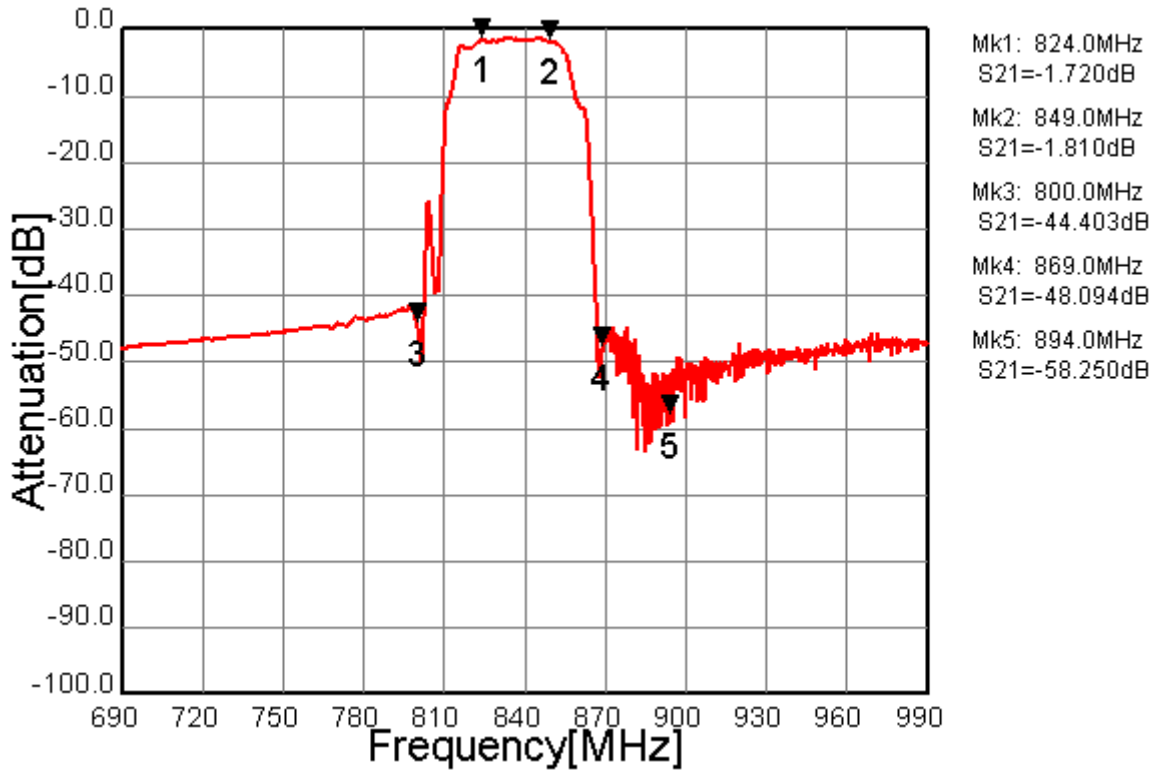


Fig.1 Pass-band Characteristics

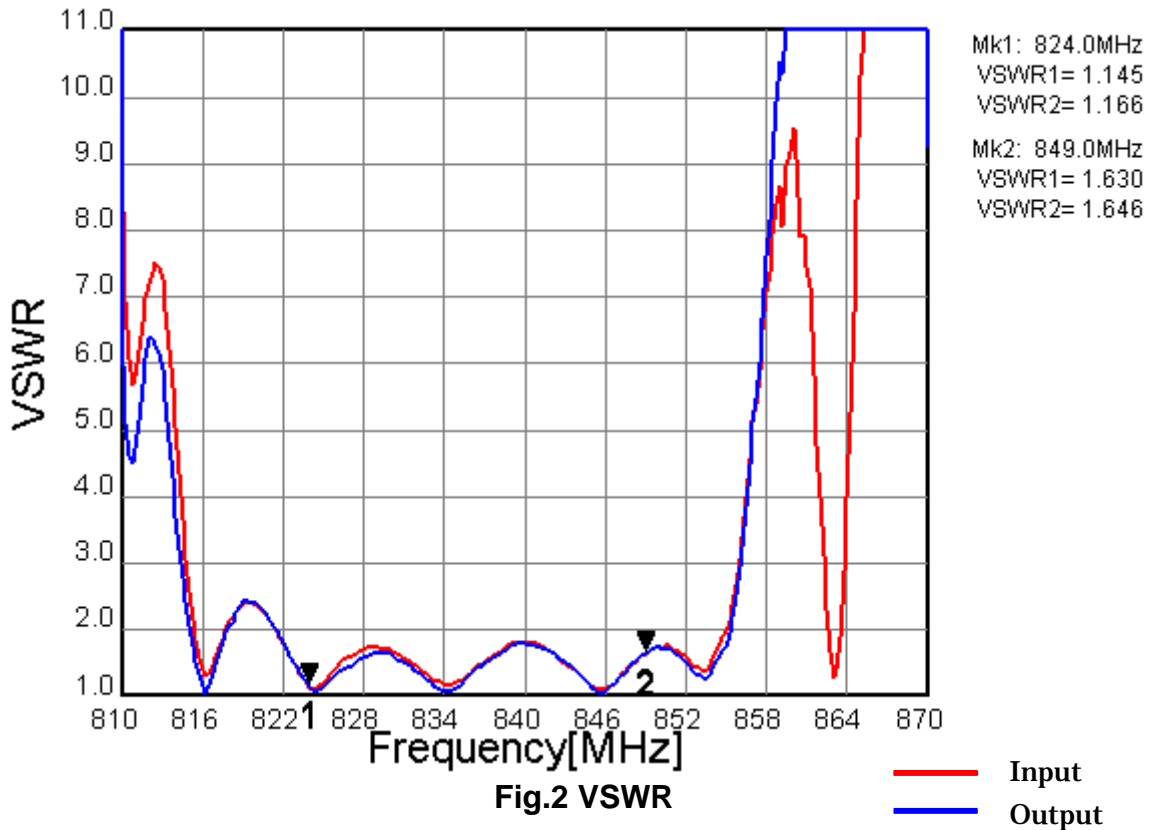


Fig.2 VSWR

— Input
— Output

[查询"FAR-F5KA-836M50-D4DF"供应商](#)

Customer Name	Standard	FUJITSU MEDIA DEVICES LIMITED	
System	CDMA / GSM850 Tx (50/50ohm Unbalance)	DATE	Dec. 14, 2006
FMD Part Number	FAR-F5KA-836M50-D4DF	Version 2.0 b	

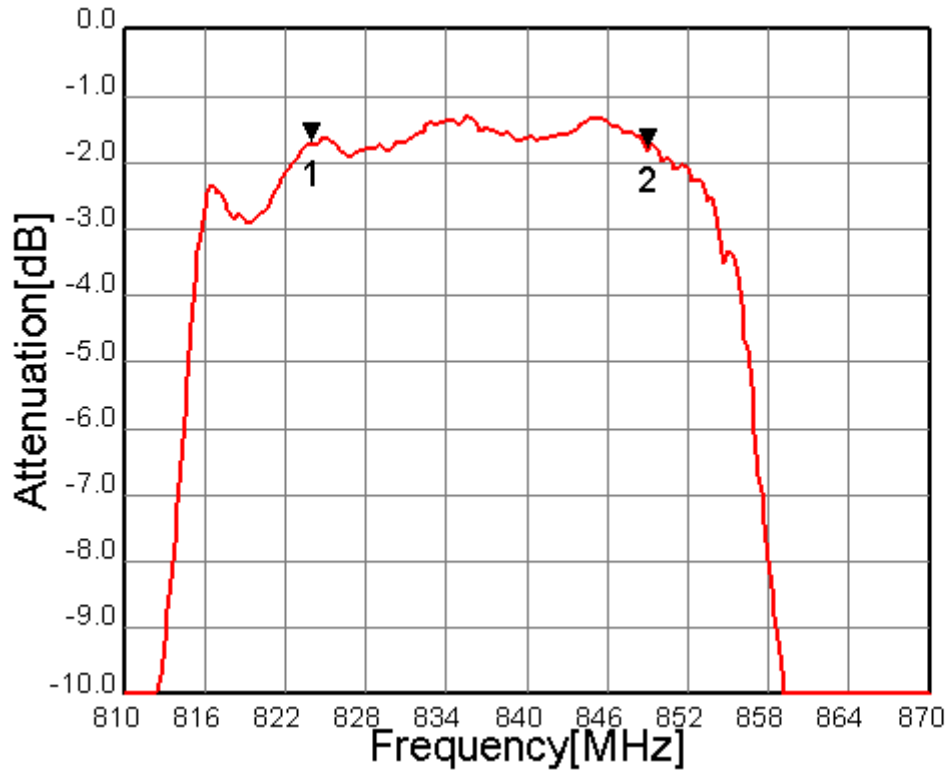


Fig.3 In-band Characteristics

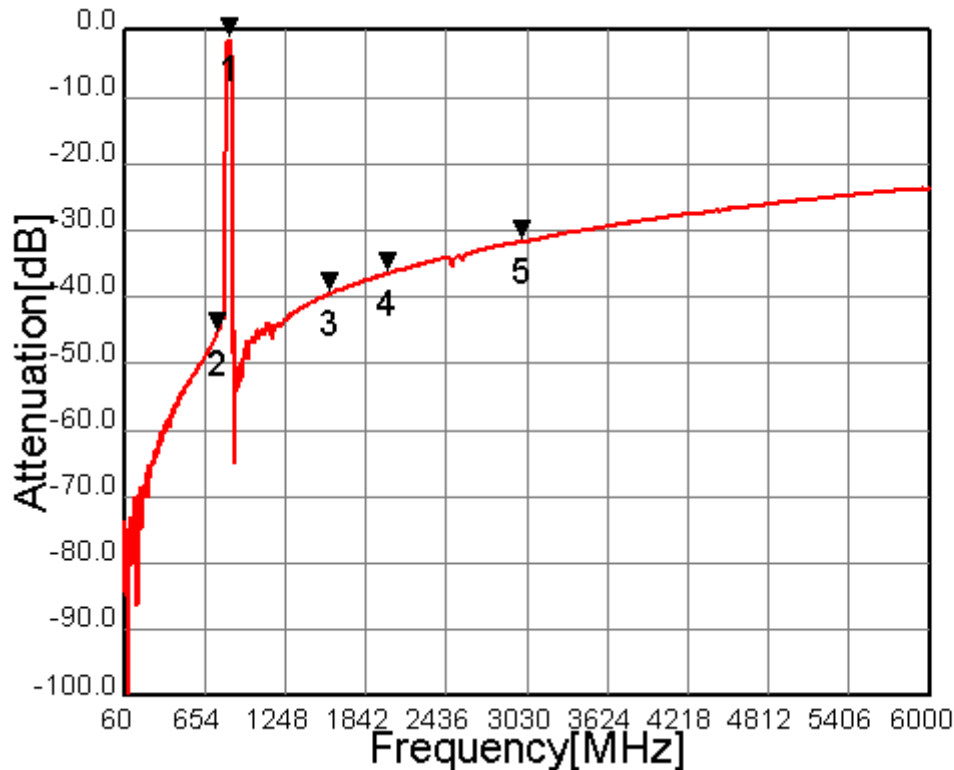


Fig.4 Wide-band Characteristics

[查询"FAR-F5KA-836M50-D4DF"供应商](#)

Customer Name	Standard	FUJITSU MEDIA DEVICES LIMITED	
System	CDMA / GSM850 Tx (50/50ohm Unbalance)	DATE	Dec. 14, 2006
FMD Part Number	FAR-F5KA-836M50-D4DF	Version 2.0 b	

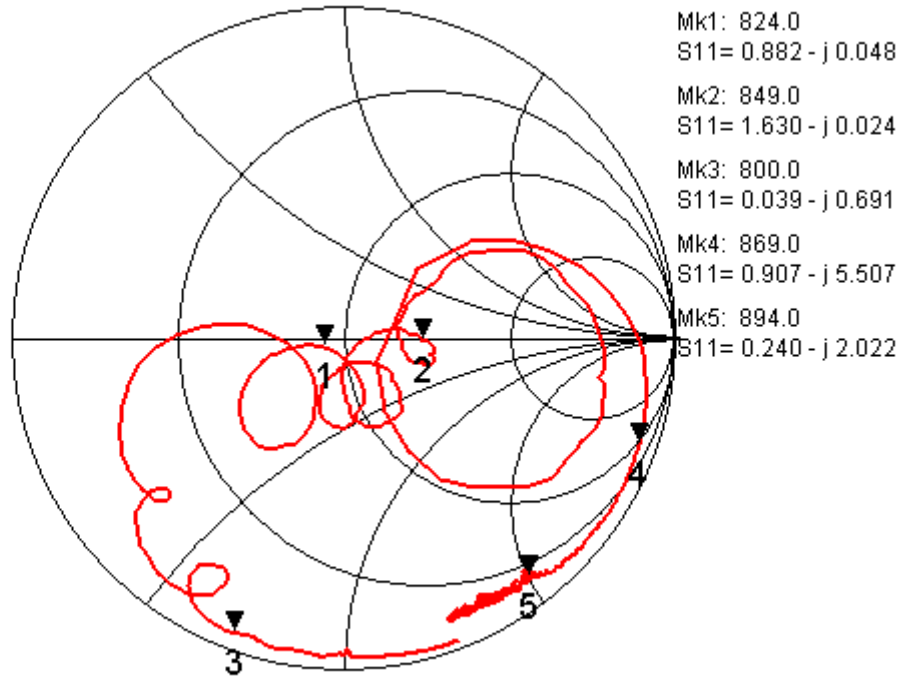


Fig.5 Input Impedance

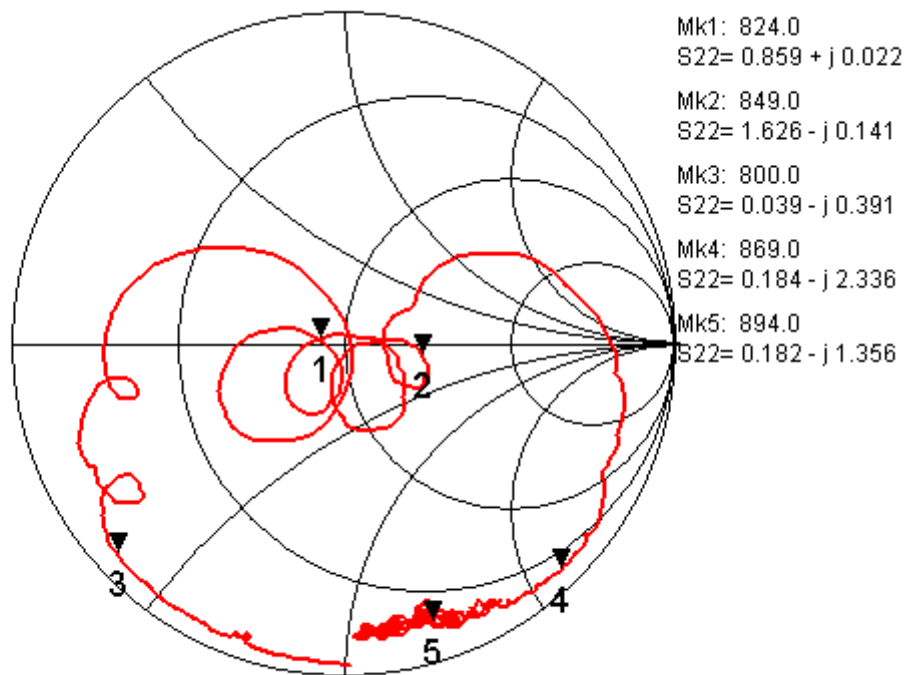


Fig.6 Output Impedance

This datasheet has been downloaded from:

www.EEworld.com.cn

Free Download

Daily Updated Database

100% Free Datasheet Search Site

100% Free IC Replacement Search Site

Convenient Electronic Dictionary

Fast Search System

www.EEworld.com.cn