



Features

- 0603 size
- Magnetic shielding
- High Q characteristics
- Nickel barrier
- Lead free

Applications

- Prevention of electromagnetic interference to signals on the secondary side of electronic equipment

CS160808 Series - Ferrite Multi-Layer Chip Inductors

Electrical Specifications

Bourns Part No.	Inductance		Q	Test Freq.	SRF MHz		DCR	I rms
	μ H	Tol. %			L, Q MHz	min.		
CS160808-47NK	0.047	± 10	45	50	260	320	150	200
CS160808-68NK	0.068	± 10	45	50	250	290	200	200
CS160808-82NK	0.082	± 10	45	50	245	280	250	200
CS160808-R10K	0.10	± 10	30	25	240	270	250	200
CS160808-R12K	0.12	± 10	30	25	205	260	300	200
CS160808-R15K	0.15	± 10	30	25	180	250	350	200
CS160808-R18K	0.18	± 10	30	25	165	220	400	200
CS160808-R22K	0.22	± 10	30	25	150	200	400	200
CS160808-R27K	0.27	± 10	30	25	136	190	500	200
CS160808-R33K	0.33	± 10	30	25	125	180	550	150
CS160808-R39K	0.39	± 10	30	25	110	170	600	150
CS160808-R47K	0.47	± 10	30	25	105	160	700	150
CS160808-R56K	0.56	± 10	30	25	95	150	900	150
CS160808-R68K	0.68	± 10	30	25	80	140	900	150
CS160808-R82K	0.82	± 10	30	25	75	130	1400	100
CS160808-1R0K	1.0	± 10	50	10	70	95	500	100
CS160808-1R2K	1.2	± 10	50	10	60	80	600	100
CS160808-1R5K	1.5	± 10	50	10	55	70	650	50
CS160808-1R8K	1.8	± 10	50	10	50	70	750	50
CS160808-2R2K	2.2	± 10	50	10	45	60	900	50
CS160808-2R7K	2.7	± 10	50	10	40	55	1000	50

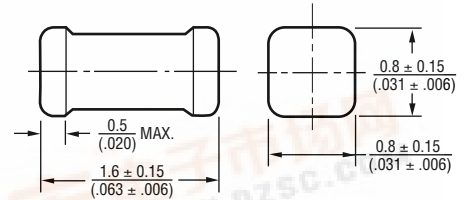
General Specifications

Temperature Rise20 °C max. at rated current
 Operating Temperature-55 °C to +125 °C
 Storage Temperature-55 °C to +125 °C
 Reflow Soldering ...230 °C, 50 sec. max.
 Resistance to Soldering Heat260 °C, 10 seconds

Materials

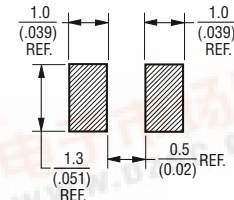
Base MaterialFerrite
 Terminal.....Ag/Ni/Sn
 Packaging.....4,000 pcs. per reel

Product Dimensions

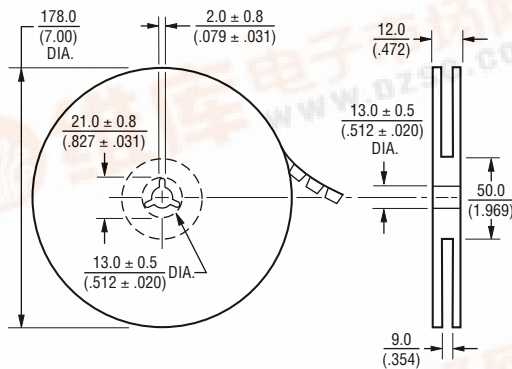


DIMENSIONS: $\frac{\text{MM}}{\text{(INCHES)}}$

Recommended Layout



Packaging Specifications



*RoHS Directive 2002/95/EC Jan 27 2003 including Annex
 Specifications are subject to change without notice.
 Customers should verify actual device performance in their specific applications.



CS160808 Series - Ferrite Multi-Layer Chip Inductors **BOURNS®**

Electrical Specifications

