

CT Series

1. [查询"5101CT"供应商](#) SINGLE OUTPUT DC/DC INDUSTRIAL

Features

- Single output with centertap
- Dual polarity high voltage modules
- Low ripple
- Low EMI/RFI



Specifications

INPUT

Voltage See table.

OUTPUT

Power 1.5W, 3W and 10W.

Voltage range $\pm 50\text{VDC}$ to $\pm 6000\text{VDC}$.

Current See table.

Ripple See table.

GENERAL

Dimensions See drawings.

Weight Case A & B: 42g.
Case C & D : 85g.
Case E & F: 113g.

Packaging Epoxy encapsulated.

Case material Case A, B, C & D: Glass-filled epoxy.
Case E & F: Aluminum.

OPTIONS

External mounting box Consult your local Powerbox office.

Mounting holes

PIN# FUNCTION

1	(+)Input
2	(-)Input
3	(+)Output
4	(-)Output
5	Output center tap



CT Series

1 查询"E101CT"供应商 SINGLE OUTPUT DC/DC INDUSTRIAL

Selection Table

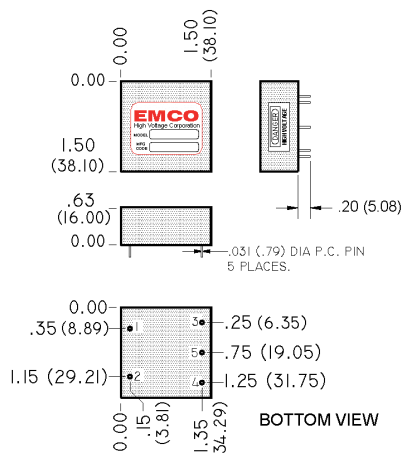
MODEL NUMBER	OUTPUT VOLTAGE	OUTPUT CURRENT	INPUT VOLTAGE	INPUT CURRENT (NO LOAD)	INPUT CURRENT (FULL LOAD)	RIPPLE	CASE	POWER
G01CT	0 to $\pm 50V$	15mA	0 to 12V	<100mA	250mA	1.75%	A	1.5W
G02CT	0 to $\pm 100V$	7.5mA	0 to 12V	<100A	250mA	0.75%	A	1.5W
G03CT	0 to $\pm 150V$	5mA	0 to 12V	<100A	250mA	0.75%	A	1.5W
G04CT	0 to $\pm 200V$	3.75mA	0 to 12V	<100A	250mA	0.1%	A	1.5W
G05CT	0 to $\pm 250V$	3mA	0 to 12V	<100mA	250mA	0.025%	A	1.5W
G06CT	0 to $\pm 300V$	2.5mA	0 to 12V	<100mA	250mA	0.1%	A	1.5W
G10CT	0 to $\pm 500V$	1.5mA	0 to 12V	<100mA	250mA	0.1%	A	1.5W
G12CT	0 to $\pm 600V$	1.25mA	0 to 12V	<150mA	250mA	0.1%	A	1.5W
G15CT	0 to $\pm 750V$	1mA	0 to 12V	<125mA	250mA	0.5%	A	1.5W
G20CT	0 to $\pm 1000V$	0.75mA	0 to 12V	<165mA	250mA	0.5%	A	1.5W
G25CT	0 to $\pm 1250V$	0.6mA	0 to 12V	<125mA	250mA	1%	B	1.5W
G30CT	0 to $\pm 1500V$	0.5mA	0 to 12V	<125mA	250mA	1%	B	1.5W
G40CT	0 to $\pm 2000V$	0.37mA	0 to 12V	<125mA	250mA	1%	B	1.5W
G50CT	0 to $\pm 2500V$	0.3mA	0 to 12V	<125mA	250mA	2%	B	1.5W
G60CT	0 to $\pm 3000V$	0.25mA	0 to 12V	<125mA	250mA	2%	B	1.5W
E01CT	0 to $\pm 50V$	30mA	0 to 12V	<175mA	425mA	1.5%	C	3W
E02CT	0 to $\pm 100V$	15mA	0 to 12V	<125mA	400mA	0.25%	C	3W
E03CT	0 to $\pm 150V$	10mA	0 to 12V	<125mA	400mA	0.1%	C	3W
E05CT	0 to $\pm 250V$	6mA	0 to 12V	<150mA	400mA	0.02%	C	3W
E06CT	0 to $\pm 300V$	5mA	0 to 12V	<175mA	400mA	0.1%	C	3W
E08-5CT	0 to $\pm 375V$	4mA	0 to 12V	<125mA	400mA	0.02%	C	3W
E10CT	0 to $\pm 500V$	3mA	0 to 12V	<125mA	400mA	0.03%	C	3W
E12CT	0 to $\pm 600V$	2.5mA	0 to 12V	<125mA	400mA	0.02%	C	3W
E15CT	0 to $\pm 750V$	2mA	0 to 12V	<150mA	400mA	0.03%	C	3W
E20CT	0 to $\pm 1000V$	1.5mA	0 to 12V	<175mA	425mA	0.25%	C	3W
E30CT	0 to $\pm 1500V$	1mA	0 to 15V	<175mA	350mA	0.25%	C	3W
E40CT	0 to $\pm 2000V$	0.75mA	0 to 15V	<175mA	350mA	0.50%	C	3W
E50CT	0 to $\pm 2500V$	0.6mA	0 to 15V	<175mA	350mA	0.50%	C	3W
E60CT	0 to $\pm 3000V$	0.5mA	0 to 15V	<175mA	350mA	0.50%	C	3W
E70CT	0 to $\pm 3500V$	0.429mA	0 to 15V	<175mA	350mA	1.00%	D	3W
E80CT	0 to $\pm 4000V$	0.25mA	0 to 15V	<175mA	300mA	1.00%	D	3W
E101CT	0 to $\pm 5000V$	0.2mA	0 to 15V	<175mA	300mA	1.50%	D	3W
E121CT	0 to $\pm 6000V$	0.16mA	0 to 15V	<175mA	300mA	1.50%	D	3W
F01CT	0 to $\pm 50V$	100mA	0 to 12V	<500mA	1.75A	1%	E	10W
F02CT	0 to $\pm 100V$	50mA	0 to 12V	<500mA	1.5A	1%	E	10W
F03CT	0 to $\pm 150V$	33.3mA	0 to 12V	<500mA	1.5A	1%	E	10W
F04CT	0 to $\pm 200V$	25mA	0 to 12V	<500mA	1.5A	1%	E	10W
F05CT	0 to $\pm 250V$	20mA	0 to 12V	<500mA	1.5A	0.1%	E	10W
F06CT	0 to $\pm 300V$	16mA	0 to 12V	<500mA	1.5A	0.1%	E	10W
F08CT	0 to $\pm 400V$	12.5mA	0 to 12V	<500mA	1.5A	0.1%	E	10W
F10CT	0 to $\pm 500V$	10mA	0 to 12V	<500mA	1.5A	0.1%	E	10W
F12CT	0 to $\pm 600V$	8.33mA	0 to 12V	<500mA	1.5A	0.1%	E	10W
F15CT	0 to $\pm 750V$	6.6mA	0 to 12V	<500mA	1.5A	0.1%	E	10W
F20CT	0 to $\pm 1000V$	5mA	0 to 12V	<500mA	1.5A	1%	E	10W
F30CT	0 to $\pm 1500V$	3.3mA	0 to 15V	<500mA	1.5A	1%	E	10W
F40CT	0 to $\pm 2000V$	2.5mA	0 to 15V	<500mA	1.5A	1%	E	10W
F50CT	0 to $\pm 2500V$	2mA	0 to 15V	<500mA	1.5A	1%	E	10W
F60CT	0 to $\pm 3000V$	1.66mA	0 to 15V	<500mA	1.5A	1%	E	10W
F80CT	0 to $\pm 4000V$	1.25mA	0 to 15V	<500mA	1.5A	5%	F	10W
F101CT	0 to $\pm 5000V$	1mA	0 to 15V	<500mA	1.5A	5%	F	10W
F121CT	0 to $\pm 6000V$.834mA	0 to 15V	<500mA	1.5A	5%	F	10W

CT Series

1. 查询"5101CT"供应商 THE OUTPUT DC/DC INDUSTRIAL

CASE A

**G01CT
THRU
G20CT**

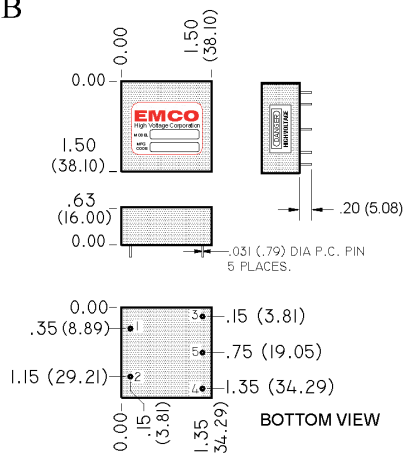


WEIGHT: 1.5 oz. Approx. (42grams)
PACKAGING: Epoxy Encapsulated
CASE MATERIAL: Glass-filled epoxy

AVAILABLE OPTIONS
AB-External Mounting Box

CASE B

**G25CT
THRU
G60CT**



WEIGHT: 1.5 oz. Approx. (42grams)
PACKAGING: Epoxy Encapsulated
CASE MATERIAL: Glass-filled epoxy

AVAILABLE OPTIONS
AB-External Mounting Box

CASE C

**E01CT
THRU
E60CT**

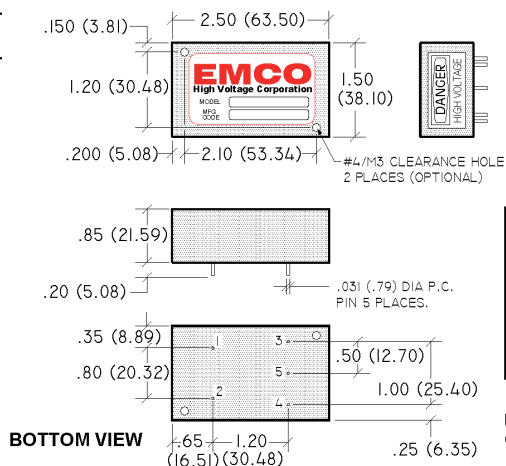


TABLE APPLIES TO ALL CASES

PIN #	FUNCTION
1	(+) Input
2	(-) Input
3	(+) Output
4	(-) Output
5	Output Center Tap

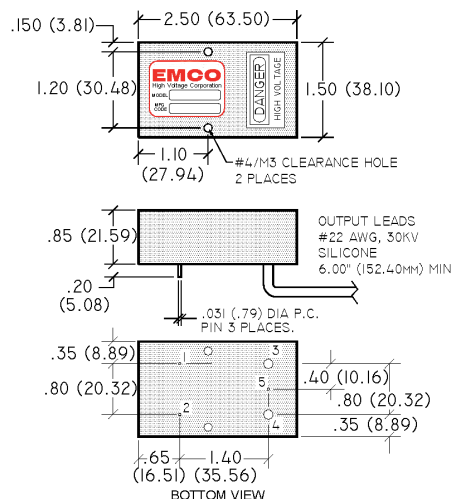
Dimensions are in Inches
Dimensional Tolerances: ± .03 (.76mm)

WEIGHT: 3 oz. Approx. (85grams)
PACKAGING: Epoxy Encapsulated
CASE MATERIAL: Glass-filled Epoxy

AVAILABLE OPTIONS
AB-External Mounting Box
H-Mounting Holes

CASE D

**E70CT
THRU
E121CT**

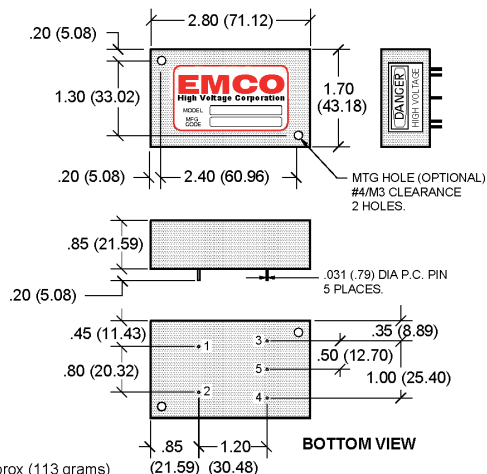


WEIGHT: 3 oz. Approx. (85grams)
PACKAGING: Epoxy Encapsulated
CASE MATERIAL: Glass-filled Epoxy

AVAILABLE OPTIONS
AB-External Mounting Box

CASE E

**F01CT
THRU
F60CT**

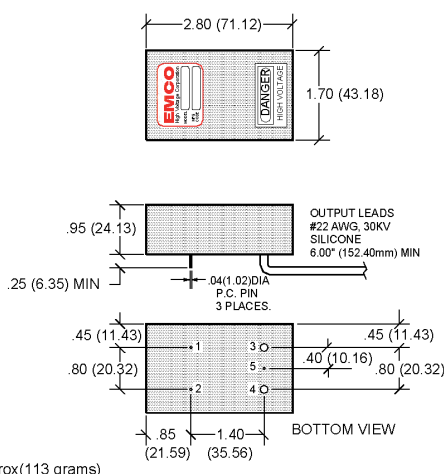


WEIGHT: 4 oz. Approx. (113 grams)
PACKAGING: Epoxy Encapsulated
CASE MATERIAL: Aluminum

AVAILABLE OPTIONS
H-Mounting Holes

CASE F

**F80CT
THRU
F121CT**



WEIGHT: 4 oz. Approx. (113 grams)
PACKAGING: Epoxy Encapsulated
CASE MATERIAL: Aluminum

We reserve the right to make changes without notification