

3M™ D Sub Plug

8200 Series

[查询"8215-8000"供应商](#)



- Available in either preassembled or two piece covers
- Available in either open or closed end cover
- Available with dimples to aid in EMI/ESD protection
- Improved metal strain relief hooks directly to metal shell
- Low profile
- Four mounting options
- RoHS* compliant

Date Modified: February 7, 2005

TS-0234-21
Sheet 1 of 3

Physical

Insulation

Material: Glass Filled Polyester (PBT)

Flammability: UL 94V-0

Color: Gray

Contact

Material: Copper Alloy

Plating:

Underplating: 100 μ " [2.54 μ m] Nickel - QQ-N-290, Class 2

Wiping Area: 30 μ " [0.76 μ m] Gold - MIL-G-45204, Type II, Grade C

Shell

Material: Steel

Plating: Tin

Strain Relief Material: Stainless Steel .016 (0.40) Thick

Wire Accommodation: 26 and 28 AWG Solid or Stranded

Marking: 3M Logo and Contact Position Numbers

Electrical

Current Rating: 1 A

Insulation Resistance: $> 1 \times 10^9 \Omega$ at 500 VDC

Withstanding Voltage: 1000 Vrms at Sea Level

Environmental

Temperature Rating: -55°C to +105°C

UL File No.: E68080

*RoHS = Directive 2002/95/EC,
Restriction of the Use of Certain Hazardous Substances in Electrical and Electronic Equipment

3M is a trademark of 3M Company.
For technical, sales or ordering information call
800-225-5373

3M
Interconnect Solutions
<http://www.3M.com/interconnects/>

pdf.dzsc.com

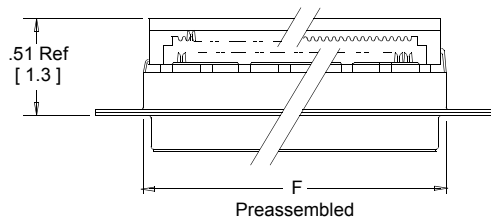


3M™ D Sub Plug

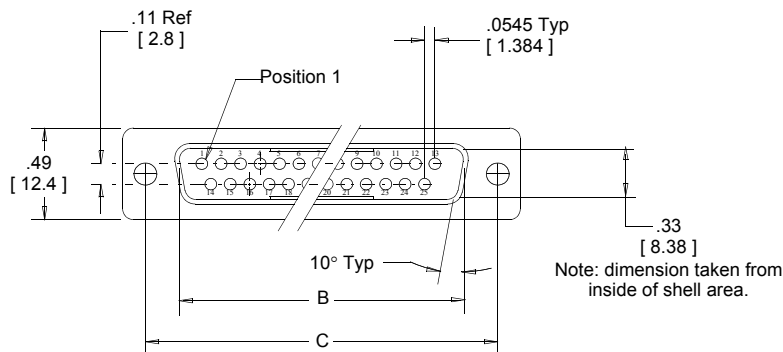
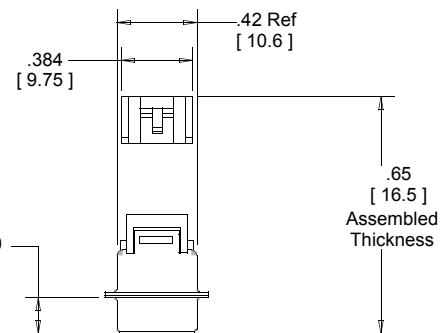
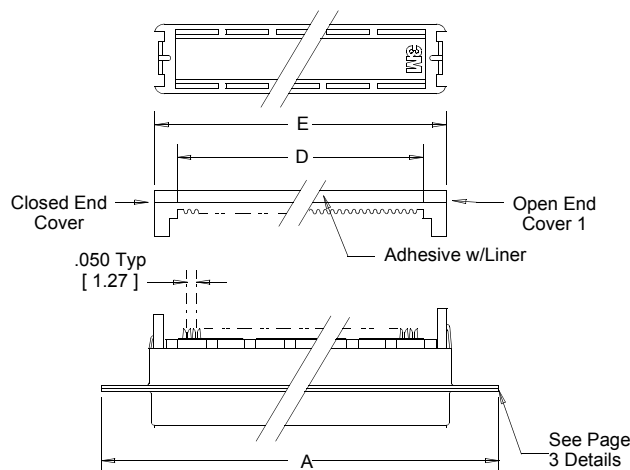
8200 Series

[查询"8215-8000"供应商](#)

Contact Quantity	Dimensions					
	A	B	C	D	E	F ± .008
09	1.23 [31.2]	.67 [17.0]	.98 [24.9]	.46 [11.7]	.67 [17.0]	.70 [17.7]
15	1.56 [39.6]	1.00 [25.4]	1.31 [33.3]	.76 [19.3]	.99 [25.2]	1.03 [26.2]
25	2.10 [53.3]	1.54 [39.1]	1.85 [47.0]	1.27 [32.3]	1.54 [39.1]	1.57 [39.9]
37	2.74 [69.6]	2.18 [55.4]	2.50 [63.5]	1.87 [47.5]	2.19 [55.6]	2.22 [56.4]



Note: Preassembled closed cover on Pin 1 side of connector.



Inch
[mm]

Tolerance Unless Noted			
	.0	.00	.000
inch	±.1	±.01	±.005

[] Dimensions for Reference Only

Ordering Information

Connector 82XX-X00X

Contact Quantity

Cover Style:

- 6= Open Cover
- 7= Closed Cover
- 8= Open Cover, W/O Adhesive, Preassembled
- 9= Closed Cover, W/O Adhesive, Preassembled

Mounting Style:
0 = Ø .120 [3.05]
3 = 4-40 UNC
4 = M3

Strain Relief (Order Separately) 3448-8DXXA

09 = 9 Position
15 = 15 Position
25 = 25 Position
37 = 37 Position

Application tools: 3640 press (or equivalent), 3443-106N locator plate, 3442-39N platen (9 & 15 pos) or 3442-41N platen (25 & 37 pos).
For pre-assembled style, use also the 3664-B cable stop and 3664-XX (XX=contact quantity) cable guide.

TS-0234-21
Sheet 2 of 3



Interconnect Solutions

<http://www.3M.com/interconnects/>

3M is a trademark of 3M Company.

For technical, sales or ordering information call

800-225-5373

3M™ D Sub Plug

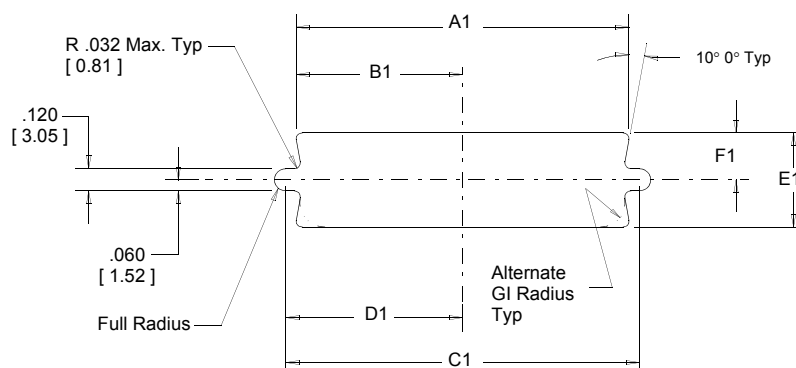
8200 Series

[查询"8215-8000"供应商](#)

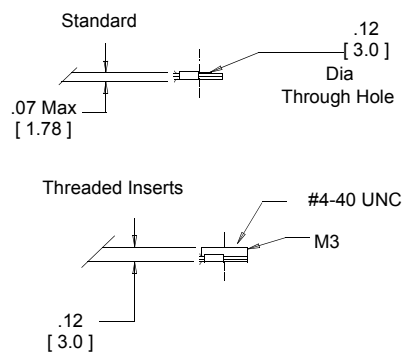
Mounting Method*	Contact Quantity	Dimensions						
		A1	B1	C1	D1	E1	F1	G1
Front	9	.87 [22.0]	.44 [11.2]	.98 [24.9]	.49 [12.5]	.51 [13.0]	.26 [6.6]	.12 [3.1]
	15	1.20 [30.5]	.60 [15.2]	1.31 [33.3]	.66 [16.8]			
	25	1.74 [44.2]	.87 [22.1]	1.85 [47.0]	.93 [23.6]			
	37	2.39 [60.7]	1.20 [30.5]	2.50 [63.5]	1.25 [31.8]			
Rear	9	0.81 [20.6]	.40 [10.2]	.98 [25.0]	.49 [12.5]	0.45 [11.4]	0.22 [5.8]	.12 [3.1]
	15	1.13 [28.7]	.57 [14.5]	1.31 [33.3]	.66 [16.8]			
	25	1.67 [42.4]	.84 [21.3]	1.85 [47.0]	.93 [23.6]			
	37	2.33 [59.2]	1.16 [29.5]	2.50 [63.5]	1.25 [31.8]			

Front Mount-The connector is mounted in front of the panel.
Rear Mount-The connector is mounted behind the panel.

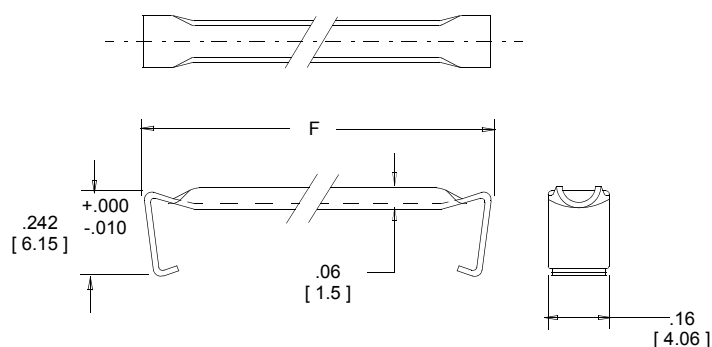
Panel Cutout



Mounting Styles



Strain Relief
(Order Separately or with Connector)



TS-0234-21
Sheet 3 of 3

Important Notice

All statements, technical information, and recommendations related to 3M's products are based on information believed to be reliable, but the accuracy or completeness is not guaranteed. Before using this product, you must evaluate it and determine if it is suitable for your intended application. You assume all risks and liability associated with such use. Any statements related to the product which are not contained in 3M's current publications, or any contrary statements contained on your purchase order shall have no force or effect unless expressly agreed upon, in writing, by an authorized officer of 3M.

Warranty; Limited Remedy; Limited Liability.

This product will be free from defects in material and manufacture for a period of 1 year from the time of purchase. **3M MAKES NO OTHER WARRANTIES INCLUDING, BUT NOT LIMITED TO, ANY IMPLIED WARRANTY OF MERCHANTABILITY OR FITNESS FOR A PARTICULAR PURPOSE.** If this product is defective within the warranty period stated above, your exclusive remedy shall be, at 3M's option, to replace or repair the 3M product or refund the purchase price of the 3M product. **Except where prohibited by law, 3M will not be liable for any indirect, special, incidental or consequential loss or damage arising from this 3M product, regardless of the legal theory asserted.**



Electronic Solutions Division

6801 River Place Blvd.
Austin, TX 78726-9000
www.3M.com/esd



Minimum 10%
Post-consumer Fiber

Printed in USA.

© 3M 2005