

FEATURES

- Low noise
- Blue enhanced
- Custom feedback
- High speed

DESCRIPTION

The **SD 444-42-22-261** is a detector/amplifier hybrid that combines a silicon photodiode with an opamp without the feedback resistor and capacitor, available in a hermetic metal can package.

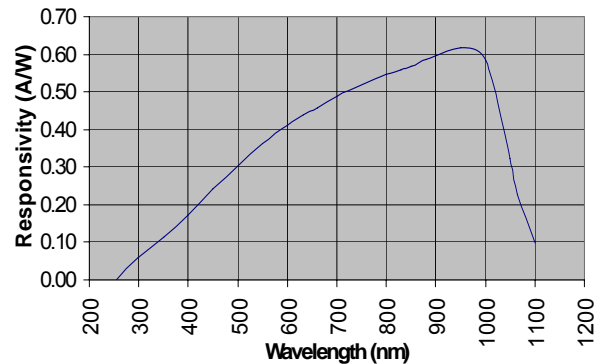
APPLICATIONS

- Instrumentation
- Industrial
- Medical

AMPLIFIER SPECIFICATIONS (TA)= 23°C UNLESS OTHERWISE NOTED

SYMBOL	PARAMETER	MIN	TYP	MAX	UNITS
V _s	Voltage Supplies	± 5	± 15	± 18	V
V _{io}	Input Offset Voltage		1	2	mV
V _n	Input Voltage Noise @ f = 10KHz		12		nV/√Hz
I _{ib}	Input Bias Current		15	40	pA
I _{io}	Input Offset Current		20	30	pA
I _n	Input Current Noise @ f = 10KHz		20	30	fA/√Hz
I _s	Supply Current		6.5	7	mA
GBP	Gain Bandwidth Product		18		MHz
T _{STG}	Storage Temperature	-65		+125	°C
T _O	Operating Temperature	-40		+85	°C

SPECTRAL RESPONSE

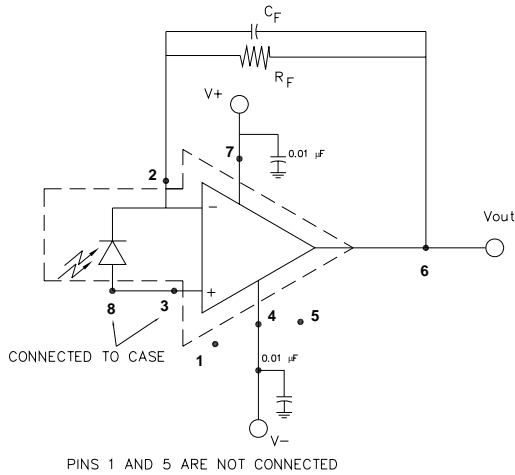


DETECTOR SPECIFICATIONS (TA)= 23°C UNLESS OTHERWISE NOTED

SYMBOL	CHARACTERISTIC	TEST CONDITIONS	MIN	TYP	MAX	UNITS
I _D	Dark Current	V _R = 10 V			150	nA
R _{SH}	Shunt Resistance	V _R = 0 V	15			MΩ
C _J	Junction Capacitance	V _R = 0 V, f = 1 MHz		1700		pF
		V _R = 10 V, f = 1 MHz		340		
λ range	Spectral Application Range	Spot Scan	250		1100	nm
R	Responsivity	λ = 450 nm, V _R = 0 V		0.28		

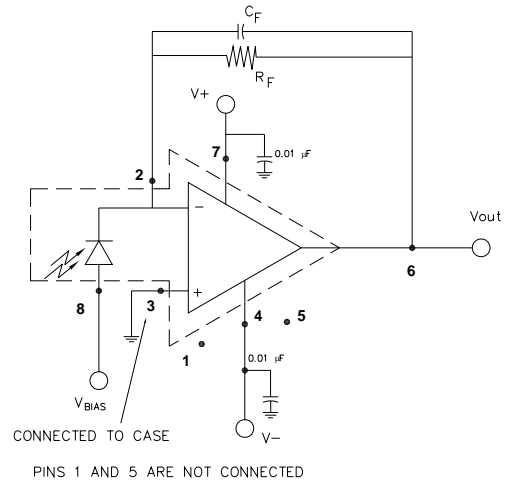
SCHEMATIC AND CONNECTION DIAGRAM

PHOTOVOLTAIC MODE



Note: Components shown outside the dashed area are external to the device, and must be supplied by the user.

PHOTOCONDUCTIVE MODE



Note: Components shown outside the dashed area are external to the device, and must be supplied by the user.

Information in this technical datasheet is believed to be correct and reliable. However, no responsibility is assumed for possible inaccuracies or omission. Specifications are subject to change without notice.