

MAZYxxx Series (MA1Zxxx Series)

[查询MAZYXXX供应信息](#)

Silicon planar type

For stabilization of power supply

■ Features

- Large power dissipation P_D : 1 W
- Zener voltage V_Z : 4.7 V to 51 V
- Zener voltage allowable deviation: 10%
- Auto mounting possible

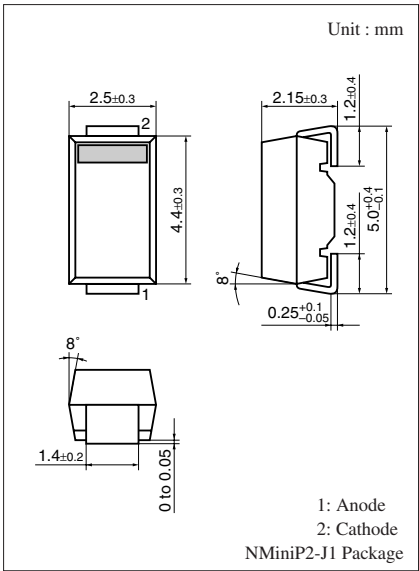
■ Absolute Maximum Ratings $T_a = 25^\circ\text{C}$

Parameter	Symbol	Rating	Unit
Repetitive peak forward current	I_{FRM}	500	mA
Power dissipation ^{*1}	P_D	1.0	W
Non-repetitive reverse surge power dissipation ^{*2}	P_{ZSM}	100	W
Junction temperature	T_j	150	$^\circ\text{C}$
Storage temperature	T_{stg}	-40 to +150	$^\circ\text{C}$

Note) *1: $P_D = 1.0$ W achieved with a printed circuit board (alumina)

$t = 50 \mu\text{s}$ for the product of $V_Z \leq 6.8$ V

*2: $t = 100 \mu\text{s}$, $T_j = 150^\circ\text{C}$



Marking Symbol

Refer to the list of the electrical characteristics within part numbers

(Example) MAZY047: 4.7

■ Common Electrical Characteristics $T_a = 25^\circ\text{C} \pm 3^\circ\text{C}$ ^{*1}

Parameter	Symbol	Conditions	Min	Typ	Max	Unit
Forward voltage	V_F	$I_F = 200$ mA			1.2	V
Zener voltage ^{*2}	V_Z	I_Z Specified value	Refer to the list of the electrical characteristics within part numbers			V
Zener operating resistance	R_Z	I_Z Specified value				Ω
Reverse current	I_R	V_R Specified value				μA
Temperature coefficient of zener voltage ^{*3}	S_Z	I_Z Specified value				mV/ $^\circ\text{C}$

Note) 1. Measuring methods are based on JAPANESE INDUSTRIAL STANDARD JIS C 7031 measuring methods for diodes.

2. Absolute frequency of input and output is 5 MHz.

3. *1: The temperature must be controlled 25°C for V_Z measurement.

V_Z value measured at other temperature must be adjusted to $V_Z (25^\circ\text{C})$

*2: V_Z guaranteed 20 ms after current flow.

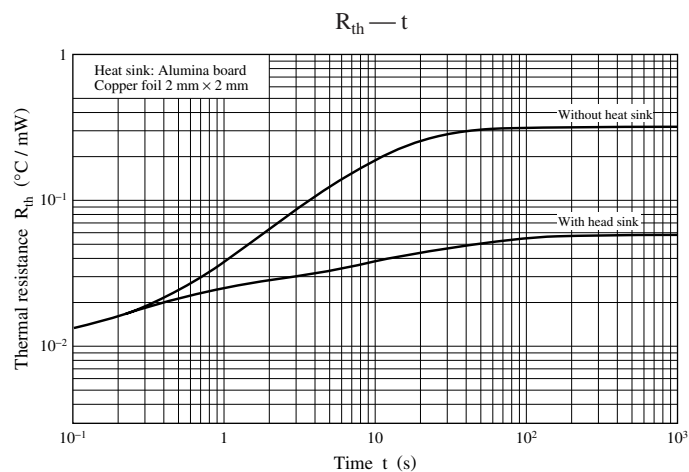
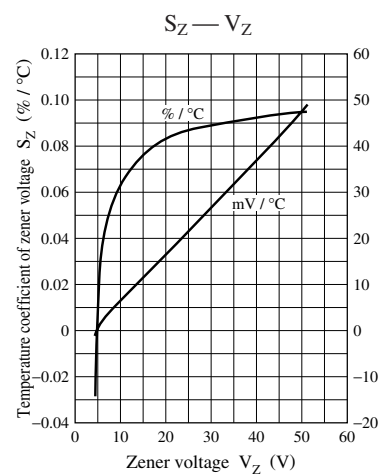
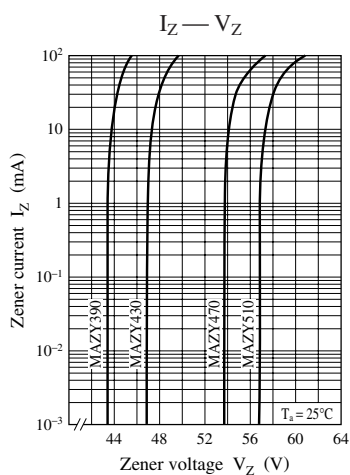
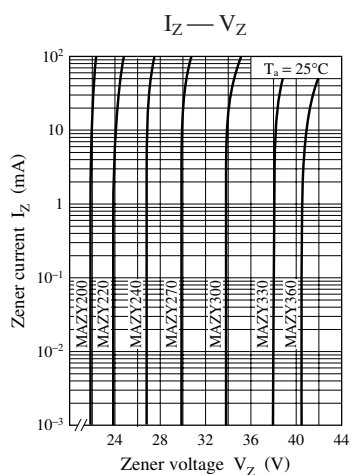
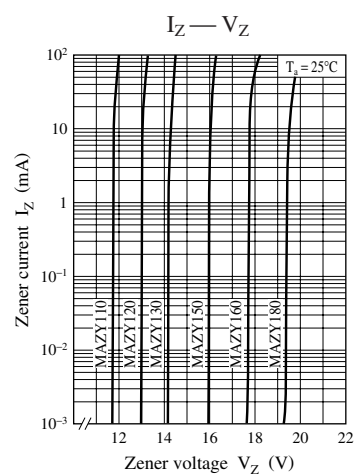
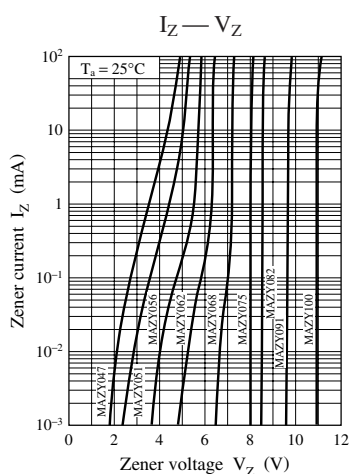
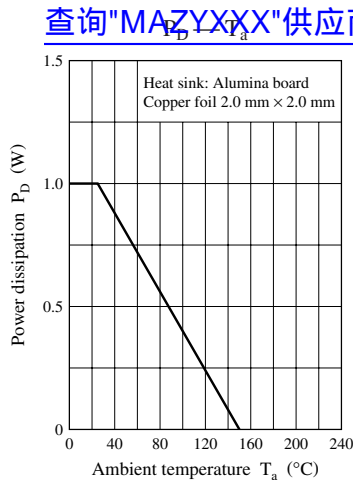
*3: $T_j = 25^\circ\text{C}$ to 150°C

Note) The part number in the parenthesis shows conventional part number.

■ Electrical Characteristics within Part Numbers $T_a = 25^{\circ}\text{C} \pm 3^{\circ}\text{C}$

[查询 MAZYXXX 快应商](#)

Part number	Zener voltage				Reverse current		Zener operating resistance		Temperature coefficient of zener voltage		Marking symbol
	V _Z (V)				I _R (μA)		R _Z (Ω)		S _Z (mV/°C)		
	Min	Nom	Max	I _Z (mA)	Max	V _R (V)	Max	I _Z (mA)	Typ	I _Z (mA)	
MAZY047	4.4	4.7	5.0	20	40	1.0	60	20	0	20	4.7
MAZY051	4.8	5.1	5.4	20	20	1.0	50	20	0	20	5.1
MAZY056	5.2	5.6	6.0	20	20	2.0	40	20	1.5	20	5.6
MAZY062	5.6	6.2	6.8	10	20	3.0	30	10	2.4	10	6.2
MAZY068	6.2	6.8	7.4	10	10	3.0	30	10	3.1	10	6.8
MAZY075	6.8	7.5	8.3	10	10	3.0	30	10	3.8	10	7.5
MAZY082	7.4	8.2	9.1	10	10	4.0	30	10	4.5	10	8.2
MAZY091	8.2	9.1	10.1	10	10	5.0	30	10	5.4	10	9.1
MAZY100	9.0	10.0	11.0	10	10	7.0	30	10	6.3	10	10
MAZY110	9.9	11.0	12.1	10	10	7.0	30	10	7.4	10	11
MAZY120	10.8	12.0	13.2	10	10	8.0	30	10	8.4	10	12
MAZY130	11.7	13.0	14.3	10	10	9.0	30	10	9.4	10	13
MAZY150	13.5	15.0	16.5	10	10	10.0	30	10	11.4	10	15
MAZY160	14.4	16.0	17.6	10	10	11.0	30	10	12.5	10	16
MAZY180	16.2	18.0	19.8	10	10	13.0	30	10	14.5	10	18
MAZY200	18.0	20.0	22.0	10	10	14.0	30	10	16.6	10	20
MAZY220	19.8	22.0	24.2	10	10	16.0	30	10	18.6	10	22
MAZY240	21.6	24.0	26.4	10	10	17.0	30	10	20.7	10	24
MAZY270	24.3	27.0	29.7	10	10	19.0	30	10	23.8	10	27
MAZY300	27.0	30.0	33.0	10	10	21.0	30	10	26.9	10	30
MAZY330	29.7	33.0	36.3	10	10	26.4	30	10	30.0	10	33
MAZY360	32.4	36.0	39.6	5	10	28.8	30	5	33.4	5	36
MAZY390	35.1	39.0	42.9	5	10	31.8	65	5	36.3	5	39
MAZY430	38.7	43.0	47.3	5	10	35.8	65	5	41.1	5	43
MAZY470	42.3	47.0	51.7	5	10	37.6	65	5	44.9	5	47
MAZY510	45.9	51.0	56.1	5	10	40.8	65	5	48.6	5	51

[查询"MAZYXXX"供应商](#)


Request for your special attention and precautions in using the technical information and semiconductors described in this material

- (1) An export permit needs to be obtained from the competent authorities of the Japanese Government if any of the products or technical information described in this material and controlled under the "Foreign Exchange and Foreign Trade Law" is to be exported or taken out of Japan.
- (2) The technical information described in this material is limited to showing representative characteristics and applied circuits examples of the products. It neither warrants non-infringement of intellectual property right or any other rights owned by our company or a third party, nor grants any license.
- (3) We are not liable for the infringement of rights owned by a third party arising out of the use of the technical information as described in this material.
- (4) The products described in this material are intended to be used for standard applications or general electronic equipment (such as office equipment, communications equipment, measuring instruments and household appliances).
Consult our sales staff in advance for information on the following applications:
 - Special applications (such as for airplanes, aerospace, automobiles, traffic control equipment, combustion equipment, life support systems and safety devices) in which exceptional quality and reliability are required, or if the failure or malfunction of the products may directly jeopardize life or harm the human body.
 - Any applications other than the standard applications intended.
- (5) The products and product specifications described in this material are subject to change without notice for modification and/or improvement. At the final stage of your design, purchasing, or use of the products, therefore, ask for the most up-to-date Product Standards in advance to make sure that the latest specifications satisfy your requirements.
- (6) When designing your equipment, comply with the guaranteed values, in particular those of maximum rating, the range of operating power supply voltage, and heat radiation characteristics. Otherwise, we will not be liable for any defect which may arise later in your equipment.
Even when the products are used within the guaranteed values, take into the consideration of incidence of break down and failure mode, possible to occur to semiconductor products. Measures on the systems such as redundant design, arresting the spread of fire or preventing glitch are recommended in order to prevent physical injury, fire, social damages, for example, by using the products.
- (7) When using products for which damp-proof packing is required, observe the conditions (including shelf life and amount of time let standing of unsealed items) agreed upon when specification sheets are individually exchanged.
- (8) This material may be not reprinted or reproduced whether wholly or partially, without the prior written permission of Matsushita Electric Industrial Co., Ltd.