
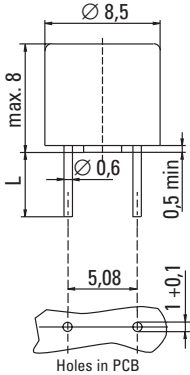


TR5® / No. 370
[查询"3700050000"供应商](#)



Dimensions (mm)



Long Leads (L=18.8mm)
 Short Leads (L=4.3mm)

IEC 60127-3/III, 250V, F

Time-Current Characteristic

Quick Acting (F)

Standard

IEC 60127-3/III

Approvals

VDE: License No. 98941
 SEMKO: Certificate No. 9812214
 cULus Recognized: File No. E 67006

Features

Reduced PCB space requirements
 Direct solderable or plug-in versions
 Internationally approved
 Low internal resistance
 Shocksafe casing
 Vibration resistant

WebLinks

Data Sheet

www.wickmann.com/products/370.pdf

Approval Certificates

www.wickmann.com/approvals

Time-Current Curve

Page 58
www.wickmann.com/itcurves

Packaging

Page 118
www.wickmann.com/pack

FaxBack Document # 300

Specifications

Packaging

000: Tape/Ampopack (1000 pcs.)
 041: Short Leads - Bulk (1000 pcs.)

Materials

Base/Cap: Brown Thermoplastic
 Polyamide PA 6.6, UL 94V0
 Round Pins: Copper alloy, tin plated

Operating Temperature

-40°C to +85°C (consider de-rating)

Climatic Category

-25°C/+70°C/21 days (EN 60068-1..3)

Stock Conditions

+10°C to +60°C
 relative humidity ≤ 75% yearly average,
 without dew, maximum value for 30 days-95%

Vibration Resistance

24 cycles at 15 min. each (EN 60068-6)
 10 - 60Hz at 0.75mm amplitude
 60 - 2000Hz at 10g acceleration

Lead Pull Strength

10N (EN 60068-2-21)


Solderability

260°C, ≤ 3 sec. (Wave)
 350°C, ≤ 1 sec. (Hand)

Soldering Heat Resistance

260°C, 10 sec. (IEC 60068-2-20)

Marking

 TR5, 250V, T, Current Rating, Approvals

Unit Weight

0.77g (approx.)

Limits for Pre-arcing Time

Rated Current	1.5 x I _{Rated}	2.1 x I _{Rated}	2.75 x I _{Rated}	4 x I _{Rated}	10 x I _{Rated}
50mA ... 4.00A	> 1h	< 30 min	10ms ... 3s	3ms ... 300ms	<20ms



Permissible continuous operating current is ≤ 100% at ambient temperature of 23°C (73.4°F).

Rated Current	Amp Code	Voltage Rating	Breaking Capacity	Voltage Drop 1.0 x I _{Rated} max. (mV)	Power Dissipation 1.5 x I _{Rated} max. (mW)	Melting Integral 10 x I _{Rated} max. (A ² s)	Approvals		
							VDE	SEMKO	cULus
50mA	0050	250V		320	80	0.00035	•	•	•
63mA	0063	250V		350	100	0.0005	•	•	•
80mA	0080	250V		370	120	0.0014	•	•	•
100mA	0100	250V		600	130	0.0038	•	•	•
125mA	0125	250V		550	172	0.0066	•	•	•
160mA	0160	250V		500	165	0.014	•	•	•
200mA	0200	250V		465	190	0.03	•	•	•
250mA	0250	250V		400	250	0.051	•	•	•
315mA	0315	250V	35A / 250VAC ¹	380	250	0.1	•	•	•
400mA	0400	250V	50-60Hz	120	135	0.025	•	•	•
500mA	0500	250V	cos φ = 1.0	120	155	0.037	•	•	•
630mA	0630	250V		115	200	0.066	•	•	•
800mA	0800	250V		120	310	0.11	•	•	•
1.00A	1100	250V		110	310	0.2	•	•	•
1.25A	1125	250V		100	360	0.31	•	•	•
1.60A	1160	250V		100	600	0.53	•	•	•
2.00A	1200	250V		85	500	0.98	•	•	•
2.50A	1250	250V		80	660	1.8	•	•	•
3.15A	1315	250V		90	950	3.1	•	•	•
4.00A	1400	250V	40A / 250VAC	80	920	6.7	•	•	•

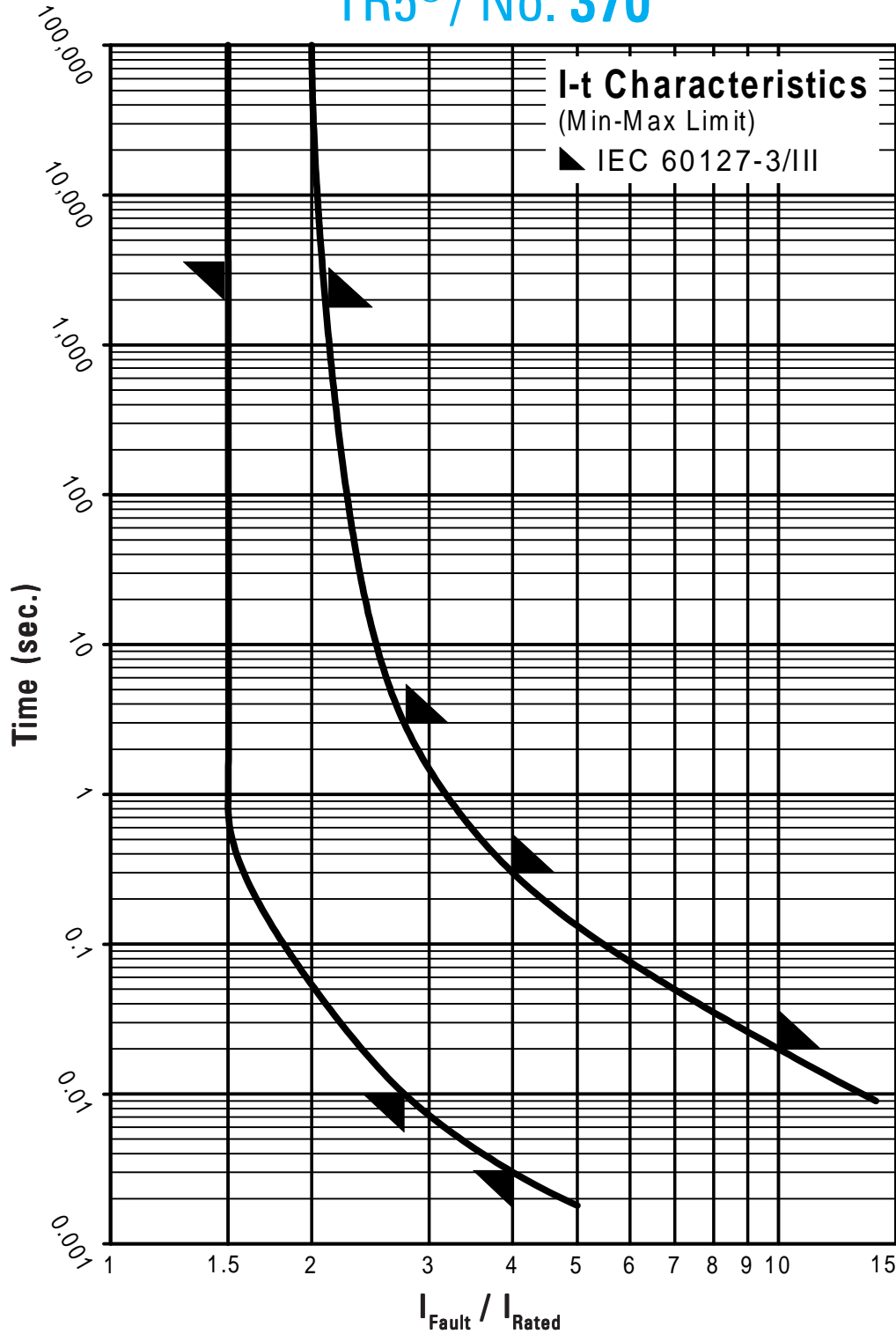
¹ Per UL, approved breaking capacity is 50 A at 250V.

Order Information

Qty.	Order-Number	Series	Amp Code	Packaging
		370		

[查询"3700050000"供应商](#)

TR5® / No. 370



Contact WICKMANN for individual I-t curves