


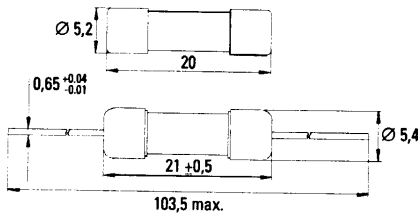
350 - 8146

5x20mm / No. 181

IEC 60127-2/V, 250V, T



Dimensions (mm)



Specifications

Packaging

- 000: Bulk (1000 pcs.)
- 002: Bulk (10 pcs.)
- 040: Axial Leads - Bulk (1000 pcs.)
- 043: Axial Leads - Tape/Reel (1250 pcs.)

Materials

- Tube: Ceramic
- End Caps: Nickel-plated brass
- Axial Leads: Silver-plated caps
Tin-plated copper wires
(not available above 8A)

Operating Temperature

-25°C to +70°C (consider de-rating)

Climatic Category

-25°C/+70°C/21 days (EN 60068-1..3)

Stock Conditions

+10°C to +60°C
relative humidity ≤ 75% yearly average,
without dew, maximum value for 30 days-95%

Vibration Resistance

- 24 cycles at 15 min. each (EN 60068-8)
- 10 - 60Hz at 0.75mm amplitude
- 60 - 2000Hz at 10g acceleration


Solderability

- 260°C, ≤ 3 sec. (Wave)
- 350°C, ≤ 1 sec. (Hand)

Soldering Heat Resistance

260°C, 10 sec. (IEC 60068-2-20)

Marking

 T, Current Rating, H, 250V, Approvals

Unit Weight

- 1.2g (approx.)
- 2.2g (with leads)

Time-Current Characteristic

Time Lag (T)

Standard

IEC 60127-2/V

Approvals

- VDE: License No. 97297/107838/102453
- SEMKO: Certificate No. 9847163
- cULus Recognized: File No. E 67006
- BSI: License No. KM 7850/37421
- IMQ: Certificate No. EA262/EN298
- SEV: Certificate No. 9477082800
- MITI: File No. 32-1890
- CCEE: Certificate No. CH0026526-98/CH0035863-99

Features

- High breaking capacity
- Direct solderable or plug-in versions
- Internationally approved
- Worldwide availability

WebLinks

Data Sheet

www.wickmann.com/products/181.pdf

Approval Certificates

www.wickmann.com/approvals

Time-Current Curve




www.wickmann.com/itcurves

Packaging

www.wickmann.com/pack

Limits for Pre-arcing Time					
Rated Current	1.5 x I _{Rated}	2.1 x I _{Rated}	2.75 x I _{Rated}	4 x I _{Rated}	10 x I _{Rated}
125 ... 800mA/8 ... 10A	> 1h	< 30 min	--	60ms ... 5s	10ms ... 100ms
1.00A ... 3.15A	> 1h	< 30 min	1s ... 80s	95ms ... 5s	10ms ... 100ms
4.00mA ... 6.30A	> 1h	< 30 min	1s ... 80s	150ms ... 5s	20ms ... 100ms

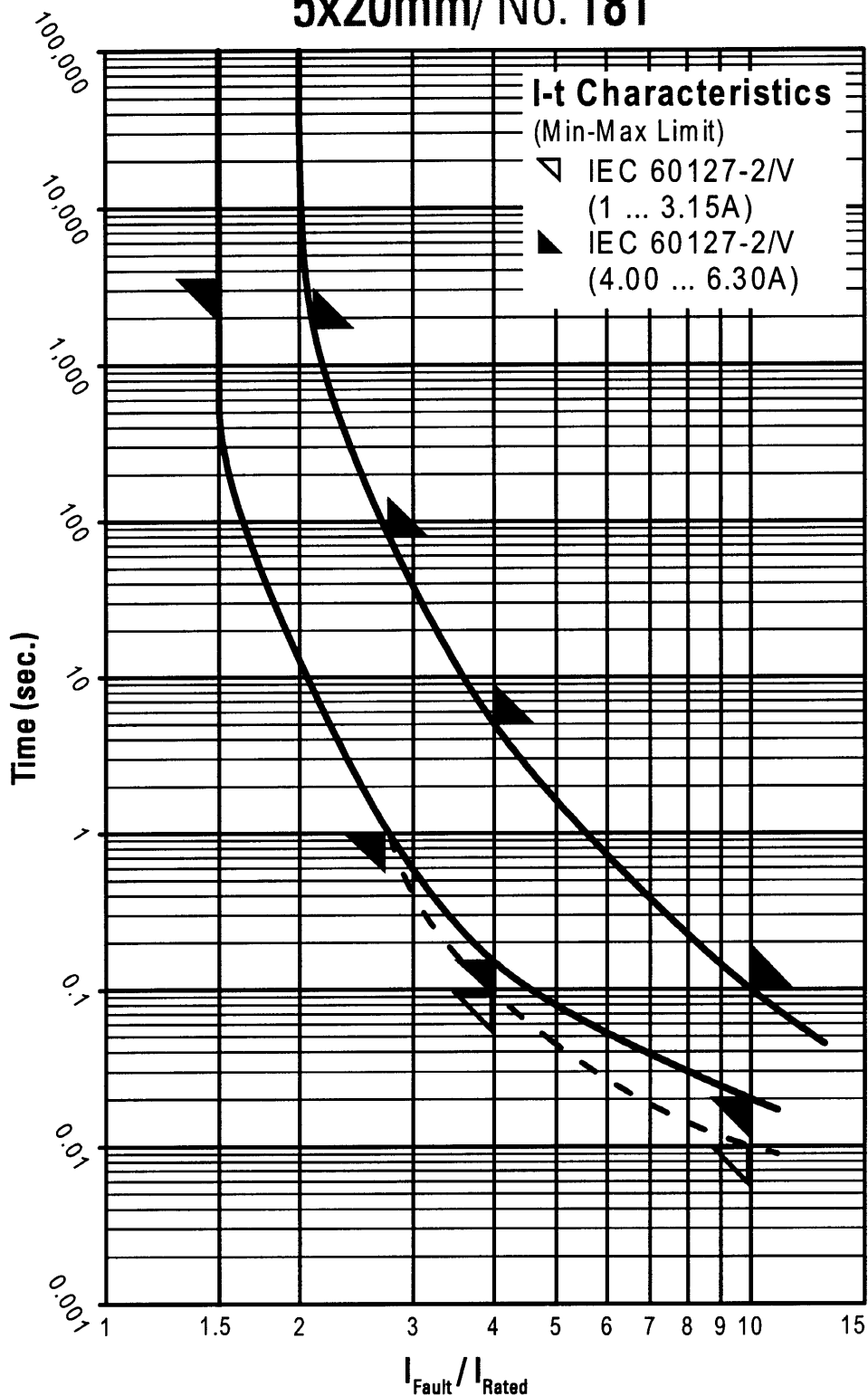


Permissible continuous operating current is ≤ 100% at ambient temperature of 23°C (73.4°F).									
Rated Current	Amp Code	Voltage Rating	Breaking Capacity	Voltage Drop 1.0 x I _{Rated} max. (mV)	Power Dissipation 1.5 x I _{Rated} max. (W)	Melting Integral 10 x I _{Rated} min. (A ² s)	Approvals		
							VDE	SEMKO	cULus
125mA	0125	250V		2000	0.5	0.025			
160mA	0160	250V		1550	0.6	0.035			
200mA	0200	250V		1300	0.6	0.084			
250mA	0250	250V		1000	0.7	0.11			
315mA	0315	250V		900	0.8	0.19			
400mA	0400	250V		800	0.9	0.34			
500mA	0500	250V		650	1.0	0.56			
630mA	0630	250V		550	1.1	0.77			
800mA	0800	250V	1500A/250VAC	450	1.2	1.6			
1.00A	1100	250V	50-60Hz	250	1.4	1.0			
1.25A	1125	250V	cos φ = 0.7-0.8	170	1.5	1.6			
1.60A	1160	250V		160	1.7	2.6			
2.00A	1200	250V		150	1.9	4.5			
2.50A	1250	250V		120	0.8	10			
3.15A ¹	1315	250V		110	0.9	19			
4.00A ¹	1400	250V		100	1.2	34			
5.00A ¹	1500	250V		95	1.5	66			
6.30A ¹	1630	250V		90	1.7	110			
8.00A ¹	1800	250V	1000A/250VAC/cos φ=1	90	3.6	77			
10.00A ¹	2100	250V	1000A/250VAC/cos φ=1	90	4.0	180			

¹ Depending on the application and mounting, the fuse heating at max. ambient temperature in a closed fuseholder should be considered.
² Please specify if MITI and CCEE is required when ordering.

Order Information	Qty.	Order-Number	Series	Amp Code	Packaging
				181	

5x20mm/ No. 181



Contact WICKMANN for individual I-t curves