


# MODEL 44

4mm Square Multifurn

Surface Mount

Cermet Trimming

Potentiometer



1

## ELECTRICAL

Standard Resistance Range, Ohms	10 to 2Meg
Standard Resistance Tolerance	$\pm 10\%$ (<100 Ohms = $\pm 20\%$ )
Input Voltage, Maximum	300 Vdc or rms not to exceed power rating
Slider Current, Maximum	100mA or within rated power, whichever is less
Power Rating, Watts	0.25 at 85°C derating to 0 at 150°C
End Resistance, Maximum	1% or 2 Ohms, whichever is greater
Actual Electrical Travel, Turns, Nominal	9
Dielectric Strength	600Vrms
Insulation Resistance, Minimum	1,000 Megohms
Resolution	Essentially infinite
Contact Resistance Variation, Maximum	1% or 3 Ohms, whichever is greater

## ENVIRONMENTAL

Seal	85°C Fluorinert® (No Leaks)
Temperature Coefficient, Maximum	$\pm 100\text{ppm}/^\circ\text{C}$ (<100 Ohms = $\pm 250\text{ppm}/^\circ\text{C}$ )
Operating Temperature Range	-65°C to +150°C
Thermal Shock	5 cycles, -65°C to +150°C (2% $\Delta\text{RT}$ , 1% $\Delta\text{VR}$ )
Moisture Resistance	Ten 24 hour cycles (2% $\Delta\text{RT}$ , IR 10 Megohms Min.)
Shock, 6ms Sawtooth	100G's (1% $\Delta\text{RT}$ , 1% $\Delta\text{VR}$ )
Vibration	20G's, 10 to 2,000 Hz (1% $\Delta\text{RT}$ , 1% $\Delta\text{VR}$ )
Rotational Life	200 cycles (3% $\Delta\text{RT}$ , 1% CRV)
Load Life at 0.25 Watts	1,000 hours at 85°C (2% $\Delta\text{RT}$ , 1% CRV)
Resistance to Solder Heat	260°C for 10 sec. (1% $\Delta\text{RT}$ )
Temperature Exposure, Maximum	215°C for 3 min. (1% $\Delta\text{RT}$ )
Solderability	Per MIL-STD-202, Method 208

## MECHANICAL

Mechanical Stops	Clutch action, both ends
Torque, Starting Maximum	3 oz.-in. (0.021 N-m)
Weight, Nominal	.01 oz. (0.3 grams)

Fluorinert® is a registered trademark of 3M Company.  
Specifications subject to change without notice.

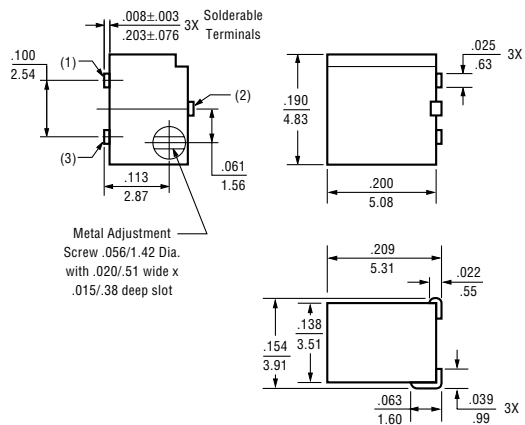


1-21

Model 44

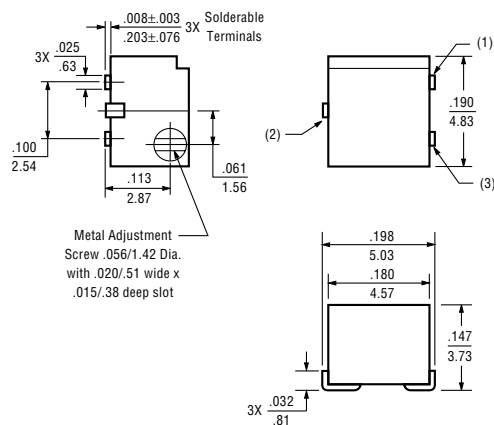
## TOP ADJUSTMENT (Inch/mm)

Model 44V [查询"44GR100KLFT7"供应商](#)



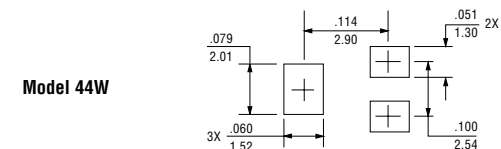
## SIDE ADJUSTMENT (Inch/mm)

Model 44J

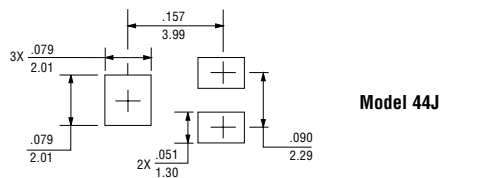


## SOLDER PAD LAYOUT (Inch/mm)

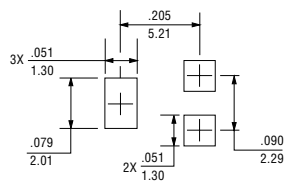
Model 44W



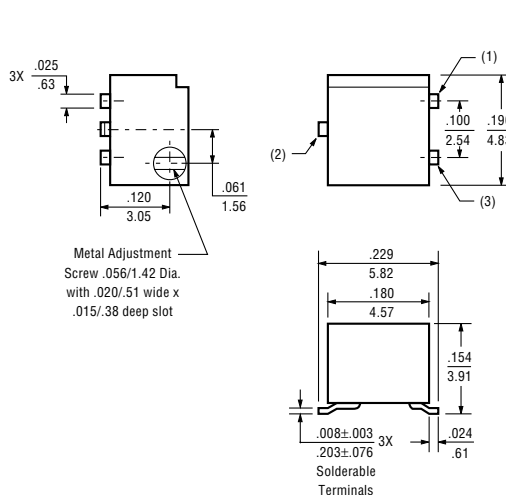
Model 44J



Model 44G



Model 44G



## STANDARD RESISTANCE VALUES, OHMS

10	100	1K	10K	50K	250K	2Meg
20	200	2K	20K	100K	500K	
50	500	5K	25K	200K	1Meg	

## FEATURES AND BENEFITS

- Space saving SMD design for the most compact board designs
- Sealed to withstand aggressive water wash
- Long life - set and forget construction
- BI quality and reliability
- Available in top and side adjustment versions, J-Hook or gull wing termination

1

## PACKAGING

### Standard: Embossed Tape & Reel

All units oriented with #1 pin to the right of the direction of feed.

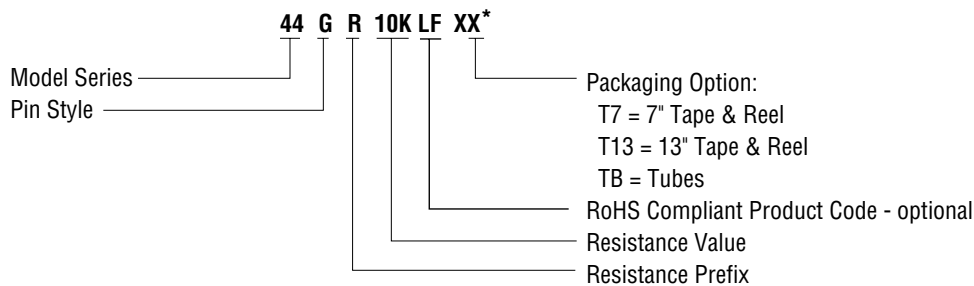
	Pin Style	13" Reel		7" Reel	
		G & J	W	G & J	W
Tape	Width	= 12 mm	16 mm	12 mm	16 mm
	Sprocket	= 4 mm Pitch	4 mm Pitch	4 mm Pitch	4 mm Pitch
	Capacity	= 1,000 Units	1,000 Units	500 Units	250 Units
Reel	Diameter	= 13" (330.2 mm)		7" (178 mm)	

### Option: Anti-Static Tubes

All units oriented with #1 pin to same side.

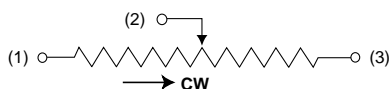
Magazine Capacity = 100 Units

## ORDERING INFORMATION



\* Packaging option must be specified.

## CIRCUIT DIAGRAM



## NOTES

Metric equivalents, based on 1 inch = 25.4mm are rounded to the same number of significant figures as in the original English units and are provided for general information only.

Tolerances unless otherwise specified:  
 Linear =  $\pm .012$  inches (.30mm)  
 Angular =  $\pm 2$  degrees

