

Features

- Subminiature in SMT
- 7.36 mm seated height
- Tested at 4600 Vrms, 1 minute
- Distortion of only 0.015 %
- Vacuum encapsulated
- Weight - 2 g
- Lead free version available (see How to Order)

■ Lead free versions are RoHS compliant*

Applications

- Modems (V34)
- Laptop Computers
- Telecommunications
- Instrumentation

SM-LP-5002 Series -Surface Mount Line Matching Transformers

Electrical Specifications

Nominal Impedance	600 Ω
Turns Ratio	1:1
Insertion Loss.....	2.0 dB max. at 2 kHz
Frequency Response	±0.25 dB max. 200-4 kHz
Return Loss	24 dB min. 200-4 kHz*
Balance	80 dB min.
Distortion	-85 dB typ. @ 600Hz - 10dBm
Dielectric Strength	4600 Vrms for 1 min.
Insulation Resistance	100 MΩ @ 500 V
DC Resistance**	
Primary	150 Ω
Secondary	150 Ω
Shunt Inductance.....	3.8 H min.
Shunt Loss.....	7500 Ω min.
Leakage Inductance	6-7 mH @ 1 kHz
Power Level	10 dBm
Operating Temperature	-20 °C to +85 °C
Storage Temperature	-40 °C to +85 °C

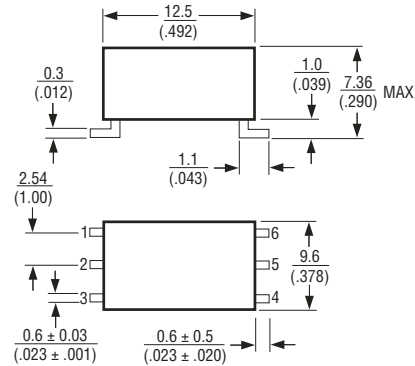
Materials

Terminal PlatingAgSn

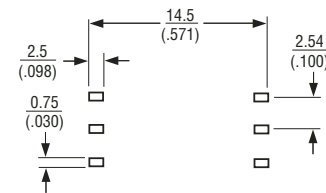
*For use with recommended circuit (BS6305 impedance Class A non-speech or Class B speech).

**SM-LP-5002 is symmetrical, meaning there is no real primary nor secondary winding.

Product Dimensions



Suggested PCB Layout

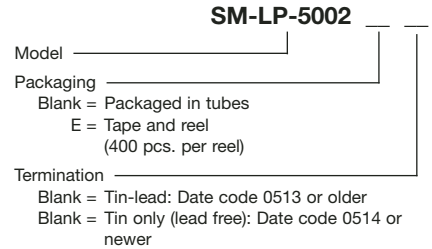


DIMENSIONS ARE: $\frac{\text{MM}}{\text{(INCHES)}}$

LEAD COPLANARITY: $\frac{0.15}{(.006)}$ MAX.

UNLESS OTHERWISE SPECIFIED, TOLERANCE: $\frac{\pm 0.25}{(.010)}$ MAX.

How to Order



Schematic

