

UTC 801/802

INTEGRATED CIRCUIT

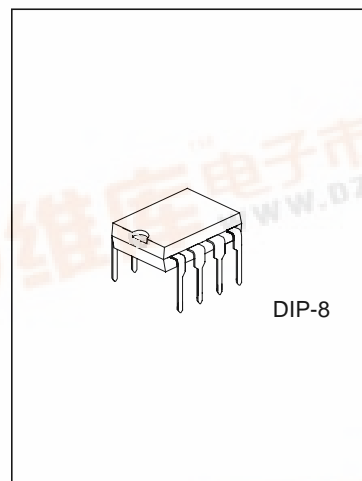
3/4 STRINGS Xmas LIGHT CONTROL

FEATURES

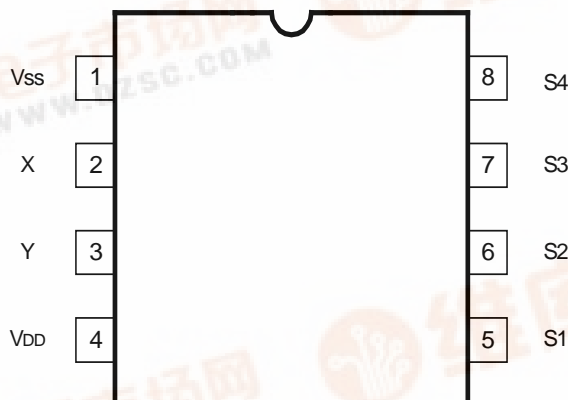
- *Adjustable flash rate.
- *Programmable 2/3/4 strings of bulbs.
- *UTC 801 sequential mode for about 57 sec. 4 light string flash for about 3 sec. according to normal fosc. then back to sequential again.
- *UTC 802 sequential mode only.

APPLICATION

- *Xmas light controller, any AC control toys.



PIN CONFIGURATIONS



ELECTRICAL CHARACTERISTICS (@VDD=3.6V unless otherwise specified)

PARAMETER	SYMBOL	TEST CONDITIONS	MIN	TYP.	MAX	UNIT
Operating Voltage	V _{DD}		-	3.6	5	V
Operating Current	I _{OP}	No load	-	-	-	mA
Quiescent Current	I _{SB}		-	-	-	μA
Driving Current	I _{OH}	@V _{DS} =1.2V	-	0.02	-	mA
Oscillator Frequency	F _{OSC}	External ± 30%, R _{osc} ~ 150kΩ	-	150	-	Hz
Operating Temperature	Temp.		0	25	60	°C

UTC

UNISONIC TECHNOLOGIES CO., LTD.

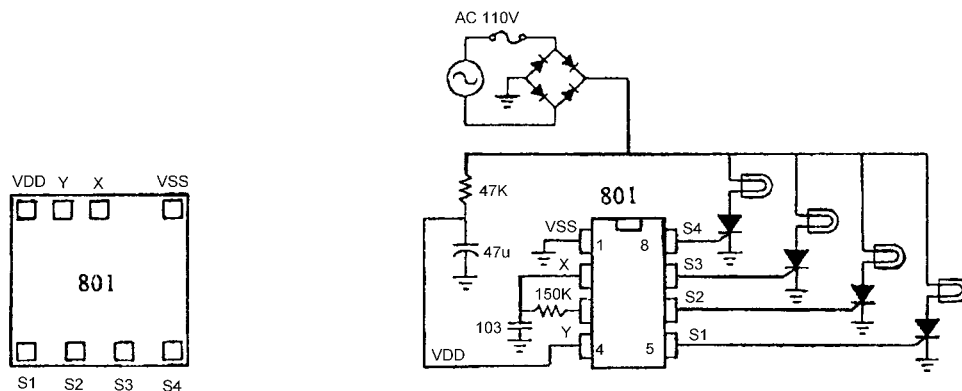
1

QW-R120-001,B

UTC 801/802

INTEGRATED CIRCUIT

APPLICATION DIAGRAM



Note 1: IC CHIP ~ 1.26 x 1.14 mm², substrate to VDD

Note 2: This specification is subject to be changed without prior notice.

UTC assumes no responsibility for equipment failures that result from using products at values that exceed, even momentarily, rated values (such as maximum ratings, operating condition ranges, or other parameters) listed in products specifications of any and all UTC products described or contained herein. UTC products are not designed for use in life support appliances, devices or systems where malfunction of these products can be reasonably expected to result in personal injury. Reproduction in whole or in part is prohibited without the prior written consent of the copyright owner. The information presented in this document does not form part of any quotation or contract, is believed to be accurate and reliable and may be changed without notice.