








RFE Part Number	Peak Repetitive Reverse Voltage	Max Avg Rectified Current	Max. Peak Fwd Surge Current	Forward Voltage Drop		Max Reverse Current	Package	Outline (Typical Size in inches)
	V <sub>RRM</sub>	I <sub>O</sub>	I <sub>FSM</sub>	V <sub>F@I<sub>F</sub></sub>		I <sub>R@V<sub>R</sub></sub>		
	V	A	A	V	A	μA		
<b>10.0 AMP Single-Phase Bridge Rectifiers</b>								
<b>⚡</b> KBU10005 KBU1001 KBU1002 KBU1004 KBU1006 KBU1008 KBU1010	50	10.0	300	10.0	5.0	10	KBU	 KBU
	100	10.0	300	10.0	5.0	10		
	200	10.0	300	10.0	5.0	10		
	400	10.0	300	10.0	5.0	10		
	600	10.0	300	10.0	5.0	10		
	800	10.0	300	10.0	5.0	10		
	1000	10.0	300	10.0	5.0	10		
<b>⚡</b> GBU10005 GBU1001 GBU1002 GBU1004 GBU1006 GBU1008 GBU1010	50	10.0	220	10.0	5.0	10	GBU	 GBU
	100	10.0	220	10.0	5.0	10		
	200	10.0	220	10.0	5.0	10		
	400	10.0	220	10.0	5.0	10		
	600	10.0	220	10.0	5.0	10		
	800	10.0	220	10.0	5.0	10		
	1000	10.0	220	10.0	5.0	10		
<b>⚡</b> GBJ10005 GBJ1001 GBJ1002 GBJ1004 GBJ1006 GBJ1008 GBJ1008	50	10.0	220	10.0	5.0	10	GBJ	 GBJ
	100	10.0	220	10.0	5.0	10		
	200	10.0	220	10.0	5.0	10		
	400	10.0	220	10.0	5.0	10		
	600	10.0	220	10.0	5.0	10		
	800	10.0	220	10.0	5.0	10		
	800	10.0	220	10.0	5.0	10		
<b>⚡</b> KBJ1005 KBJ1001 KBJ1002 KBJ1004 KBJ1006 KBJ1008 KBJ1010	50	10.0	220	10.0	5.0	10	KBJ	 KBJ
	100	10.0	220	10.0	5.0	10		
	200	10.0	220	10.0	5.0	10		
	400	10.0	220	10.0	5.0	10		
	600	10.0	220	10.0	5.0	10		
	800	10.0	220	10.0	5.0	10		
	1000	10.0	220	10.0	5.0	10		
<b>⚡</b> BR1005 BR101 BR102 BR104 BR106 BR108 BR1010	50	10.0	200	10.0	5.0	10	BR8	 BR8
	100	10.0	200	10.0	5.0	10		
	200	10.0	200	10.0	5.0	10		
	400	10.0	200	10.0	5.0	10		
	600	10.0	200	10.0	5.0	10		
	800	10.0	200	10.0	5.0	10		
	1000	10.0	200	10.0	5.0	10		
<b>⚡</b> KBPC1005 KBPC1001 KBPC1002 KBPC1004 KBPC1006 KBPC1008 KBPC1010	50	10.0	300	10.0	5.0	10	KBPC	 KBPC
	100	10.0	300	10.0	5.0	10		
	200	10.0	300	10.0	5.0	10		
	400	10.0	300	10.0	5.0	10		
	600	10.0	300	10.0	5.0	10		
	800	10.0	300	10.0	5.0	10		
	1000	10.0	300	10.0	5.0	10		
<b>⚡</b> KBPC1005W KBPC1001W KBPC1002W KBPC1004W KBPC1006W KBPC1008W KBPC1010W	50	10.0	300	10.0	5.0	10	KBPCW	 KBPCW
	100	10.0	300	10.0	5.0	10		
	200	10.0	300	10.0	5.0	10		
	400	10.0	300	10.0	5.0	10		
	600	10.0	300	10.0	5.0	10		
	800	10.0	300	10.0	5.0	10		
	1000	10.0	300	10.0	5.0	10		

RFE Part Number	Peak Repetitive Reverse Voltage	Max Avg Rectified Current	Max. Peak Fwd Surge Current	Forward Voltage Drop		Max Reverse Current	Package	Outline (Typical Size in inches)
	VRRM	I <sub>o</sub>	I <sub>FSM</sub>	V <sub>F@I<sub>F</sub></sub>		I <sub>R@V<sub>R</sub></sub>		
	V	A	A	V	A	μA		
<b>10.0 AMP Single-Phase Bridge Rectifiers (Cont'd)</b>								
MP10005	50	10.0	300	1.0	5.0	10	MP	 MP
MP1001	100	10.0	300	1.0	5.0	10		
MP1002	200	10.0	300	1.0	5.0	10		
MP1004	400	10.0	300	1.0	5.0	10		
MP1006	600	10.0	300	1.0	5.0	10		
MP1008	800	10.0	300	1.0	5.0	10		
MP1010	1000	10.0	300	1.0	5.0	10		
MP10005W	50	10.0	300	1.0	5.0	10	MPW	 MPW
MP1001W	100	10.0	300	1.0	5.0	10		
MP1002W	200	10.0	300	1.0	5.0	10		
MP1004W	400	10.0	300	1.0	5.0	10		
MP1006W	600	10.0	300	1.0	5.0	10		
MP1008W	800	10.0	300	1.0	5.0	10		
MP1010W	1000	10.0	300	1.0	5.0	10		
MP10005S	50	10.0	300	1.0	5.0	10	MPS	 MPS
MP1001S	100	10.0	300	1.0	5.0	10		
MP1002S	200	10.0	300	1.0	5.0	10		
MP1004S	400	10.0	300	1.0	5.0	10		
MP1006S	600	10.0	300	1.0	5.0	10		
MP1008S	800	10.0	300	1.0	5.0	10		
MP1010S	1000	10.0	300	1.0	5.0	10		
<b>15.0 AMP Single-Phase Bridge Rectifiers</b>								
KBU15005	50	15.0	300	1.0	7.5	10	KBU	 KBU
KBU1501	100	15.0	300	1.0	7.5	10		
KBU1502	200	15.0	300	1.0	7.5	10		
KBU1504	400	15.0	300	1.0	7.5	10		
KBU1506	600	15.0	300	1.0	7.5	10		
KBU1508	800	15.0	300	1.0	7.5	10		
KBU1510	1000	15.0	300	1.0	7.5	10		
GBU15005	50	15.0	240	1.1	7.5	10	GBU	 GBU
GBU1501	100	15.0	240	1.1	7.5	10		
GBU1502	200	15.0	240	1.1	7.5	10		
GBU1504	400	15.0	240	1.1	7.5	10		
GBU1506	600	15.0	240	1.1	7.5	10		
GBU1508	800	15.0	240	1.1	7.5	10		
GBU1510	1000	15.0	240	1.1	7.5	10		
GBJ15005	50	15.0	240	1.1	7.5	10	GBJ	 GBJ
GBJ1501	100	15.0	240	1.1	7.5	10		
GBJ1502	200	15.0	240	1.1	7.5	10		
GBJ1504	400	15.0	240	1.1	7.5	10		
GBJ1506	600	15.0	240	1.1	7.5	10		
GBJ1508	800	15.0	240	1.1	7.5	10		
GBJ1010	1000	15.0	240	1.1	7.5	10		
KBJ15005	50	15.0	240	1.1	7.5	10	KBJ	 KBJ
KBJ1501	100	15.0	240	1.1	7.5	10		
KBJ1502	200	15.0	240	1.1	7.5	10		
KBJ1504	400	15.0	240	1.1	7.5	10		
KBJ1506	600	15.0	240	1.1	7.5	10		
KBJ1508	800	15.0	240	1.1	7.5	10		
KBJ1510	1000	15.0	240	1.1	7.5	10		

RFE Part Number	Peak Repetitive Reverse Voltage	Max Avg Rectified Current	Max. Peak Fwd Surge Current	Forward Voltage Drop		Max Reverse Current	Package	Outline (Typical Size in inches)
	VRRM	Io	IFSM	VF@IF		IR@VR		
	V	A	A	V	A	µA		
<b>15.0 AMP Single-Phase Bridge Rectifiers (Cont'd)</b>								
KBPC15005	50	15.0	300	1.0	7.5	10	KBPC	 KBPC
KBPC1501	100	15.0	300	1.0	7.5	10		
KBPC1502	200	15.0	300	1.0	7.5	10		
KBPC1504	400	15.0	300	1.0	7.5	10		
KBPC1506	600	15.0	300	1.0	7.5	10		
KBPC1508	800	15.0	300	1.0	7.5	10		
KBPC1510	1000	15.0	300	1.0	7.5	10		
KBPC15005W	50	15.0	300	1.0	7.5	10	KBPCW	 KBPCW
KBPC1501W	100	15.0	300	1.0	7.5	10		
KBPC1502W	200	15.0	300	1.0	7.5	10		
KBPC1504W	400	15.0	300	1.0	7.5	10		
KBPC1506W	600	15.0	300	1.0	7.5	10		
KBPC1508W	800	15.0	300	1.0	7.5	10		
KBPC1510W	1000	15.0	300	1.0	7.5	10		
MP15005	50	15.0	300	1.0	7.5	10	MP	 MP
MP1501	100	15.0	300	1.0	7.5	10		
MP1502	200	15.0	300	1.0	7.5	10		
MP1504	400	15.0	300	1.0	7.5	10		
MP1506	600	15.0	300	1.0	7.5	10		
MP1508	800	15.0	300	1.0	7.5	10		
MP1510	1000	15.0	300	1.0	7.5	10		
MP15005W	50	15.0	300	1.0	7.5	10	MPW	 MPW
MP1501W	100	15.0	300	1.0	7.5	10		
MP1502W	200	15.0	300	1.0	7.5	10		
MP1504W	400	15.0	300	1.0	7.5	10		
MP1506W	600	15.0	300	1.0	7.5	10		
MP1508W	800	15.0	300	1.0	7.5	10		
MP1510W	1000	15.0	300	1.0	7.5	10		
MP15005S	50	15.0	300	1.0	7.5	10	MPS	 MPS
MP1501S	100	15.0	300	1.0	7.5	10		
MP1502S	200	15.0	300	1.0	7.5	10		
MP1504S	400	15.0	300	1.0	7.5	10		
MP1506S	600	15.0	300	1.0	7.5	10		
MP1508S	800	15.0	300	1.0	7.5	10		
MP1510S	1000	15.0	300	1.0	7.5	10		
<b>25.0 AMP Single-Phase Bridge Rectifiers</b>								
KBU25005	50	25.0	350	1.0	12.5	10	KBU	 KBU
KBU2501	100	25.0	350	1.0	12.5	10		
KBU2502	200	25.0	350	1.0	12.5	10		
KBU2504	400	25.0	350	1.0	12.5	10		
KBU2506	600	25.0	350	1.0	12.5	10		
KBU2508	800	25.0	350	1.0	12.5	10		
KBU2510	1000	25.0	350	1.0	12.5	10		
KBJ25005	50	25.0	350	1.1	12.5	10	KBJ	 KBJ
KBJ2501	100	25.0	350	1.1	12.5	10		
KBJ2502	200	25.0	350	1.1	12.5	10		
KBJ2504	400	25.0	350	1.1	12.5	10		
KBJ2506	600	25.0	350	1.1	12.5	10		
KBJ2508	800	25.0	350	1.1	12.5	10		
KBJ2510	1000	25.0	350	1.1	12.5	10		

RFE Part Number	Peak Repetitive Reverse Voltage	Max Avg Rectified Current	Max. Peak Fwd Surge Current	Forward Voltage Drop		Max Reverse Current	Package	Outline (Typical Size in inches)
	VRRM	Io	IFSM	VF@IF		IR@VR		
	V	A	A	V	A	μA		
25.0 AMP Single-Phase Bridge Rectifiers (Cont'd)								
KBPC25005	50	25.0	400	1.0	12.5	10	KBPC	 KBPC
KBPC2501	100	25.0	400	1.0	12.5	10		
KBPC2502	200	25.0	400	1.0	12.5	10		
KBPC2504	400	25.0	400	1.0	12.5	10		
KBPC2506	600	25.0	400	1.0	12.5	10		
KBPC2508	800	25.0	400	1.0	12.5	10		
KBPC2510	1000	25.0	400	1.0	12.5	10		
KBPC25005W	50	25.0	400	1.0	12.5	10	KBPCW	 KBPCW
KBPC2501W	100	25.0	400	1.0	12.5	10		
KBPC2502W	200	25.0	400	1.0	12.5	10		
KBPC2504W	400	25.0	400	1.0	12.5	10		
KBPC2506W	600	25.0	400	1.0	12.5	10		
KBPC2508W	800	25.0	400	1.0	12.5	10		
KBPC2510W	1000	25.0	400	1.0	12.5	10		
MP25005	50	25.0	400	1.0	12.5	10	MP	 MP
MP2501	100	25.0	400	1.0	12.5	10		
MP2502	200	25.0	400	1.0	12.5	10		
MP2504	400	25.0	400	1.0	12.5	10		
MP2506	600	25.0	400	1.0	12.5	10		
MP2508	800	25.0	400	1.0	12.5	10		
MP2510	1000	25.0	400	1.0	12.5	10		
MP25005W	50	25.0	400	1.0	12.5	10	MPW	 MPW
MP2501W	100	25.0	400	1.0	12.5	10		
MP2502W	200	25.0	400	1.0	12.5	10		
MP2504W	400	25.0	400	1.0	12.5	10		
MP2506W	600	25.0	400	1.0	12.5	10		
MP2508W	800	25.0	400	1.0	12.5	10		
MP2510W	1000	25.0	400	1.0	12.5	10		
MP25005S	50	25.0	400	1.0	12.5	10	MPS	 MPS
MP2501S	100	25.0	400	1.0	12.5	10		
MP2502S	200	25.0	400	1.0	12.5	10		
MP2504S	400	25.0	400	1.0	12.5	10		
MP2506S	600	25.0	400	1.0	12.5	10		
MP2508S	800	25.0	400	1.0	12.5	10		
MP2510S	1000	25.0	400	1.0	12.5	10		