


EC2C

5 TO 6 WATT DC-DC CONVERTERS



Features

- High Performance
- 60% Efficiency
- Pi Input Filter
- Regulated Outputs
- Low Ripple and Noise
- 500 VDC Isolation

MODEL NUMBER	INPUT VOLTAGE	OUTPUT VOLTAGE	OUTPUT CURRENT	INPUT CURRENT		CASE	ALT. PIN OUT
				NO LOAD	FULL LOAD		
EC2C01		5 VDC	1000 mA	60 mA	1700 mA		
EC2C02		12 VDC	470 mA	70 mA	1750 mA		
EC2C03	5 VDC	15 VDC	400 mA	70 mA	1800 mA	C	S
EC2C04		±12 VDC	±230 mA	130 mA	1700 mA		
EC2C05		±15 VDC	±190 mA	140 mA	1700 mA		
EC2C11		5 VDC	1000 mA	40 mA	690 mA		
EC2C12		12 VDC	470 mA	40 mA	700 mA		
EC2C13	12 VDC	15 VDC	400 mA	40 mA	750 mA	C	S
EC2C14		±12 VDC	±230 mA	60 mA	710 mA		
EC2C15		±15 VDC	±190 mA	60 mA	710 mA		
EC2C21		5 VDC	1000 mA	20 mA	350 mA		
EC2C22		12 VDC	470 mA	20 mA	340 mA		
EC2C23	24 VDC	15 VDC	400 mA	20 mA	360 mA	C	S
EC2C24		±12 VDC	±230 mA	35 mA	360 mA		
EC2C25		±15 VDC	±190 mA	35 mA	360 mA		
EC2C31		5 VDC	1000 mA	20 mA	290 mA		
EC2C32		12 VDC	470 mA	20 mA	300 mA		
EC2C33	28 VDC	15 VDC	400 mA	20 mA	310 mA	C	S
EC2C34		±12 VDC	±230 mA	25 mA	290 mA		
EC2C35		±15 VDC	±190 mA	25 mA	290 mA		
EC2C41		5 VDC	1000 mA	14 mA	170 mA		
EC2C42		12 VDC	470 mA	14 mA	170 mA		
EC2C43	48 VDC	15 VDC	400 mA	14 mA	180 mA	C	S
EC2C44		±12 VDC	±230 mA	20 mA	170 mA		
EC2C45		±15 VDC	±190 mA	20 mA	170 mA		

NOTE: 1. Alternative pin-out version. To order, suffix a "S" to the standard model number.

Specifications

INPUT SPECIFICATIONS:

Input Voltage Range.....	±10%
Input Filter.....	Pi Type

OUTPUT SPECIFICATIONS:

Voltage Accuracy.....	±1.0% max.
Voltage Balance, Dual Output.....	±0.5% max.
Temperature Coefficient	
Single Output.....	±0.02%/°C
Dual Output.....	±0.01%/°C
Ripple and Noise, 20MHz BW	
Single Output.....	50mV p-p max.
Dual Output.....	35mV p-p max.
Short Circuit Protection.....	Short Term
Line Regulation.....	±0.02%
Load Regulation.....	±0.05%

GENERAL SPECIFICATIONS:

Efficiency.....	60%
Isolation Voltage.....	500 VDC min.
Isolation Capacitance.....	80pF
Isolation Resistance.....	10 ⁹ ohms
Switching Frequency.....	20KHz, min.
Operating Temperature Range.....	-25°C to + 71°C
Case Temperature (Plastic case).....	95°C max.
(Copper case).....	100°C max.
Cooling.....	Free-Air Convection
Storage Temperature Range.....	-40°C to + 100°C
Dimensions.....	2 x 2 x 0.4 inches (50.8 x 50.8 x 10.2mm)
Weight.....	0.51g

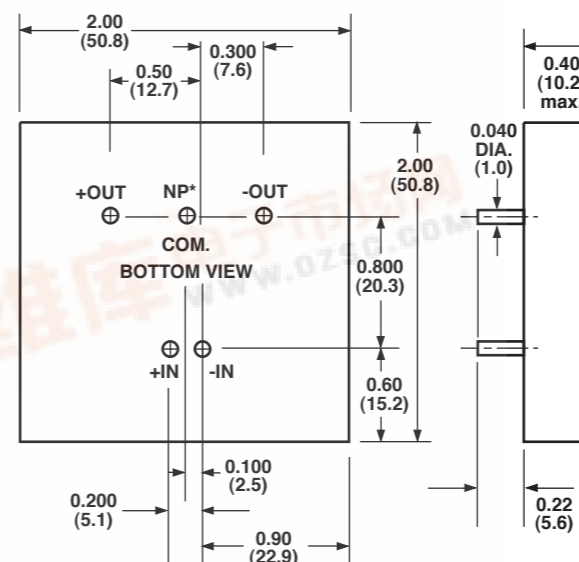
CASE MATERIAL:

Standard Models.....	Non-Conductive Black Plastic
Suffix "M" Models.....	Black Coated Copper with Non-Conductive Base

CASE C

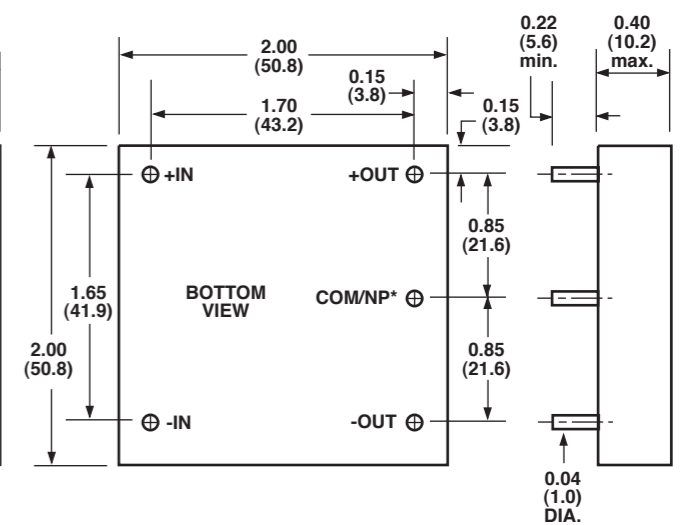
All Dimensions In Inches(mm)
Tolerance .xx= ±0.04, .xxx= ±0.10

STANDARD PIN CONFIGURATION



NP* - NO PIN ON SINGLE OUTPUT MODLES

ALTERNATE PIN CONFIGURATION SUFFIX "S"



INPUT VOLTAGE	60% FL	80% FL	100% FL
5V	4.4-6.5V	4.5-6.0V	4.65-5.5V
12V	10.56-15.6V	10.8-14.4V	11.16-13.2V
24V	21.12-31.2V	21.6-28.8V	22.32-26.4V
28V	24.64-36.4V	25.2-33.6V	26.04-30.8V
48V	42.24-62.4V	43.2-57.6V	44.64-52.8V