

PCB MOUNTING LEDs - Ø 5mm

## FEATURES



## 125 SERIES

PACK QUANTITY = 100 PIECES

- Material conforms to UL94 V-O flammability ratings
- Secure anchorage to PCB enhances mechanical strength, resistance to vibration and shock
- Suitable for 1.6mm PCB thickness only
- Product illustrated 125-505-04
- Typically available ex stock

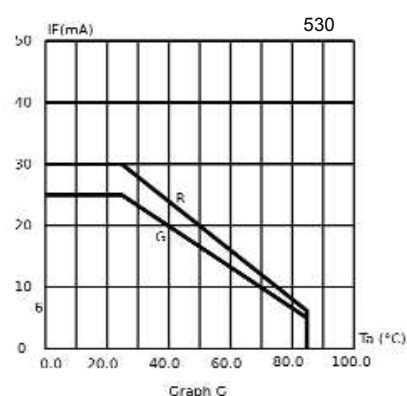
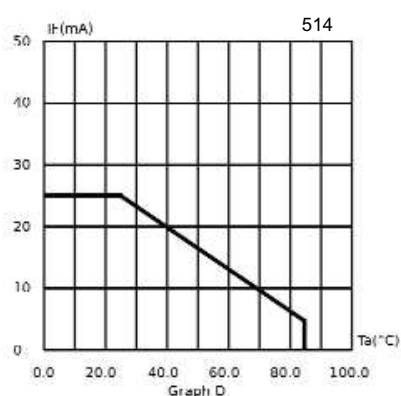
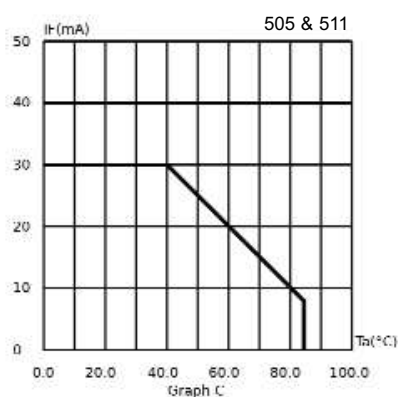
## SPECIFICATIONS

Ordering Information &amp; Typical Technical Characteristics (Ta = 25°C)

Mean Time Between Failure up to = 100,000 Hours. Luminous intensity figures refer to the unmodified discrete LED.

PART NUMBER	COLOUR	LENS	VOLTAGE DC Vopr	CURRENT DC Iopr	LUMINOUS INTENSITY Iv@20mA	WAVE LENGTH λp	OPERATING TEMP Topr	STORAGE TEMP Tstg	
STANDARD INTENSITY									
125-505-04	Red	Colour Diffused	2.0*	20	60	627	-40 ~ +85 <sup>^</sup>	-40 ~ +85	
125-511-04	Yellow	Colour Diffused	2.1*	20	40	590	-40 ~ +85 <sup>^</sup>	-40 ~ +85	
125-514-04	Green	Colour Diffused	2.2*	20	40	565	-40 ~ +85 <sup>^</sup>	-40 ~ +85	
125-530-04	Red/Green	White Diffused	2.0/2.2*	20	30/25	627/565	-40 ~ +85 <sup>^</sup>	-40 ~ +85	
UNITS			Vdc	mA	mcd	nm	°C	°C	

\* = Voltage DC for 20mA product is Vf@20mA, not Vopr

<sup>^</sup> = Products must be derated according to the derating information. Each derating graph refers to specific LEDs.

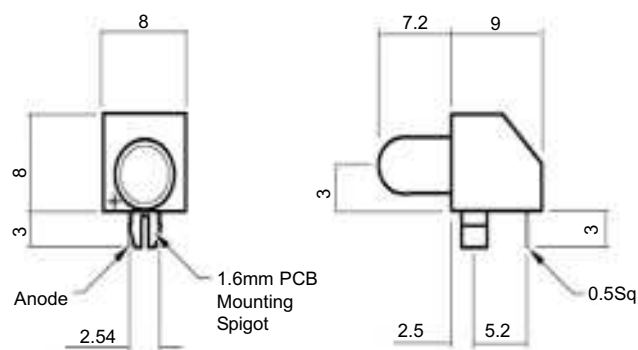
## How to Order:

website: [www.marl.co.uk](http://www.marl.co.uk) • email: [sales@marl.co.uk](mailto:sales@marl.co.uk) •

• Telephone +44 (0)1229 582430 • Fax: +44 (0)1229 585155

The information contained in this datasheet does not constitute part of any order or contract and should not be regarded as a representation relating to either products or service. Marl International reserve the right to alter without notice the specification or any conditions of supply for products or service.

## 125 Series



Dimensions in mm (Typical)  
Not to scale

Spigot mounting hole  $\varnothing 2.8^{+0.15}_{-0}$

## Housing Material

## Polycarbonate

This material offers UL94 V-0 flame retardancy\* and a high impact strength. This material has a melt point of 290-340°C and is suitable for use in the majority of automatic soldering processes.

\*Material test thickness 1.6mm

## LEDs

## LED Polarity

Anode identification is shown in the dimensional diagram. The long lead of a non-cropped unit can also be used to help identify the anode. For the 2 pin Bi-colour units the standard colour configuration is red anode to the '+' sign.

## Reverse Polarity

This is offered on all PCB units, with the exception of the 125 series, if requested to help overcome the problem of systems with reverse polarity connections. Multiple units can also be supplied in reverse polarity but not with mixed polarities. The 2 pin and 3 pin Bi-colours can be supplied in reverse colour configuration.

## Bi-colour

## 2 Pin Operation

To achieve the second colour for a 2 pin Bi-colour unit the supply must be reversed, standard colour configuration for these units is red anode to the '+' sign.

## Electro-static Discharge (ESD)

Build up of electrostatic discharge occurs in many situations involving people moving and handling products. The range of possible situations is very diverse but voltage levels as high as several thousand volts can and do arise in many individual situations. When an operator charged up to these levels handles a 'static sensitive device', there is a very probable likelihood that the device will be irreversibly damaged. It is essential that precautions are taken at all stages during manufacture and assembly of these products. Although LEDs were never considered to be static sensitive devices, changes in manufacturing technology and materials used to produce higher intensity products over a large range of the wavelength spectrum have changed this. MarL has an approved system of ESD control from goods in, through production and into final packing and despatch. We recommend all users of LED based products follow the guidelines of BS 100015.

Note: All luminous intensity figures refer to the unmodified discrete LED.

## How to Order:

website: [www.marl.co.uk](http://www.marl.co.uk) • email: [sales@marl.co.uk](mailto:sales@marl.co.uk) •

• Telephone +44 (0)1229 582430 • Fax: +44 (0)1229 585155

The information contained in this datasheet does not constitute part of any order or contract and should not be regarded as a representation relating to either products or service. MarL International reserve the right to alter without notice the specification or any conditions of supply for products or service.

## 125 Series

Part numbers also available in the 125 Series:

PART NO.	COLOUR	VOLTAGE DC (Vdc) Vopr
125-505-01	Red	2mA
125-511-01	Yellow	2mA
125-514-01	Green	2mA
125-514-04-38	Green	20mA
125-523-04-24	Red	20mA
125-524-04-24	Yellow	20mA
125-525-04-24	Green	20mA
UNITS		VDC

The products listed above illustrate all of the options available to order. These products may have custom modifications that alter their operation beyond the generic information contained within this datasheet. Please contact sales for further information.

### How to Order:

website: [www.marl.co.uk](http://www.marl.co.uk) • email: [sales@marl.co.uk](mailto:sales@marl.co.uk) •

• Telephone +44 (0)1229 582430 • Fax: +44 (0)1229 585155

The information contained in this datasheet does not constitute part of any order or contract and should not be regarded as a representation relating to either products or service. Marl International reserve the right to alter without notice the specification or any conditions of supply for products or service.