



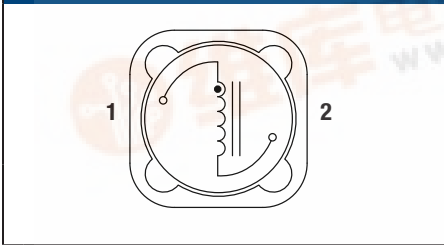
## FEATURES

- RoHS compliant
- 1.0μH to 1.0mH
- Up to 10A ldc
- Bobbin format
- Surface mount
- Integral EMI shield
- Compact size
- Tape and reel packaging
- UL 94V-0 materials
- J-STD-020-C reflow

## DESCRIPTION

The 4700S series is a range of bobbin-wound, surface-mount inductors designed for use in switching power supply, and power line filter circuits. The parts are suitable for any application requiring a high saturation current in a low-profile package. The devices have an integral ferrite shield to reduce EMI.

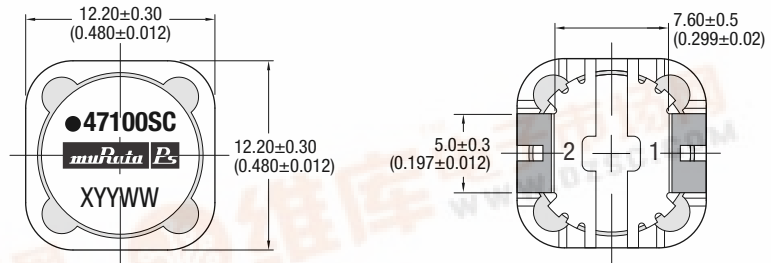
### PIN CONNECTIONS (TOP VIEW)



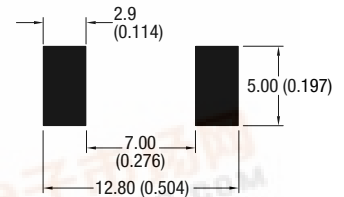
## SELECTION GUIDE

Order Code	Inductance (10kHz, 100mVAC) ±20%	DC Current <sup>1</sup>	DC Resistance	SRF	Q Factor	
	Nom. μH	Max. A	Max. mΩ	Typ. MHz	Typ. Q	Typ. @ f (MHz)
	<b>471R0SC</b>	1.0 (±30%)	10.0	4.8	79	24
<b>472R2SC</b>	2.2 (±30%)	7.0	8.5	44	24	1
<b>473R3SC</b>	3.3 (±30%)	6.4	11.1	36	25	1
<b>474R7SC</b>	4.7 (±30%)	5.8	16.4	34	25	1
<b>476R8SC</b>	6.8 (±30%)	4.6	26.9	24	24	1
<b>47100SC</b>	10	3.8	32.3	22	22	1
<b>47150SC</b>	15	3.2	46.5	18	29	1
<b>47220SC</b>	22	2.7	62.9	14	29	1
<b>47330SC</b>	33	2.2	91.1	13	23	1
<b>47470SC</b>	47	1.9	168	11	23	1
<b>47680SC</b>	68	1.6	210	9	23	1
<b>47101SC</b>	100	1.3	267	8	20	0.8
<b>47151SC</b>	150	1.1	410	7	19	0.8
<b>47221SC</b>	220	0.8	629	6	20	0.8
<b>47331SC</b>	330	0.7	940	5	21	0.8
<b>47471SC</b>	470	0.58	1330	5	23	0.8
<b>47681SC</b>	680	0.48	1780	4	17	0.8
<b>47102SC</b>	1000	0.40	2540	4	17	0.8

## MECHANICAL DIMENSIONS



### Recommended Footprint Details



Dot signifies the innermost turn of the winding.  
 All dimensions in mm (inches). Package weight: 2.4g Typ.

## ABSOLUTE MAXIMUM RATINGS

Operating free air temperature range	-40°C to 85°C
Storage temperature range	-40°C to 125°C

## SOLDERING INFORMATION<sup>2</sup>

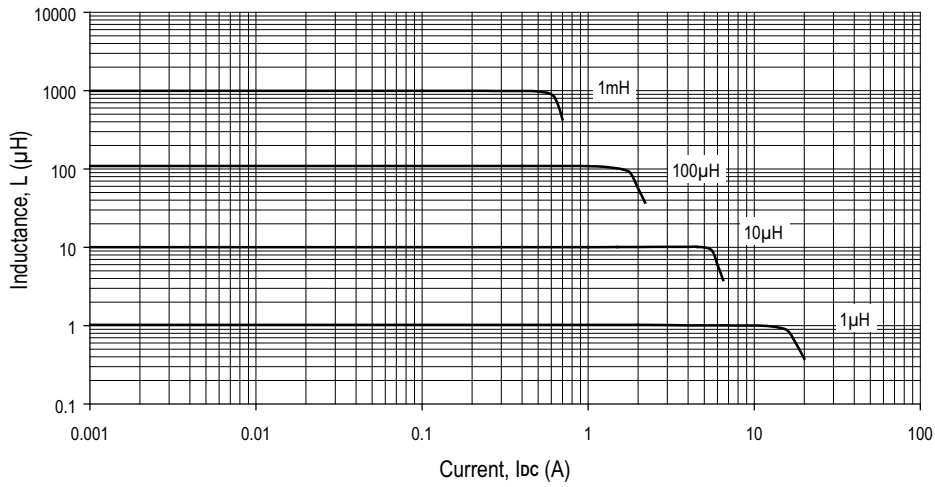
Peak reflow solder temperature	245°C
Pin finish	Tin

Specifications typical at T<sub>a</sub> = 25°C

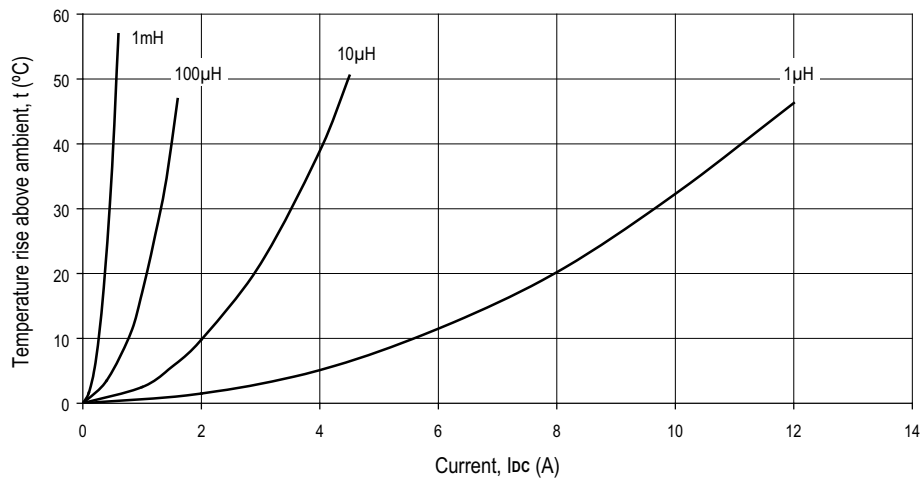
- 1 Maximum DC current occurs when either the inductance falls to 75% of its nominal value or when its temperature rise reaches 40°C, whichever is sooner.
- 2 For further information, please visit [www.murata-ps.com/rohs](http://www.murata-ps.com/rohs)



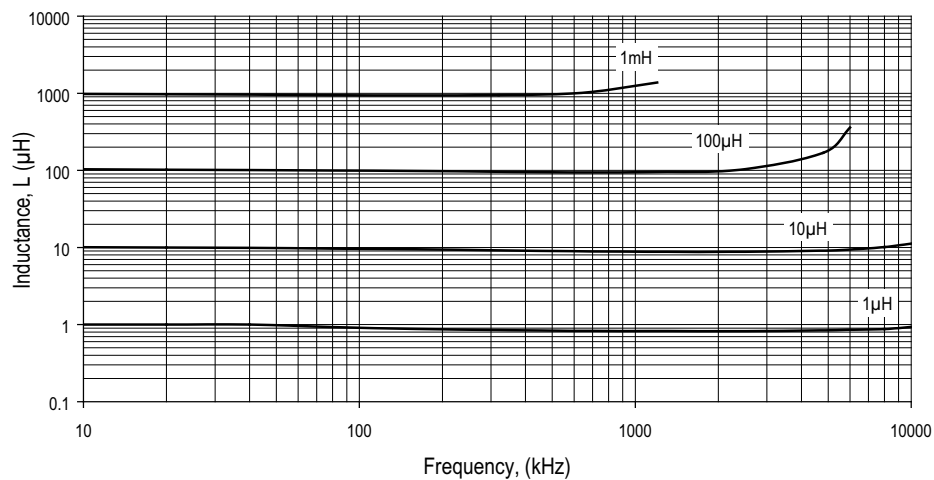
**INDUCTANCE Vs CURRENT**



**TEMPERATURE Vs CURRENT**

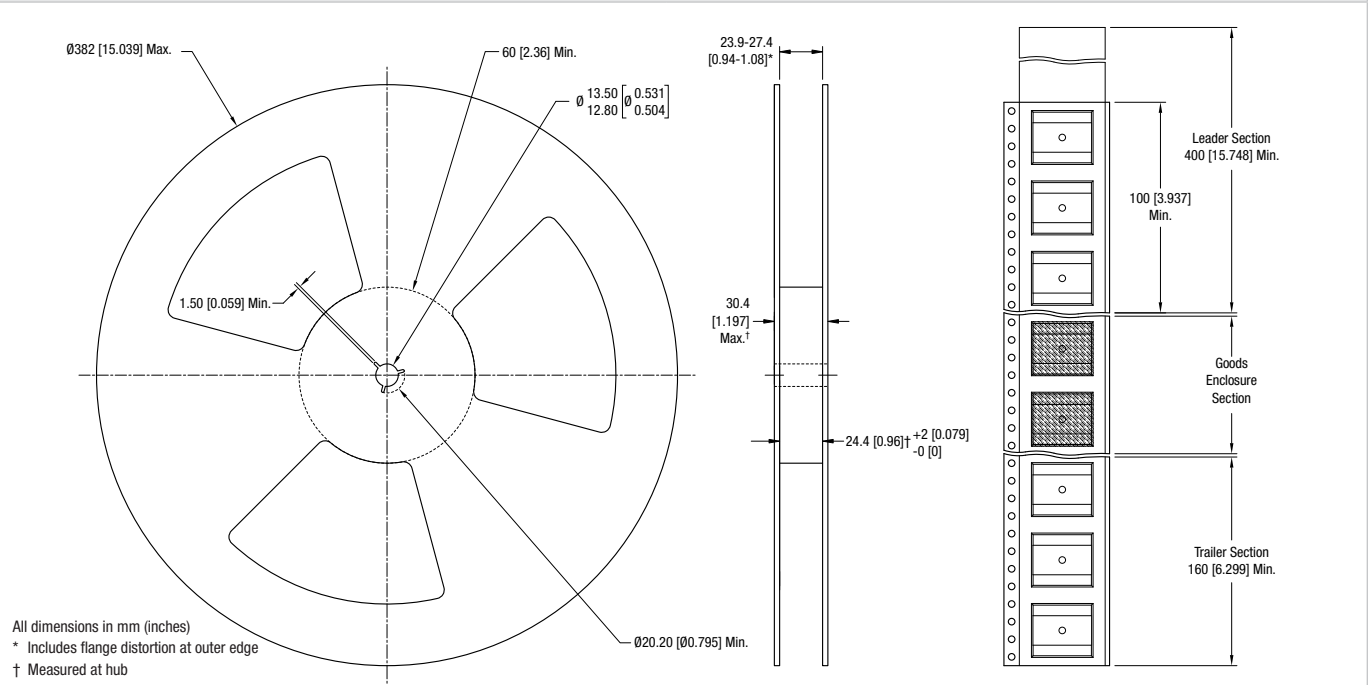


**INDUCTANCE Vs FREQUENCY**



**TAPE & REEL SPECIFICATIONS**

**REEL OUTLINE DIMENSIONS**



**TAPE OUTLINE DIMENSIONS**

